

Severe material deprivation – early estimates for 2015

Share of severely materially deprived people down to 8.2% in the EU

Around 41 million people in this situation in the EU

In 2015, 8.2% of the population or around 41 million people in the **European Union** (EU) were severely materially deprived, meaning that they had living conditions constrained by a lack of resources such as not being able to afford to pay their bills, keep their home adequately warm, or take a one week holiday away from home.

In 2015, the proportion of persons severely materially deprived in the **EU** continued the downward trend observed since its peak in 2012 (9.9%).

Families with dependent children are affected more than households without children. 8.3% of households with two and more adults with children suffer from severe material deprivation, compared with 6.0% for those without dependent children; and severe material deprivation hits 17.3% of single parent families, compared with 11.0% for single adults without dependent children.

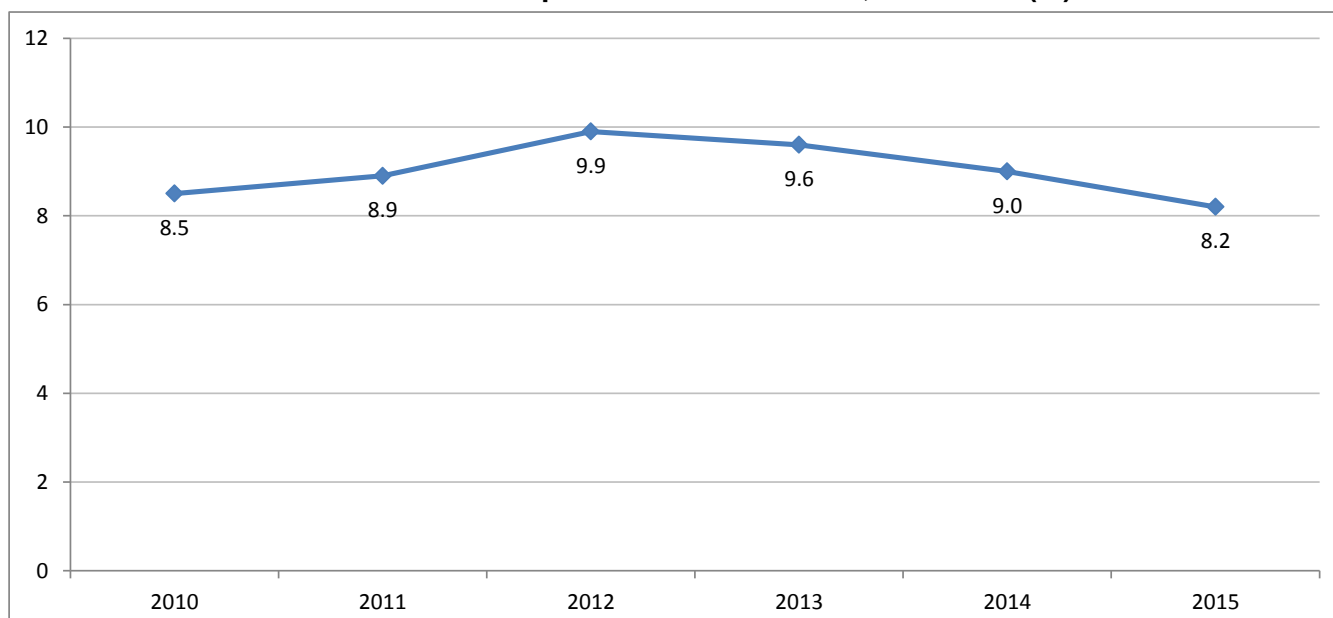
As it can be seen from the same figures, severe material deprivation also affects single-adult households more than households composed of at least two adults.

Severe material deprivation rate by household type in the EU, 2015

	Without dependent children	With dependent children
Single adult	11.0%	17.3%
Two or more adults	6.0%	8.3%

These early estimates for 2015 come from an [article](#) issued by Eurostat, the statistical office of the European Union.

Severe material deprivation rate in the EU, 2010-2015 (%)



Severe material deprivation in the EU Member States

	rate				in 1 000 persons
	2012	2013	2014	2015	2015
EU	9.9	9.6	9.0	8.2	41 092
Belgium	6.3	5.1	5.9	5.8	646
Bulgaria	:	:	33.1	34.2	2 468
Czech Republic	6.6	6.6	6.7	5.2	538
Denmark	2.8	3.6	3.2	:	181*
Germany	4.9	5.4	5.0	:	3 974*
Estonia	:	:	6.2	4.5	58
Ireland	9.8	9.9	8.4	:	385*
Greece	19.5	20.3	21.5	22.2	2 377
Spain	5.8	6.2	7.1	6.4	2 936
France	5.3	4.9	4.8	4.5	2 824
Croatia	15.9	14.7	13.9	13.8	575
Italy	14.5	12.3	11.6	11.5	6 982
Cyprus	15.0	16.1	15.3	:	131*
Latvia	25.6	24.0	19.2	16.4	322
Lithuania	19.8	16.0	13.6	13.9	407
Luxembourg	1.3	1.8	1.4	:	7*
Hungary	26.3	27.8	24.0	19.4	1 878
Malta	9.2	9.5	10.2	8.1	34
Netherlands	2.3	2.5	3.2	2.5	425
Austria	4.0	4.2	4.0	3.6	302
Poland	13.5	11.9	10.4	8.1	3 032
Portugal	8.6	10.9	10.6	9.6	997
Romania	29.9	28.5	26.3	24.6	4 886
Slovenia	6.6	6.7	6.6	5.8	117
Slovakia	10.5	10.2	9.9	:	514*
Finland	2.9	2.5	2.8	2.2	118
Sweden	1.3	1.4	0.7	:	72*
United Kingdom	7.8	8.3	7.3	6.1	3 904
Iceland	2.4	1.9	1.4	1.6	5
Norway	1.7	1.9	1.2	1.3	65
Switzerland	0.8	0.7	:	:	:

2015 data are estimated at EU level, based on 2014 data for the missing Member States.

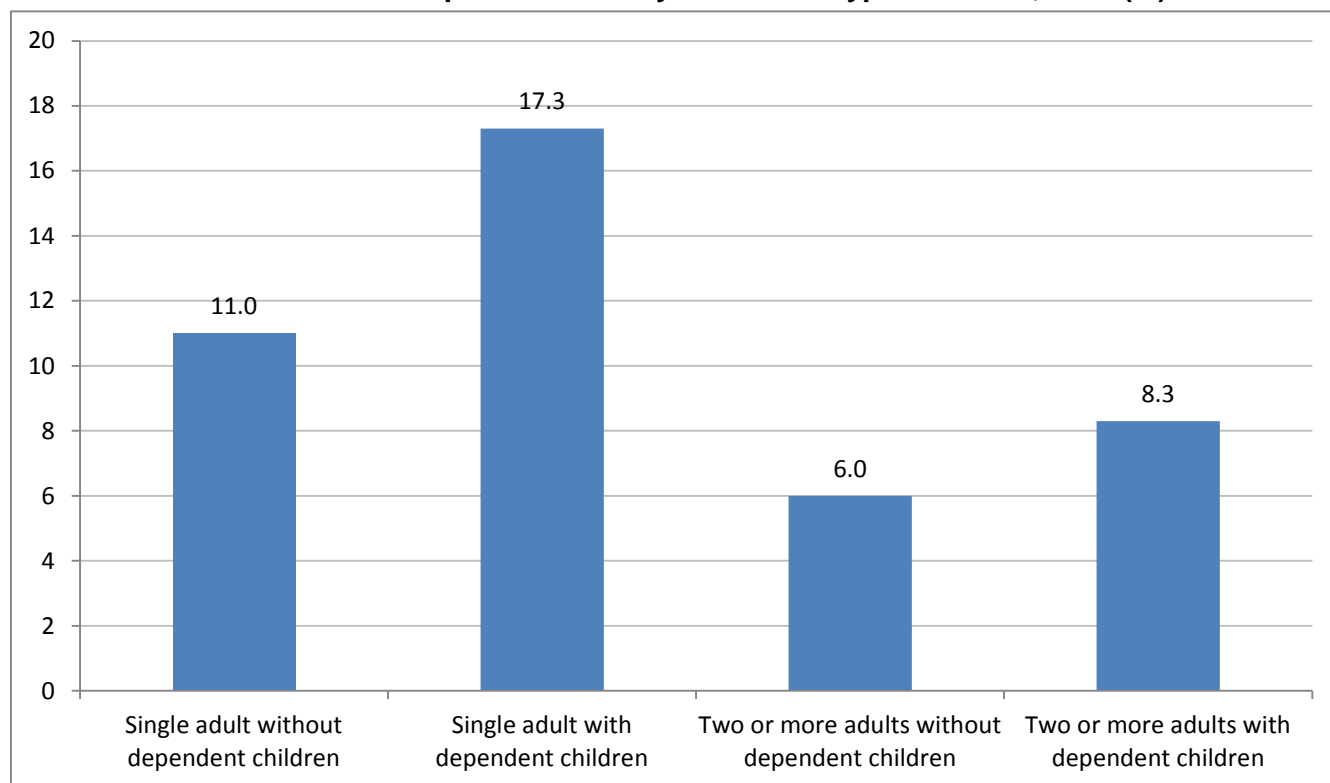
2015 data are provisional, except Bulgaria, Latvia, Hungary, Austria and Finland.

: Data not available or not included due to a break in series.

* 2014 data instead of 2015.

The source dataset can be found [here](#).

Severe material deprivation rate by household type in the EU, 2015 (%)



The source dataset can be found [here](#).

Geographical information

The **European Union** (EU) includes Belgium, Bulgaria, the Czech Republic, Denmark, Germany, Estonia, Ireland, Greece, Spain, France, Croatia, Italy, Cyprus, Latvia, Lithuania, Luxembourg, Hungary, Malta, the Netherlands, Austria, Poland, Portugal, Romania, Slovenia, Slovakia, Finland, Sweden and the United Kingdom.

Methods and definitions

Data on severe material deprivation presented in this News Release are based on early estimates from the EU-Statistics on Income and Living Conditions (EU-SILC). The EU-SILC survey is the EU reference source for comparative statistics on income distribution, poverty and living conditions. More information can be found [here](#).

The reference population is all private households and their current members residing in the territory of a given Member State at the time of data collection. Persons living in collective households and in institutions are generally excluded from the target population as well as small and remote parts of the national territory amounting to no more than 2% of the national population.

Severe material deprivation is enforced inability (rather than a choice not to do so) to afford at least four of the following nine items considered by most people to be desirable or even necessary to lead an adequate life: to face unexpected expenses, afford a one-week annual holiday away from home, a meal involving meat, chicken, fish or vegetarian equivalent every second day, the adequate heating of a dwelling, durable goods, namely, a washing machine, a television set, telephone and car, and not being confronted with payment arrears (mortgage or rent, utility bills, hire purchase instalments or other loan payments).

For more information

Eurostat [website section](#) on income, social inclusion and living conditions.

Eurostat [database](#) on income and living conditions.

Eurostat [Statistics Explained article](#) on early results of material deprivation statistics.

Issued by: **Eurostat Press Office**


Baiba GRANDOVSKA
Tel: +352-4301-33 444
eurostat-pressoffice@ec.europa.eu

 ec.europa.eu/eurostat/

Production of data:

Matyas Tamas MESZAROS
Tel: +352-4301-36 022
matyas.meszarus@ec.europa.eu

 [@EU Eurostat](https://twitter.com/EU_Eurostat)

 **Media requests:** Eurostat media support / Tel: +352-4301-33 408 / eurostat-mediasupport@ec.europa.eu