

22/2016 - 29 January 2016

Flash estimate - January 2016

Euro area annual inflation up to 0.4%

Announcement

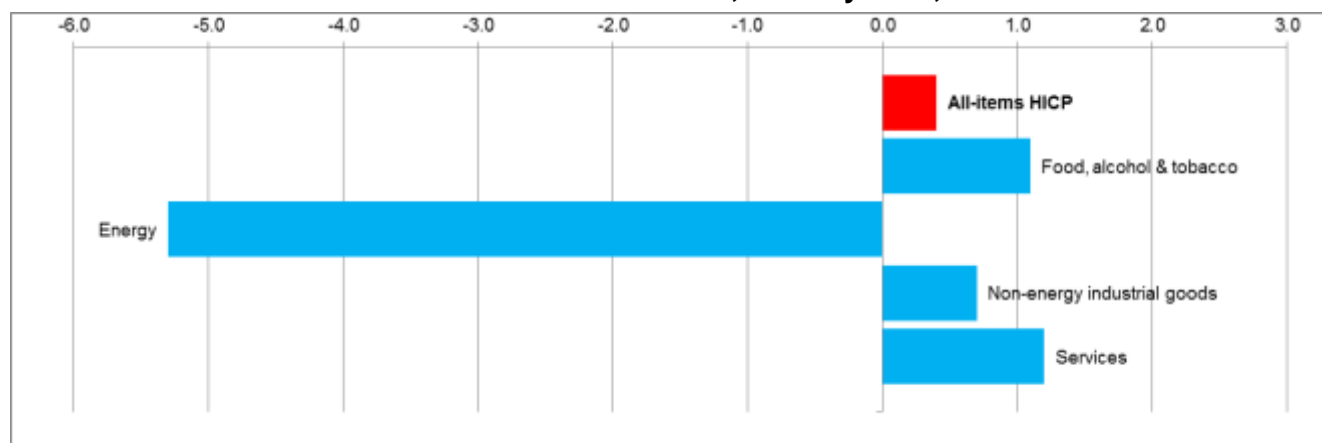
Starting with the full release of data for January 2016, planned for 25 February 2016, the HICP index series will be published with reference year 2015=100, in place of the current reference year 2005=100.

Further information can be found on the [Eurostat Website](#).

Euro area annual inflation is expected to be 0.4% in January 2016, up from 0.2% in December 2015, according to a flash estimate from **Eurostat, the statistical office of the European Union**.

Looking at the main components of euro area inflation, services is expected to have the highest annual rate in January (1.2%, compared with 1.1% in December), followed by food, alcohol & tobacco (1.1%, compared with 1.2% in December), non-energy industrial goods (0.7%, compared with 0.5% in December) and energy (-5.3%, compared with -5.8% in December).

Euro area annual inflation, January 2016, %



Euro area annual inflation and its components, %

	Weight (%) 2016	Jan 2015	Aug 2015	Sep 2015	Oct 2015	Nov 2015	Dec 2015	Jan 2016
All-items HICP	1000.0e	-0.6	0.1	-0.1	0.1	0.1	0.2	0.4e
All-items excluding:								
> energy	901.9e	0.5	1.0	1.0	1.2	1.0	0.9	1.1e
> energy, unprocessed food	827.4e	0.6	0.9	0.8	1.0	0.9	0.9	1.0e
> energy, food, alcohol & tobacco	706.1e	0.6	0.9	0.9	1.1	0.9	0.9	1.0e
Food, alcohol & tobacco	195.9e	-0.1	1.3	1.4	1.6	1.5	1.2	1.1e
> processed food, alcohol & tobacco	121.3e	0.4	0.6	0.6	0.6	0.7	0.7	0.7e
> unprocessed food	74.6e	-0.8	2.4	2.7	3.2	2.7	2.0	1.8e
Energy	98.1e	-9.3	-7.2	-8.9	-8.5	-7.3	-5.8	-5.3e
Non-energy industrial goods	265.1e	-0.1	0.4	0.3	0.6	0.5	0.5	0.7e
Services	440.9e	1.0	1.2	1.2	1.3	1.1	1.1	1.2e

e = estimate

p = provisional

The source dataset is available [here](#).

Geographical coverage

The **euro area** consists of Belgium, Germany, Estonia, Ireland, Greece, Spain, France, Italy, Cyprus, Latvia, Lithuania, Luxembourg, Malta, the Netherlands, Austria, Portugal, Slovenia, Slovakia and Finland.

The euro area data refer to the country composition at a specific point in time. New Member States are integrated into the aggregate using a chain index formula.

Methods and definitions

Annual inflation is the change of the price level between the current month and the same month of the previous year.

Revisions and timetable

The euro area inflation flash estimate is issued at the end of each reference month.

The complete set of harmonised indices of consumer prices (HICP) for the euro area, EU and Member States is released around the middle of the month following the reference month. The next release with full data for January 2016 is scheduled for 25 February 2016.

For more information

Eurostat's [website section](#) on inflation

Eurostat's [database section](#) on inflation


Eurostat's [Statistics Explained article](#) on inflation in the euro area

Eurostat's [metadata](#) on inflation

Eurostat's €-indicators [release calendar](#)

Issued by **Eurostat Press Office**


Tim ALLEN
Tel: +352-4301-33 444
eurostat-pressoffice@ec.europa.eu

 ec.europa.eu/eurostat/

For further information on data:

Svetoslava PAVLOVA
Tel: +352-4301-34 406
estat-hicp@ec.europa.eu

 [@EU_Eurostat](https://twitter.com/EU_Eurostat)

 **Media requests:** Eurostat media support / Tel: +352-4301-33 408 / eurostat-mediasupport@ec.europa.eu