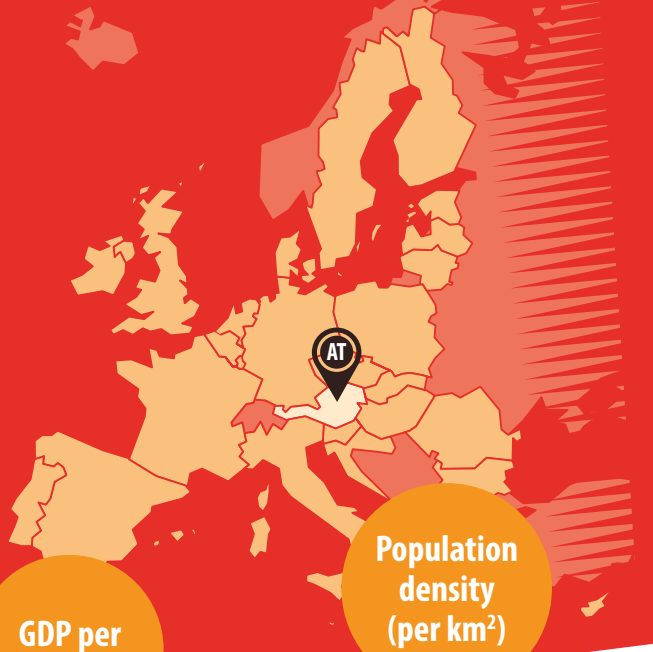


Austria in the EU



Share in EU area

1.8%
83 900 km²

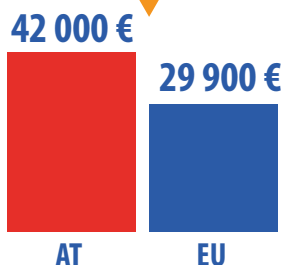
Share in EU population

1.7%
8.8 million inhabitants


Share in EU GDP

2.4%

GDP per capita



Population density (per km²)

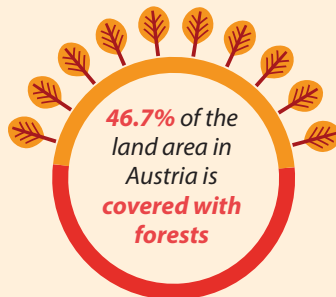


Did you know that...

Almost **half of Austrian employed women (47.9%) work part-time**, the second-highest share in the EU



Austria has the highest percentage of **organically farmed agricultural land (21.25%)** in the EU



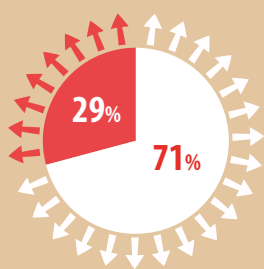
67.1% of packaging waste are recycled in Austria, more than the EU average



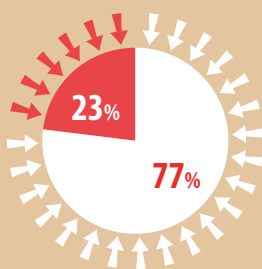
Full-time employees in Austria work on average **41.3 hours per week**, this is the third highest number of hours in the EU



Export of goods



Import of goods




● Inside EU
● Outside EU

Employment rate men



Employment rate women



Austria in the EU

On the occasion of the Austrian Presidency of the Council of the European Union (from 1 July 2018), Eurostat, the statistical office of the European Union, releases some indicators and infographics to show Austria in comparison with the European Union
(based on data for 2017)

July 2018

Indicator	Austria	EU	Notes
Economy			
Government surplus/deficit (% GDP)	-0.7	-1.0	
Government gross debt (% GDP)	78.4	81.6	
GDP per capita in PPS (EU = 100)	128	100	
Tax to GDP ratio	42.9	40.0	2016
Annual inflation rate	2.1	2.0	May-18
Investment (gross fixed capital formation as % of GDP)	23.5	20.1	
Weight of manufacturing in the economy (value added of manufacturing as % of GDP)	16.5	14.6	
Population and social			
Share of population aged 65 or over	18.5	19.4	
Share of population under 15	14.4	15.6	
Fertility rate (children per woman)	1.53	1.60	2016
Unemployment rate (total)	4.9	7.1	Apr-18
Unemployment rate (less than 25 years)	9.9	15.3	Apr-18
Risk-of-poverty or social exclusion (% of population)	18.0	23.5	2016
Education			
Tertiary educational attainment total (% of persons aged 30-34)	40.8	39.9	
Tertiary educational attainment women (% of persons aged 30-34)	44.0	44.9	
Tertiary educational attainment men (% of persons aged 30-34)	37.7	34.9	
Early leavers from education (% of persons aged 18-24 years)	7.4	10.6	
Science and Technology			
R&D expenditure (% of GDP)	3.09	2.03	2016
Individuals having made a purchase online (% of persons aged 16 to 74)	62	57	
Employment in high- and medium-high technology manufacturing (%)	5.9	5.8	
Environment & Energy			
Greenhouse gas emissions including international aviation and indirect CO ₂ emissions (% reduction since 1990)	+ 3.1	-22.4	2016
Share of renewables in final energy consumption	33.5	17.0	2016
Energy dependency (share of imports in energy consumption)	62.4	53.6	2016

Issued by: Eurostat Press Office
Tel: +352-4301-33 444
eurostat-pressoffice@ec.europa.eu

ec.europa.eu/eurostat
@EU_Eurostat
/EurostatStatistics

Media requests: Eurostat media support
Tel: +352-4301-33 408
eurostat-mediasupport@ec.europa.eu

