

Statistics for The sustainable use of pesticides in Europe

Status : Inactive

Date open : 17/03/2005

End date : 12/05/2005

There are 1772 responses on 1772 in the current set for your criteria

Search criteria

All data requested

Expand all - Collapse all

Profile-related questions to stakeholders and authorities

Your organisation's country of establishment (indicate your country of residence if answering as an individual person)
(compulsory)


	Number of requested records	% Requested records	% of total number records
FR - France	515	(29.1%)	(29.1%)
DE - Germany	373	(21%)	(21%)
UK - United Kingdom	163	(9.2%)	(9.2%)
IT - Italy	145	(8.2%)	(8.2%)
BE - Belgium	75	(4.2%)	(4.2%)
NL - The Netherlands	48	(2.7%)	(2.7%)
ES - Spain	38	(2.1%)	(2.1%)
LT - Lithuania	26	(1.5%)	(1.5%)
AT - Austria	21	(1.2%)	(1.2%)
HU - Hungary	17	(1%)	(1%)
EL - Greece	15	(0.8%)	(0.8%)
IE - Ireland	15	(0.8%)	(0.8%)
Other	15	(0.8%)	(0.8%)
PT - Portugal	15	(0.8%)	(0.8%)
SE - Sweden	14	(0.8%)	(0.8%)
PL - Poland	11	(0.6%)	(0.6%)
SI - Slovenia	9	(0.5%)	(0.5%)
DK - Denmark	8	(0.5%)	(0.5%)
CS - Czech Republic	7	(0.4%)	(0.4%)
FI - Finland	5	(0.3%)	(0.3%)
LU - Luxembourg	5	(0.3%)	(0.3%)
RO - Romania	3	(0.2%)	(0.2%)
SK - Slovak Republic	3	(0.2%)	(0.2%)
BU - Bulgaria	2	(0.1%)	(0.1%)
ET - Estonia	2	(0.1%)	(0.1%)
CY - Cyprus	1	(0.1%)	(0.1%)
LV - Latvia	1	(0.1%)	(0.1%)
MT - Malta	0	(0%)	(0%)

Do you reply...(compulsory)

	Number of requested records	% Requested records	% of total number records
As a private or professional individual	1130	(63.8%)	(63.8%)
 On behalf of an organisation	422	(23.8%)	(23.8%)

National Action Plans

Setting up national coordination bodies involving all stakeholders(compulsory)			
	Number of requested records	% Requested records	% of total number records
High	770	(43.5%)	(43.5%)
Medium	734	(41.4%)	(41.4%)
Low	48	(2.7%)	(2.7%)
Training schemes(compulsory)			
	Number of requested records	% Requested records	% of total number records
High	1399	(79%)	(79%)
Medium	119	(6.7%)	(6.7%)
Low	34	(1.9%)	(1.9%)
Technical check of sprayers(compulsory)			
	Number of requested records	% Requested records	% of total number records
High	1361	(76.8%)	(76.8%)
Medium	145	(8.2%)	(8.2%)
Low	46	(2.6%)	(2.6%)
Special requirements for application of pesticides by aerial spraying(compulsory)			
	Number of requested records	% Requested records	% of total number records
High	882	(49.8%)	(49.8%)
Medium	620	(35%)	(35%)
Low	50	(2.8%)	(2.8%)
Restrictions on use in public areas(compulsory)			
	Number of requested records	% Requested records	% of total number records
High	791	(44.6%)	(44.6%)
Low	616	(34.8%)	(34.8%)
Medium	145	(8.2%)	(8.2%)
Risk indicators : establishment of baseline values and quantitative objectives for risk reduction at national level (compulsory)			
	Number of requested records	% Requested records	% of total number records
High	771	(43.5%)	(43.5%)
Low	584	(33%)	(33%)
Medium	197	(11.1%)	(11.1%)
EU guidance regarding the content of NAPs and the measures to be included(compulsory)			
	Number of requested records	% Requested records	% of total number records
Medium	714	(40.3%)	(40.3%)
High	690	(38.9%)	(38.9%)
Low	148	(8.4%)	(8.4%)
Financial instruments (taxation)(compulsory)			
	Number of requested records	% Requested records	% of total number records
Low	719	(40.6%)	(40.6%)
High	698	(39.4%)	(39.4%)



Medium	135	(7.6%)	(7.6%)
Economic instruments (incentives)(compulsory)			
	Number of requested records	% Requested records	% of total number records
High	745	(42%)	(42%)
Medium	703	(39.7%)	(39.7%)
Low	104	(5.9%)	(5.9%)
Other elements needed			
	Number of requested records	% Requested records	% of total number records
No	876	(49.4%)	(49.4%)
 Yes	611	(34.5%)	(34.5%)

Training and awareness raising

Integrated pest and crop management (IPM, ICM)(compulsory)			
	Number of requested records	% Requested records	% of total number records
High	855	(48.3%)	(48.3%)
Medium	676	(38.1%)	(38.1%)
Low	21	(1.2%)	(1.2%)
Toxicology, operator safety(compulsory)			
	Number of requested records	% Requested records	% of total number records
High	1455	(82.1%)	(82.1%)
Medium	87	(4.9%)	(4.9%)
Low	10	(0.6%)	(0.6%)
Storage, handling, cleaning procedures(compulsory)			
	Number of requested records	% Requested records	% of total number records
High	1422	(80.2%)	(80.2%)
Medium	114	(6.4%)	(6.4%)
Low	16	(0.9%)	(0.9%)
Environmental protection(compulsory)			
	Number of requested records	% Requested records	% of total number records
High	1479	(83.5%)	(83.5%)
Medium	58	(3.3%)	(3.3%)
Low	15	(0.8%)	(0.8%)
Plant protection (phytopharmacy, pest resistance,...)(compulsory)			
	Number of requested records	% Requested records	% of total number records
High	1306	(73.7%)	(73.7%)
Medium	221	(12.5%)	(12.5%)
Low	25	(1.4%)	(1.4%)
Alternatives to chemical plant protection(compulsory)			
	Number of requested records	% Requested records	% of total number records
High	821	(46.3%)	(46.3%)
Medium	629	(35.5%)	(35.5%)

Low	102	(5.8%)	(5.8%)
Plant protection equipment (material, calibration,...)(compulsory)			
	Number of requested records	% Requested records	% of total number records
High	1316	(74.3%)	(74.3%)
Medium	205	(11.6%)	(11.6%)
Low	31	(1.7%)	(1.7%)
Q.3.2. How can better training of the professional users be guaranteed ?(compulsory)			
	Number of requested records	% Requested records	% of total number records
Compulsory participation with certification of participants	1260	(71.1%)	(71.1%)
Voluntary participation with certification of participants	112	(6.3%)	(6.3%)
Compulsory participation	106	(6%)	(6%)
Participation required if farmer participates in agri-environmental schemes	59	(3.3%)	(3.3%)
Voluntary participation	15	(0.8%)	(0.8%)
What could be the optimal frequency of training the professional users(compulsory)			
	Number of requested records	% Requested records	% of total number records
once every three years	911	(51.4%)	(51.4%)
once every year	275	(15.5%)	(15.5%)
once every two years	219	(12.4%)	(12.4%)
once every five years	97	(5.5%)	(5.5%)
once every ten years	34	(1.9%)	(1.9%)
more	16	(0.9%)	(0.9%)
Q.3.3. In your opinion, which actions should be covered by an awareness raising programme addressed to non professional users ?(compulsory)			
	Number of requested records	% Requested records	% of total number records
Labelling and packaging : clearer information for users	1414	(79.8%)	(79.8%)
Special requirements for distribution of plant protection products via certified vendors that would have an obligation to advise buyers	806	(45.5%)	(45.5%)
Information campaigns on general risks	693	(39.1%)	(39.1%)
More specific product orientated stewardship programmes	224	(12.6%)	(12.6%)

Compulsory control and standardisation of application equipment (sprayers)

Do you consider that technical control of sprayers in use should be implemented as proposed above ?(compulsory)			
	Number of requested records	% Requested records	% of total number records
 Yes	1462	(82.5%)	(82.5%)
 No	90	(5.1%)	(5.1%)
In parallel, Member States could be obliged to ensure that application equipment is certified before it is placed on the market in order to ensure that they respect the necessary criteria for safety of human health and the environment. One or more European standards (e.g. CEN 12761) could be developed as references for certification. Do you agree that new sprayers should be certified before they are placed on the market as proposed above?(compulsory)			
	Number of requested records	% Requested records	% of total number records
Yes	1454	(82.1%)	(82.1%)
Don't know	54	(3%)	(3%)
No	44	(2.5%)	(2.5%)

Specific measures on aerial spraying

In your opinion what minimum requirements should be covered by national regulations to ensure that aerial spraying is done carefully ?(compulsory)

	Number of requested records	% Requested records	% of total number records
Specific training and certification of pilots	1409	(79.5%)	(79.5%)
Specific authorisation criteria for plant protection products applicable by aerial spraying	812	(45.8%)	(45.8%)
Prior informed consent procedure managed by local authorities with systematic assessment of the risks associated with the aerial spraying of specific plots of land	786	(44.4%)	(44.4%)
Restrictive list of “priority crops” for which aerial spraying will be maintained	342	(19.3%)	(19.3%)

Areas of strongly reduced or zero PPP use

In your opinion do you consider that such restrictions would be required to ensure a higher level of protection for such vulnerable sections of the population or the environment ?(compulsory)

	Number of requested records	% Requested records	% of total number records
Yes	834	(47.1%)	(47.1%)
No	689	(38.9%)	(38.9%)
Don't know	29	(1.6%)	(1.6%)

In your opinion should such restrictions be lifted in emergency situations (to be determined) ?(compulsory)

	Number of requested records	% Requested records	% of total number records
Yes	799	(45.1%)	(45.1%)
No	663	(37.4%)	(37.4%)
Don't know	90	(5.1%)	(5.1%)

Collection of PPP packaging and unused (obsolete) products

Who should collect packaging and obsolete products? (compulsory)

	Number of requested records	% Requested records	% of total number records
A specific body (please specify):	944	(53.3%)	(53.3%)
The industry, in particular the holders of product authorisations, (in association with distributors)	873	(49.3%)	(49.3%)
Farmers	172	(9.7%)	(9.7%)
All other users	74	(4.2%)	(4.2%)

Any such scheme would have to be financed through contributions from producers and users. What kind of economic instruments could be proposed to avoid free-riders (i.e. producers or users not contributing)?(compulsory)

	Number of requested records	% Requested records	% of total number records
Other incentives (please specify):	612	(34.5%)	(34.5%)
Leave financing to industry and introduce a tax on packaging only when fixed quantitative objectives for the collection of packaging are not reached	581	(32.8%)	(32.8%)
Deposit scheme	195	(11%)	(11%)
Specific tax on pesticide packaging	164	(9.3%)	(9.3%)

Monitoring and reporting

In your opinion what is the most appropriate level to monitor and report about progress made in terms of risk reduction ? (compulsory)

	Number of requested records	% Requested records	% of total number records
Member State level	1176	(66.4%)	(66.4%)

Community level	516	(29.1%)	(29.1%)
Regional level	505	(28.5%)	(28.5%)

What could be the optimal frequency of reporting in order to ensure appropriate surveillance but limit the administrative burden?(compulsory)

	Number of requested records	% Requested records	% of total number records
once every year	651	(36.7%)	(36.7%)
once every five years	548	(30.9%)	(30.9%)
once every two years	175	(9.9%)	(9.9%)
once every three years	126	(7.1%)	(7.1%)
more	35	(2%)	(2%)
once every ten years	17	(1%)	(1%)

Compliance controls

In your opinion do you consider that control of the compliance with the legal requirements for use of pesticides: (compulsory)

	Number of requested records	% Requested records	% of total number records
is beneficial regarding the protection of human health and the environment, but current provisions are sufficient. Additional requirements would be too cumbersome and costly	640	(36.1%)	(36.1%)
is beneficial regarding the protection of human health and the environment and should be reinforced	578	(32.6%)	(32.6%)
is important to establish that farmers are eligible for direct support under the Common Agricultural Policy	305	(17.2%)	(17.2%)
is not very useful regarding the protection of human health and the environment. No further measures are necessary	29	(1.6%)	(1.6%)

Comparative assessment and substitution principle

In your opinion do you consider that the comparative assessment could(compulsory)

	Number of requested records	% Requested records	% of total number records
be applied at user level as far as this issue is clearly part of the training schemes	689	(38.9%)	(38.9%)
be applied at Community level for active substances included in a specific annex 1 called 'active ingredient candidates for substitution'	599	(33.8%)	(33.8%)
be facilitated by a differentiated taxation system of plant protection products	104	(5.9%)	(5.9%)
never be applied at Community level to decide on the inclusion of an active substance into annex 1 of Directive 91/414/EEC and only be applied at Member State and user level	87	(4.9%)	(4.9%)
not be applied at Community level to decide on the inclusion of an active substance into annex 1 of Directive 91/414/EEC, as long as the review programme of existing active substances is not completed	73	(4.1%)	(4.1%)

Integrated Pest Management

In your opinion do you consider that the IPM should(compulsory)

	Number of requested records	% Requested records	% of total number records
only be subject to general definition because crop specific definition as proposed in the context of Thematic Strategy will be difficult if not impossible to be realised	726	(41%)	(41%)
only be further defined and specified through the mechanisms as described above	545	(30.8%)	(30.8%)
be further integrated in separate Regulation defining the requirements similar to what the Community has already developed for the organic farming schemes with Regulation 2092/91	281	(15.9%)	(15.9%)

Taxation

Do you consider that taxation of plant protection products could be used to influence the behaviour of the users and encourage them to choose the least harmful products?(compulsory)

	Number of requested records	% Requested records	% of total number records
No	881	(49.7%)	(49.7%)
Yes	641	(36.2%)	(36.2%)
Don't know	30	(1.7%)	(1.7%)

If possible in the future, should taxation of plant protection products be used solely to finance the measures of the Thematic Strategy to be implemented?(compulsory)

	Number of requested records	% Requested records	% of total number records
No	936	(52.8%)	(52.8%)
Yes	534	(30.1%)	(30.1%)
Don't know	82	(4.6%)	(4.6%)

Privacy Statement

PRINT