



URBAN ENVIRONMENT GOOD PRACTICE & BENCHMARKING REPORT



European Green Capital Award 2015

EUROPEAN GREEN CAPITAL APPLICANT WORKSHOP

Sharing Good Practices Across Europe

DG Environment, Brussels,
30th August 2013

URBAN ENVIRONMENT GOOD PRACTICE & BENCHMARKING REPORT

- Overview of good environmental practices in 2015 applicant cities
- Showcase of novel and innovative initiatives
- Comparison of environmental parameters across applicant cities
- Benchmarking of environmental performance of applicant cities across indicators



WHY DO WE NEED THIS REPORT?

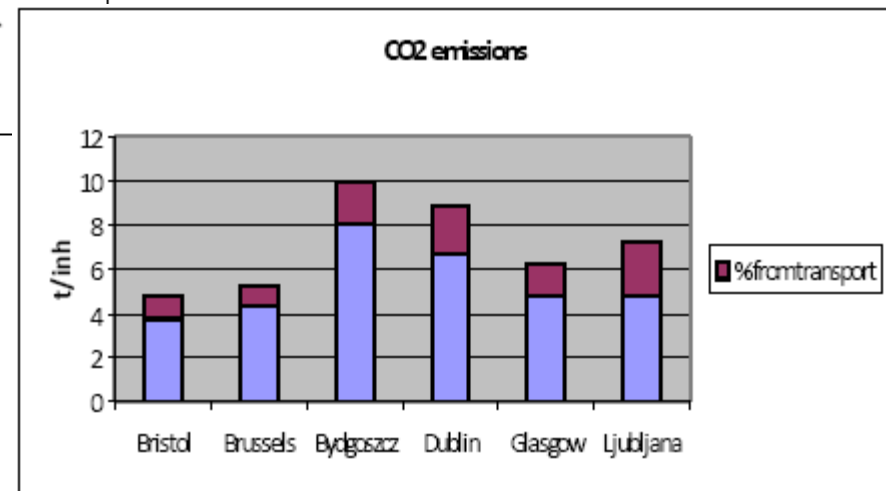
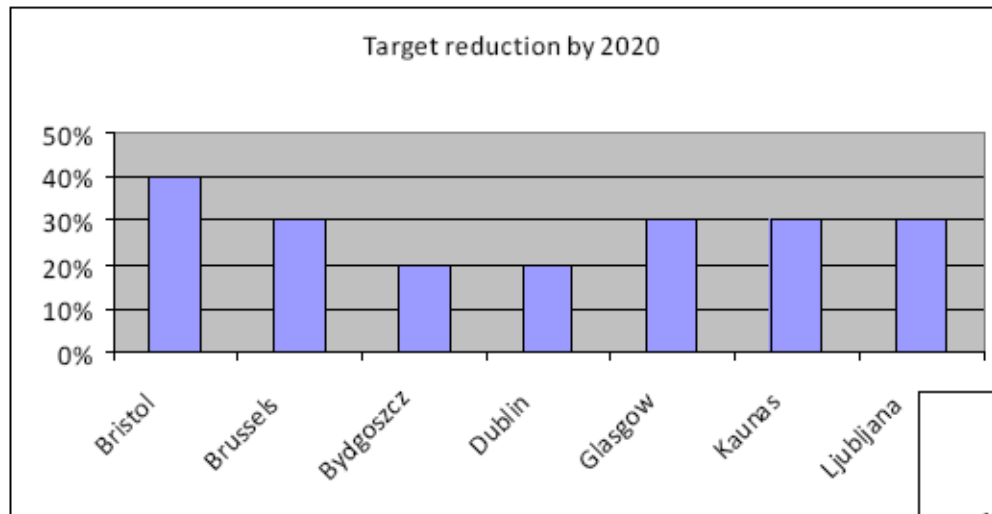
- Showcase “Environmental Good Practice” currently undertaken in the 2015 applicant cities
- Provide comparable quantitative data to applicant and other European cities
- Allow applicant cities to act as role models for their peers across Europe
- Inspire all cities to employ innovative Environmental Good Practices
- Inspire replication and growth of the European Green Capital network

HOW TO USE THIS REPORT?

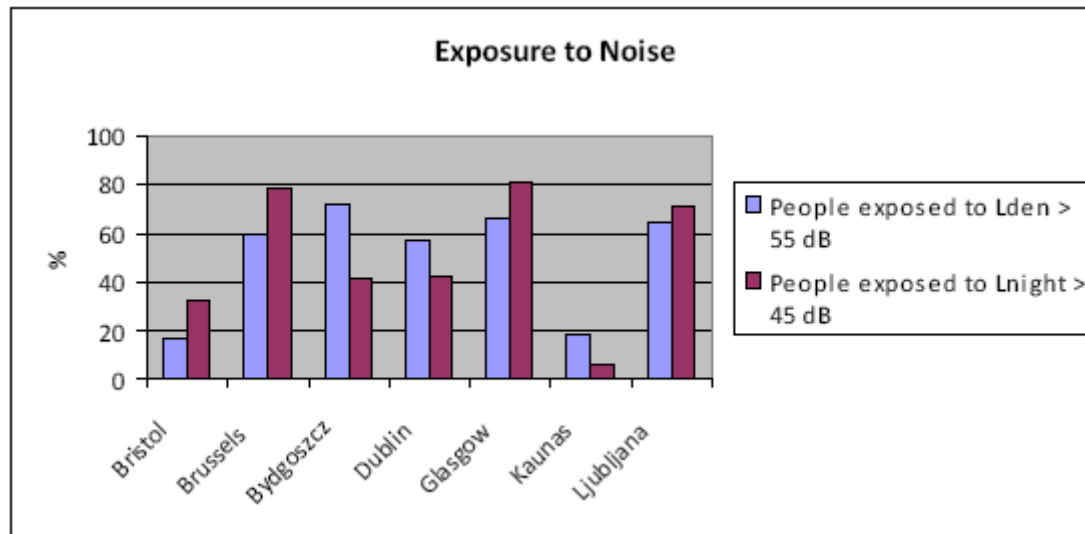
- Each Expert nominates 2 exemplary initiatives in their indicator area
- Environmental parameters, from the application form, are used to benchmark cities
- Useful comparison tool for cities of similar size, constraints etc.
- For more info on projects; contact the Secretariat or cities directly

BENCHMARKING AMONGST PEERS

- Good Practices can be seen in all our applicant cities
- Learn from each other



BENCHMARKING AMONGST PEERS



Kaunas public transport electronic payment method

LOCAL TRANSPORT
KAUNAS RANKED 6TH

- Pre-pay for journeys on buses and parking services
- Real-time electronic information display system at stops
- Increased travel options for disabled passengers
- Vehicle arrival time and location available online
- Cost efficient as city has an option to pay the public transport operators accurately for the mileage travelled.



GREEN URBAN AREAS INCORPORATING SUSTAINABLE LAND USE BRISTOL RANKED 1ST

Bristol – “West of England” Partnership

- Cooperation between several adjoining authorities
- Ensures strategic housing, transport and green infrastructure are coordinated.
- Growth focuses on existing centres and brownfield land
- Protects ‘established Green Belt’ land
- Limits urban sprawl.



GREEN URBAN AREAS INCORPORATING SUSTAINABLE LAND USE BRISTOL RANKED 1ST



Strategic Green Infrastructure Diagram (extract) for Bristol and neighboring municipalities

- Innovative approach to putting air quality data in the hands of citizens
- Data available on the Dublin City Council Open data Platform called “Dublinked”.
- Data available on Air Quality Monitoring from five air monitoring sites around Dublin City
- Show hourly results for the pollutants Sulphur Dioxide (SO₂), Nitrogen Dioxide (NO₂), Carbon Monoxide (CO) and Particulate Matter (PM_{2.5} & PM₁₀).



Datasets for Category: Environment

Description	Categories	Region	Agency
Air Pollution Monitoring Data Dublin City	Environment	Dublin City	Dublin City Council
Air Quality Monitoring Data Dublin City	Environment	Dublin City	Dublin City Council
Air Quality Monitoring Traffic Projects -Dublin Port Tunnel(DPT)	Environment	Dublin City	Dublin City Council
Ambient Sound Monitoring Network in Dublin City	Environment	Dublin City	Dublin City Council
Ambient Sound Monitoring Network in Dublin City	Environment	Dublin City	Dublin City Council
Applications to erect posters on public poles within the Dublin City Council boundaries	Environment	Dublin City	Dublin City Council
Bathing Water Quality	Environment	Fingal	Fingal County Council
Battery Recycling, Weights collected at Dublin City Bring Centres	Environment	Dublin City	Dublin City Council
Beaches with location	Amenities & Recreation, Environment	Fingal	Fingal County Council

QUALITY OF ACOUSTIC ENVIRONMENT LJUBLJANA RANKED 3RD

Figure 1: Life in the city centre before and after the introduction of ecological zone



Ljubljana – Ecological Zone

- City centre has been closed to motor vehicles since autumn 2007
- Designated zone is gradually being enlarged every year.
- 30 streets or an area of 79.671 m².
- Pedestrians and cyclists only space has increased by 550%.
- Two Kavalir electric vehicles are available to citizens and visitors free of charge.

QUALITY OF ACOUSTIC ENVIRONMENT LJUBLJANA RANKED 3RD

- Ecological zone extremely low noise values
- Pedestrians and cyclists the only source of noise
- Almost 6 dB(A) reduction in noise since the creation of the ecological zone

Location	2006 L_{Aeq}/L_{Cpeak} (dB)	2007 L_{Aeq}/L_{Cpeak} (dB)	2008 L_{Aeq}/L_{Cpeak} (dB)	2009 L_{Aeq}/L_{Cpeak} (dB)	2010 L_{Aeq}/L_{Cpeak} (dB)
Prešeren Square	61,0/92,5	74,5/98,9 (*)	55,9/99,1	54,9/90,8	54,9/91,8
National Theatre	70,5/101,1	69,7/102,3	68,8/101,8	54,6/83,1	54,8/84,2

(*) direct vicinity of building site, construction machinery due to the renovation

WASTE PRODUCTION AND MANAGEMENT GLASGOW RANKED 5TH

Glasgow's recycling and waste awareness initiatives

- Glasgow Recycles innovative socio-environment initiative
- Provides City centre recycling infrastructure and awareness raising campaigns
- Aims to tackle 'away from home' waste and increase recycling rates
- First such project in the UK.
- In 2010, 20 split compartment bins installed in the City's main civic square
- In 2012, 180 stand alone 'recycle on the go' bins which are located within the city centre (100) and major parks (80)



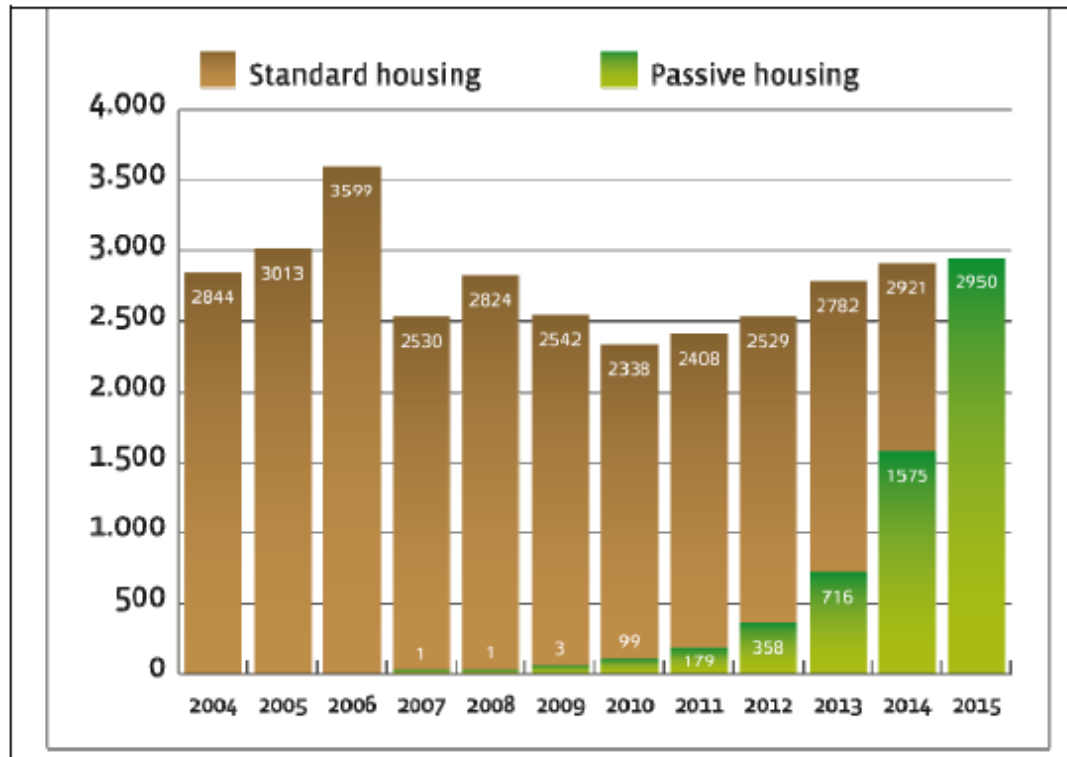
ENVIRONMENTAL MANAGEMENT OF THE MUNICIPALITY BRUSSELS RANKED 1ST

Brussels' Exemplary Buildings

- Encourage construction or renovation of buildings that qualify for a very high energy efficiency rating.
- Beginning in 2007, 68 of the 156 projects selected were commissioned by public authorities
- Average reduction in energy consumption of 70% - 85%.




ENVIRONMENTAL MANAGEMENT OF THE MUNICIPALITY BRUSSELS RANKED 1ST



- Since 2010, all new public building developments must meet the passive standard
- Renovation works must also satisfy the standard.

ENVIRONMENTAL MANAGEMENT OF THE MUNICIPALITY BRUSSELS RANKED 1ST

- Leading by example, the Region has started to move its Brussels Environment Administration to a building with a surface area of 19,000m², which will be the largest passive office block in Belgium





URBAN ENVIRONMENT GOOD PRACTICE & BENCHMARKING REPORT



European Green Capital Award 2015

EUROPEAN GREEN CAPITAL APPLICANT WORKSHOP

Sharing Good Practices Across Europe

DG Environment, Brussels,
30th August 2013