



Co-funded by the Eco-innovation
Initiative of the European Union

First overview of the Call 2013 CIP Eco-Innovation

First application and market replication projects

EACI

Unit 3: Eco-Innovation - Market Replication

November 2013

Summary

By the deadline of the Call 2013, 461 proposals had been submitted, which constitutes a sharp increase – about 62% - compared to the 284 proposals submitted to the Call 2012. In total 1518 participants¹ from 37² countries took part in the proposals. Green Business and Recycling are the two sectors that attracted the most proposals. The total funding request is roughly EUR 309 million³. Around 64% of the participants taking part in proposals are SMEs as in previous calls and 93% of the projects involve SME. Approximately half of the proposals (51%) involve participants from different countries and 78% have more than one partner.

1. Geographical distribution

The submitted proposals comprise 1518 participants from 37 countries (see figure 1): Spain (455 participants) and Italy (387) have the largest number of participants, followed by the Netherlands (96), France (85) and the United Kingdom (80). No proposals were received from Liechtenstein.

Around 49% of the proposals originated from one country, while 51% are submitted by multinational consortia. In total 79% of the proposed projects were submitted by a consortium, composed of participants from one (35%) or several countries (65%). The average number of participants in the submitted proposals is three, with a maximum number of 11 members per consortium.

¹ In this document, participant means coordinator or partner of a proposal, and number of proposals equal to number of coordinators.

² In total there are 37 eligible countries: EU28, Norway, Iceland, Liechtenstein, Former Yugoslav Republic of Macedonia (FYROM), Montenegro, Israel, Turkey, Serbia and Albania. One proposal has been submitted from Azerbaijan.

³ To avoid an excessive distortion of the budgetary estimations the following proposals were not accounted: sixteen proposals with no EU funding requested, one proposal that requested more than 50% for the project and one proposal with an unreasonably high EU funding request.



Regarding the duration of the proposed projects, about 43% of the proposals have a life span of 36 months (the maximum project length allowed under the Eco-Innovation programme), while around 57% of the proposed projects are shorter projects, mainly with duration of 30 months and 24 months.

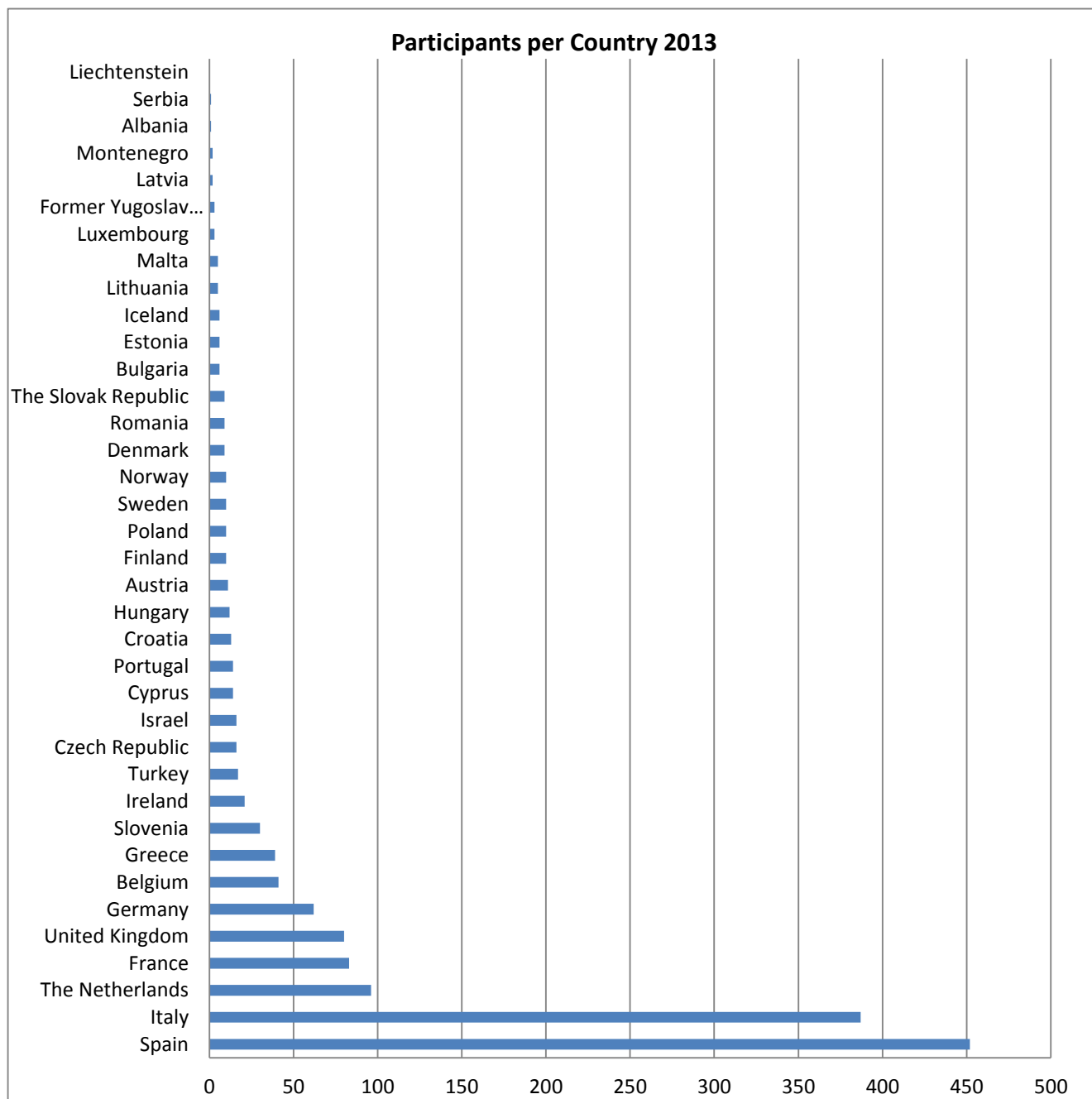


Figure 1 Countries involved in Call 2013 proposals

2. Sector aspects

According to the aim of the Eco-innovation initiative, the 461 submitted proposals in the Call 2013 were arranged into five sectors:



First overview of the Call 2013 CIP Eco-Innovation

- Buildings
- Food and Drink
- Green Business
- Recycling
- Water

Green Business (28%) and Recycling (20%) are the sectors that received the highest numbers of proposals, followed by Water, Buildings, Food and Drink and "Others" – collecting proposals from different sectors. The priority area "Water" that was introduced in 2011 increased from 14% last year to 16% in 2013. Within the sector of Green Business, 4% of the proposals were classified as Clean Production (see figure 2).

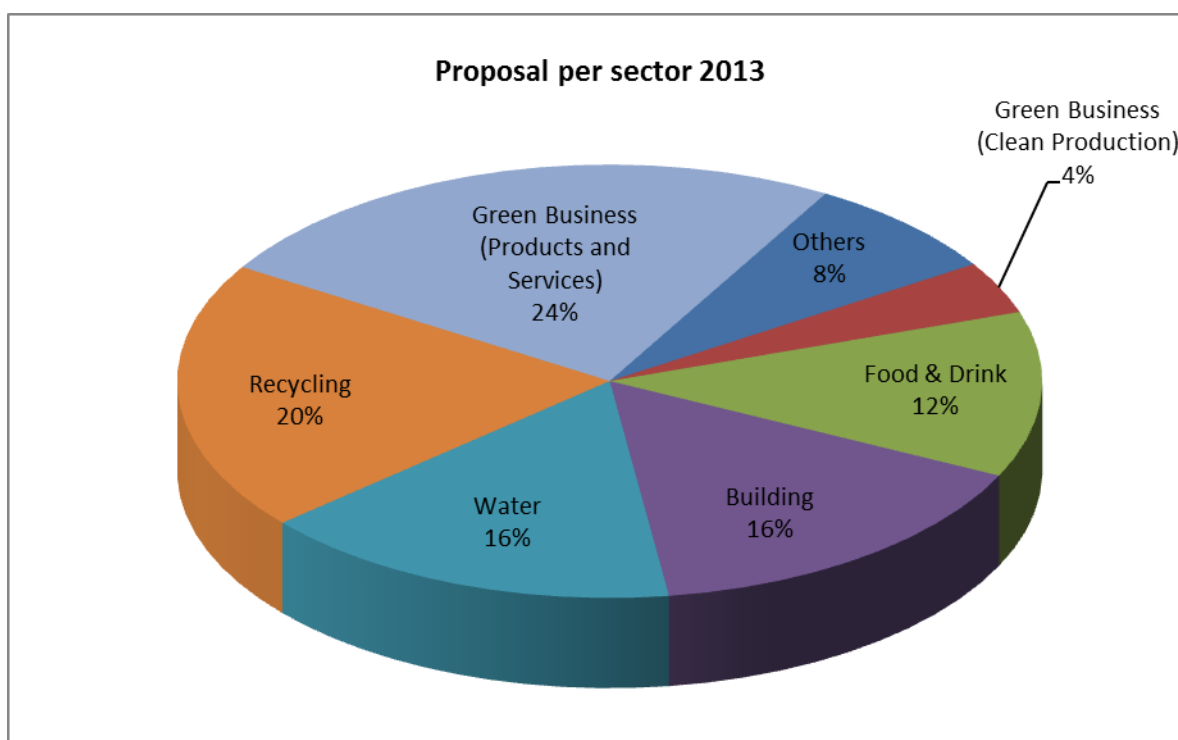


Figure 2 Proposals per sector in Call 2013

3. Characteristics of the participants

The participants represent different parts of society and many different fields such as chemistry, textile, construction, new products, materials, technology providers, consulting, industry design and production, environment, waste and water management. Around 80% are private sector and 19% are Universities and Research Institutes. The other 1% comprises regulatory bodies and public authorities. Furthermore, most of the participants are from industry (38%) and suppliers of technology and products (21%), see figure 3. These figures are largely comparable to the previous Calls.

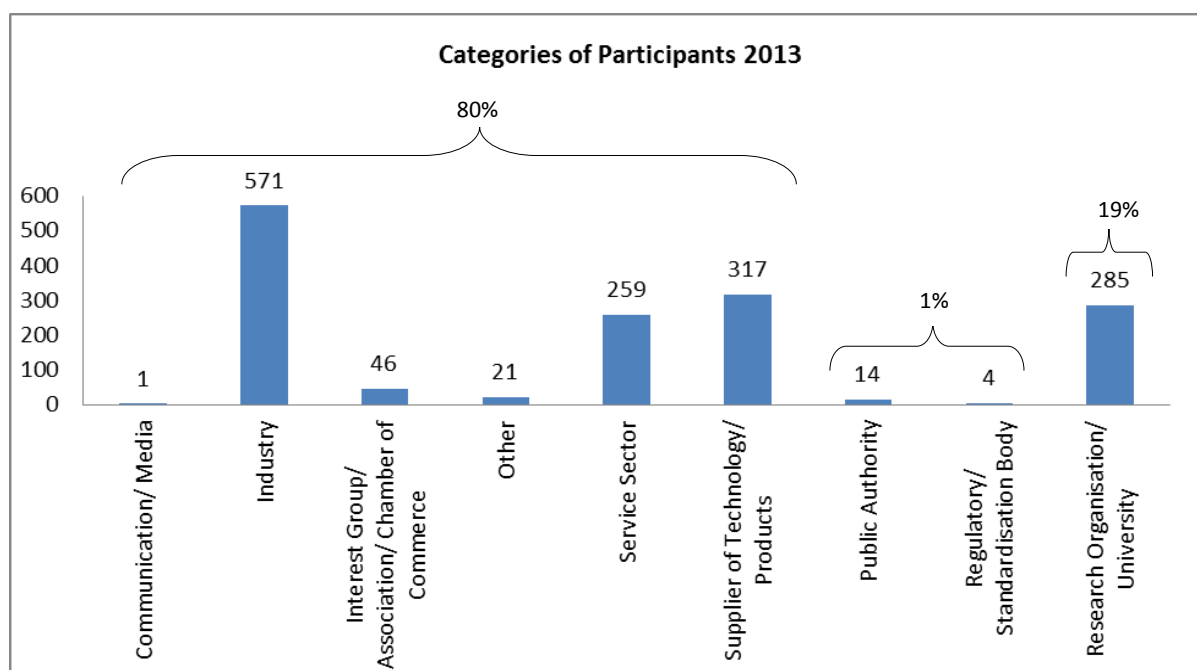


Figure 3 Categories of the participants in Call 2013

4. The Call 2013 compared to the previous calls

This last Call has the highest number of proposals ever, with 62% more proposals than in the 3 years before. Correspondingly, the total requested EC funding has increased from 196M€ in 2012 to roughly 309M€ in 2013, an increase of 58%. The large number of SMEs is continuous throughout the calls (around 64% of the participants).

	Call 2008	Call 2009	Call 2010	Call 2011	Call 2012	Call 2013
Number of proposals	134	202	287	279	284	461
Number of participants	444	614	895	860	916	1518
Requested funding³ (M€)	110	150	264	199	196	309
Average requested funding (k€)	830	770	921	712	690	695
SME (%)	74	70	66	67	67	64

Table 1 Comparison of the Call 2008, 2009, 2010, 2011, 2012 and 2013

5. Next steps

The evaluation of the proposals is currently ongoing and will continue until February 2014. This will result in a decision on which projects will receive funding. Thereafter, the selected projects will be negotiated from March to August 2014, with the first projects starting in May 2014.