

REACH Workshop Pre-Registration in Practice

Helena Huttunen
ECHA Guidance & Helpdesks
Brussels, 14 April 2008

Steps for Pre-Registration for Phase-in Substances



Examples of Actions for Phase-in Substances



1. Know REACH regulation
2. Know company and its roles
3. Know substances
4. Know suppliers and recipients

Examples of Actions for Phase-in Substances



- 1. Pre-registration strategy
- 2. Phase-in substance inventories per legal entity
- 3. Identified uses
- 4. IT tools and databases
- 5. Available data

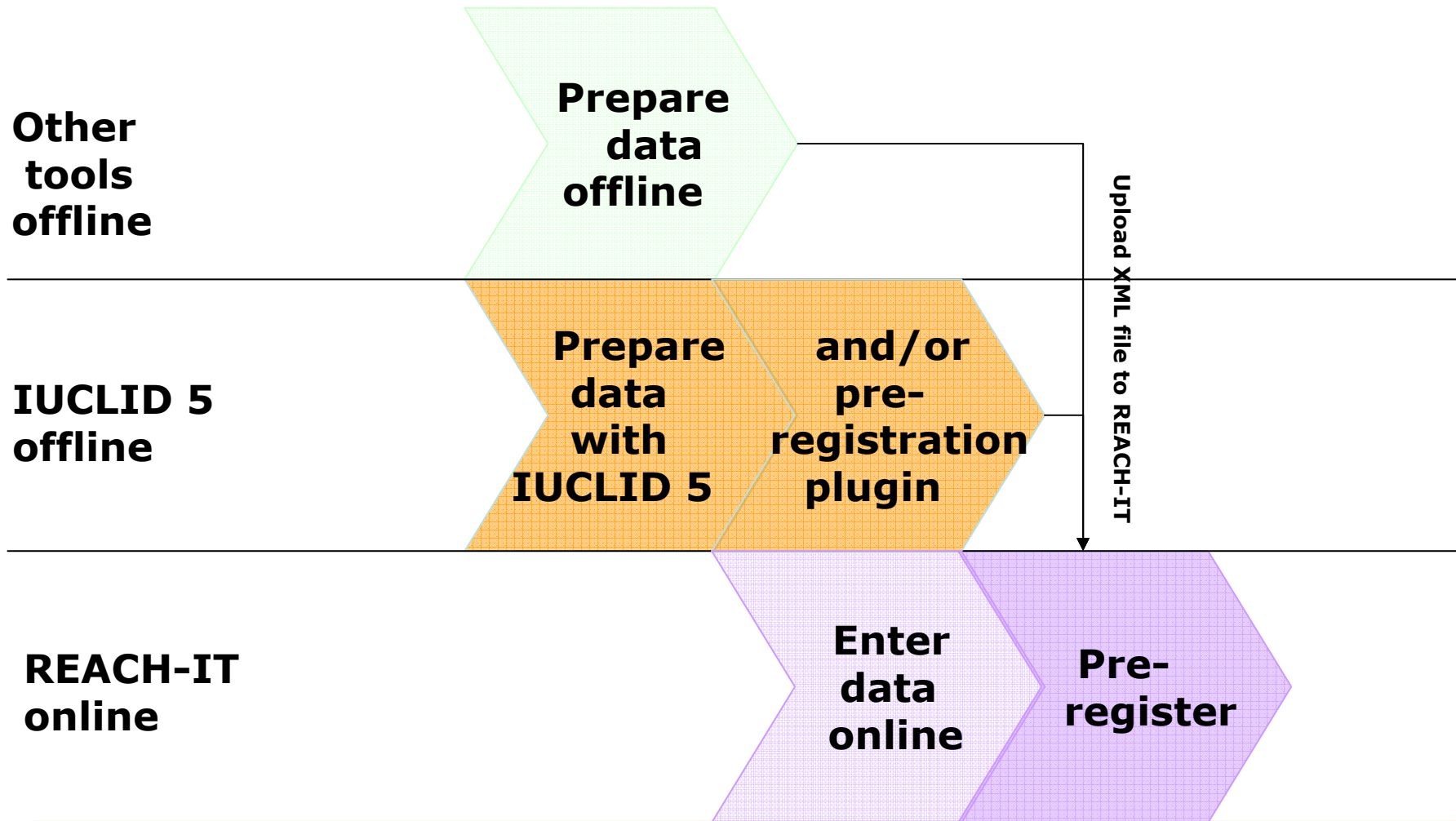
Pre-registration Data Requirements



REACH:

- 1. Substance identity: EC-#, CAS-#, names**
- 2. Contact person of the registrant (company and 3rd party if needed)**
- 3. Envisaged deadline for the registration and the tonnage band**
- 4. Similar substances**

Options to Pre-Register



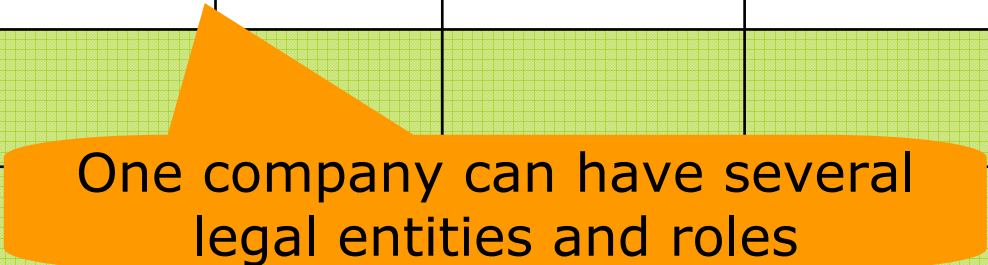
Steps for Preparing Data with IUCLID 5 and Pre-Registration Plugin



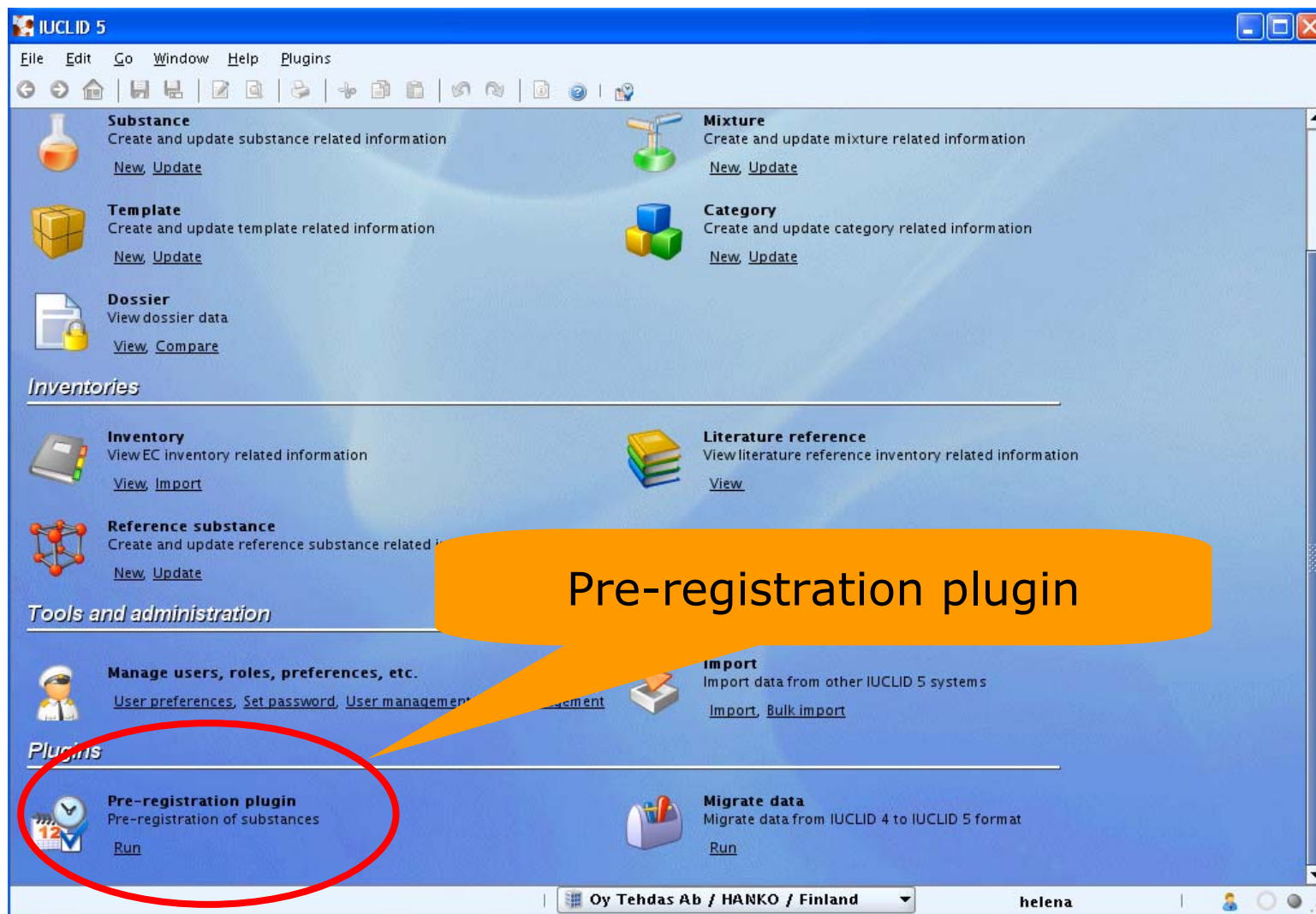
1. Optional: create substances in IUCLID 5 database for each legal entity (recommended for saving the data for later uses)
2. Create a pre-registration list in plugin tool
3. Add/create substances to the pre-registration list
4. Validate your data
5. Export the bulk/single xml files (per legal entity)
6. Upload the pre-registration XML files to REACH-IT (per legal entity)

Example of Substance Inventory

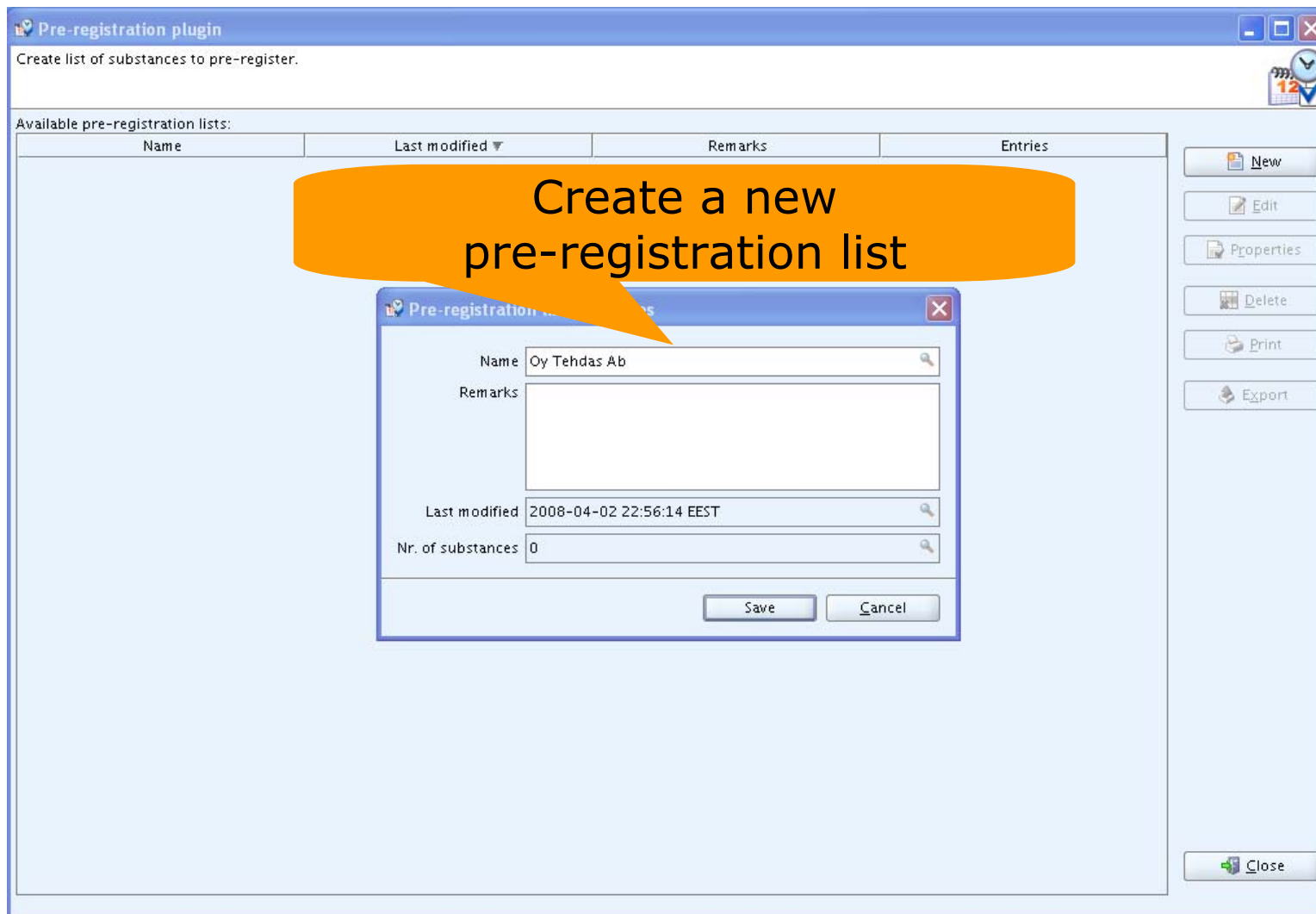


Legal Entity	Role	Substance (EC, CAS, name)	Envisaged Deadline and Tonnage Band	Contact	Similar Substances for Read- Across Purpose
 <p>One company can have several legal entities and roles</p>					

Example: Pre-Registration Plugin



Example:Pre-Registration Plugin



Pre-registration plugin

Create list of substances to pre-register.

Available pre-registration lists:

Name	Last modified ▼	Remarks	Entries
------	-----------------	---------	---------

Create a new pre-registration list

Pre-registration lists

Name: Oy Tehdas Ab

Remarks:

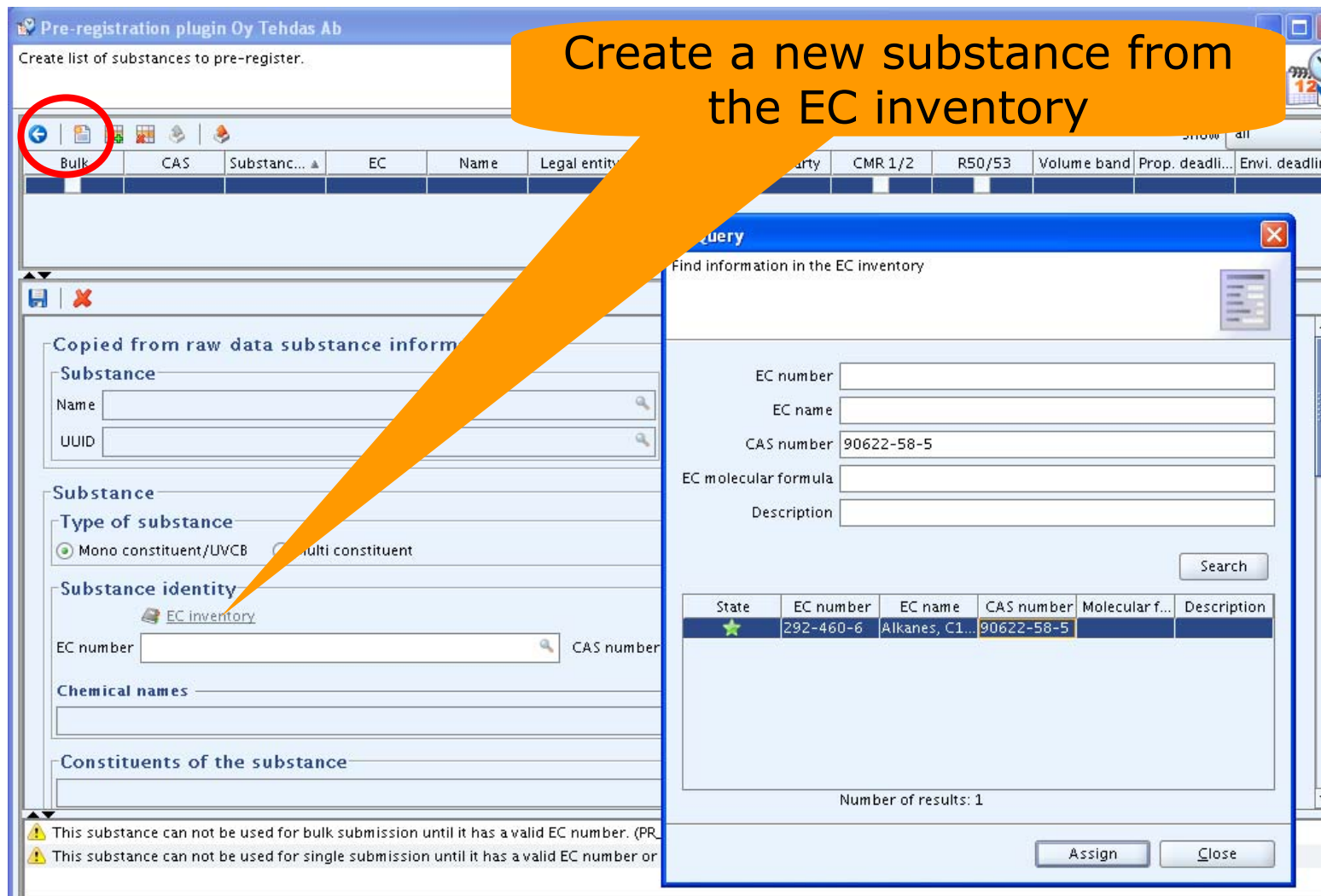
Last modified: 2008-04-02 22:56:14 EEST

Nr. of substances: 0

Buttons: New, Edit, Properties, Delete, Print, Export, Save, Cancel, Close

Example: Pre-Registration Plugin

Create a new substance from the EC inventory



The screenshot shows the 'Pre-registration plugin' window with a table of substances. A red circle highlights the 'Bulk' button in the toolbar. An orange callout bubble points to the 'EC inventory' link in the 'Substance identity' section of the main form. A 'Query' dialog box is open, showing search criteria and a table of results.

Find information in the EC inventory

EC number:
EC name:
CAS number: 90622-58-5
EC molecular formula:
Description:

Search

State	EC number	EC name	CAS number	Molecular f...	Description
★	292-460-6	Alkanes, C1...	90622-58-5		

Number of results: 1

Assign Close

⚠ This substance can not be used for bulk submission until it has a valid EC number. (PR...
⚠ This substance can not be used for single submission until it has a valid EC number or

Example: Pre-Registration Plugin

Pre-registration plugin Oy Tehdas Ab

Create list of substances to pre-register.

Bulk	CAS	Substanc...	EC	Name	Legal entity	Contact per...	Third party	CMR 1/2	R50/53	Volume band	Prop. deadli...	Envi. deadline
<input checked="" type="checkbox"/>	90622-58-5		292-460-6	Alkanes, C1...				<input type="checkbox"/>	<input type="checkbox"/>	1000+	2010-11-30	2010-11-30

Phone

Mobile

Fill in tonnage and deadline

Third party representation

UUID Legal entity name

Tonnage

Volume band

Envisaged deadline for registration

Proposed deadline

Envisaged deadline

Classification elements

R50/53

CMR 1/2

Remarks

Information

Enable messages

Example: Pre-registration Plugin

Pre-registration plugin Kemtrade b.v.
Create list of substances to pre-register.

Bulk	CAS	Substanc...	EC	Name	Legal entity	Contact per...	Third party	CMR 1/2	R50/53	Volume band	Prop. deadli...	Envi. deadline
	7782-63-0			Iron(II)sulp...		Haas	IUC5-08ce9...			10-100	2018-05-31	2013-05-31

Country:

Phone: +31181123455

Mobile:

Fax:

E-mail: frank.haas@kemtrade.com

Remarks:

Third party representative

UUID: IUC5-08ce9c76-6cfc-49a7-9d42-5bdd7ff87f37 Legal entity name:

Tonnage
Volume band: 10-100 tonnes/year

Envisaged deadline for registration
Proposed deadline: 2018-05-31
Envisaged deadline: 2018-05-31

Classification elements
 R50/53
 CMR 1/2

Remarks
This substance will be used only as a transported intermediate.

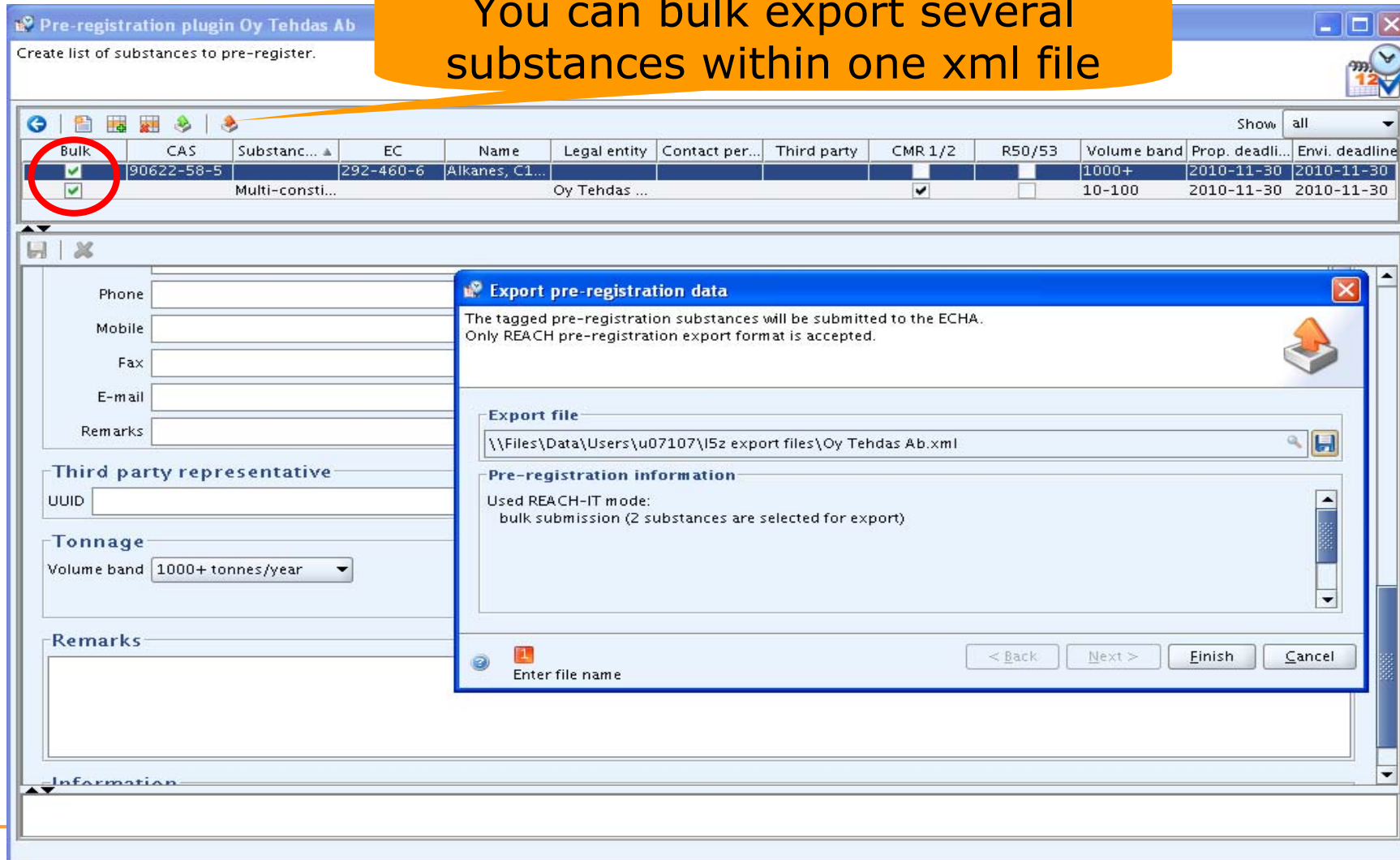
⚠ This substance can not be used for bulk submission until it has a valid EC number. (PR_Substance.mainSubDef.mainsubstance)

⚠ This substance can not be used for bulk submission until it has a valid EC number. (PR_Substance.readAcrossSubDefs[0].mainsubstance)

Paste the UUID of 3rd Party Representative (identical with REACH-IT)

Example: Bulk Export from Pre-Registration Plugin

You can bulk export several substances within one xml file



The screenshot shows the 'Pre-registration plugin Oy Tehdas Ab' window. At the top, it says 'Create list of substances to pre-register.' Below this is a table with columns: Bulk, CAS, Substanc..., EC, Name, Legal entity, Contact per..., Third party, CMR 1/2, R50/53, Volume band, Prop. deadli..., and Enwi. deadline. The first row is highlighted, and the 'Bulk' checkbox is checked and circled in red. Below the table are fields for Phone, Mobile, Fax, E-mail, and Remarks. There are also sections for 'Third party representative' (UUID) and 'Tonnage' (Volume band: 1000+ tonnes/year). An 'Export pre-registration data' dialog box is open, showing the export file path: '\\Files\Data\Users\u07107\I5z export files\Oy Tehdas Ab.xml'. The dialog also shows 'Pre-registration information' indicating 'Used REACH-IT mode: bulk submission (2 substances are selected for export)'. At the bottom of the dialog are buttons for '< Back', 'Next >', 'Finish', and 'Cancel'.

Bulk	CAS	Substanc...	EC	Name	Legal entity	Contact per...	Third party	CMR 1/2	R50/53	Volume band	Prop. deadli...	Enwi. deadline
<input checked="" type="checkbox"/>	90622-58-5	Multi-consti...	292-460-6	Alkanes, C1...	Oy Tehdas ...			<input checked="" type="checkbox"/>	<input type="checkbox"/>	1000+	2010-11-30	2010-11-30
<input checked="" type="checkbox"/>										10-100	2010-11-30	2010-11-30

Recommendations for IUCLID 5



- Pre-registrations must be submitted per legal entity
- A legal entity can identify a 3rd party representative by typing its UUID (should be equal to REACH-IT)
- Bulk pre-registration of several phase-in substances as one XML file requires EC-#s. Special cases without EC-# can be exported as single XML files from IUCLID or encoded directly online via REACH-IT.
- Contact information can be entered in REACH-IT or in IUCLID 5
- More detailed user guidance is available on <http://echa.europa.eu/iuclid>

Steps for Pre-Registering with REACH-IT



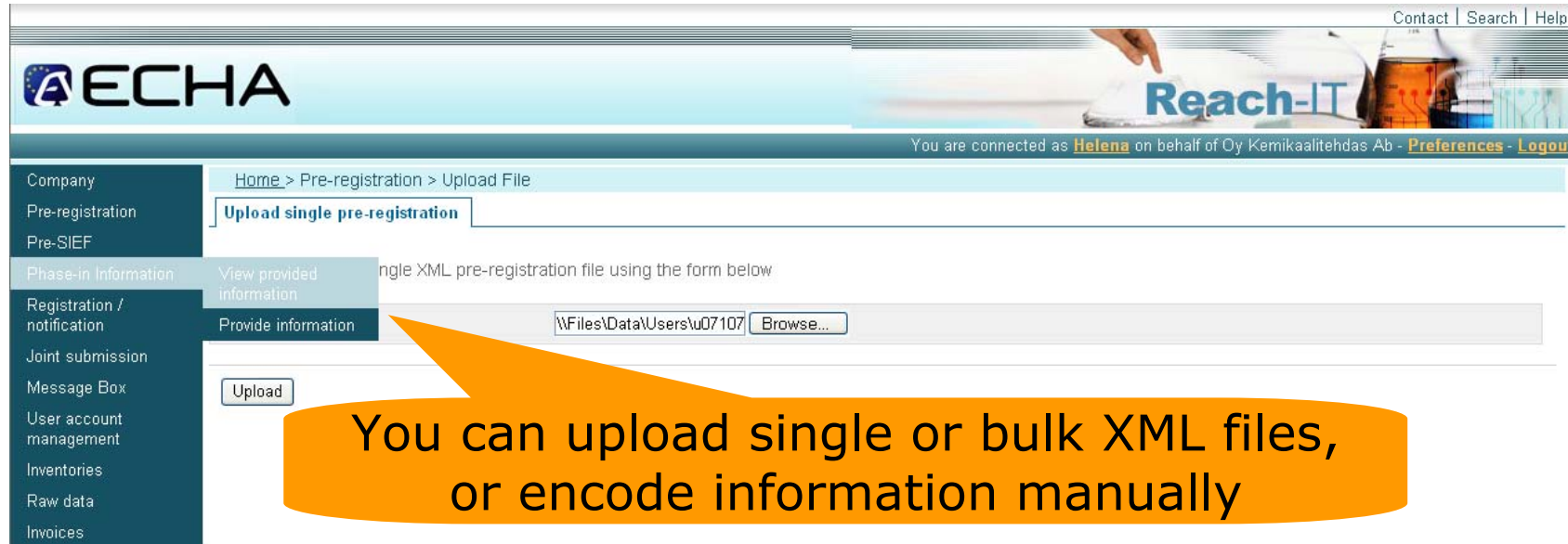
1. Create a company in sign-up
 - Create a REACH-IT account for your **legal entity** (login & password)
 - Import or enter company information
 - Enter billing information
 - Add contact persons
 - Check the information you have entered and validate it

2. Add data and submit pre-registration
 - Encode or upload pre-registration data
 - Validate and submit
 - System generates the pre-registration number (e.g. 05-1234567-12-0000)

3. PRE-SIEF formation
 - Shows pre-registrants of the same substance

4. Publication of list of pre-registered substances

Example: Upload of XML file to REACH-IT



Contact | Search | Help

ECHA

You are connected as **Helena** on behalf of Oy Kemikaalitehdas Ab - [Preferences](#) - [Logout](#)

Home > Pre-registration > Upload File

Upload single pre-registration

View provided information
Provide information

Single XML pre-registration file using the form below

**You can upload single or bulk XML files,
or encode information manually**

Recommendations for REACH-IT



- Fill in company contact information (at least) here
- Import/create 3rd Party Representative UUIDs first here (for reference to IUCLID 5 users)
- Phase-in substances without EC-# need to be single imported/encoded online in REACH-IT
- Bulk submissions will have one submission # per batch but one pre-registration # per substance
- Any other data than company and substance identity can be edited later (also in pre-SIEF)
- A pre-registration can be de-activated later
- In case of uncertain substance identity, a conservative pre-registration strategy is recommended (esp. multi-constituent substances)

List of Pre-Registered Substances



- Will be published by ECHA by 1.1.2009
- Data holders join in and start indicating their available data
- They cannot see the participants in the pre-SIEF, but can be contacted by the participants

Options to Pre-Register

