



How to access SFC2007?

Before you start, check that...

You have access to the SFC2007 application (you have received your log-in details for SFC2007 from sfc2007-info@ec.europa.eu).

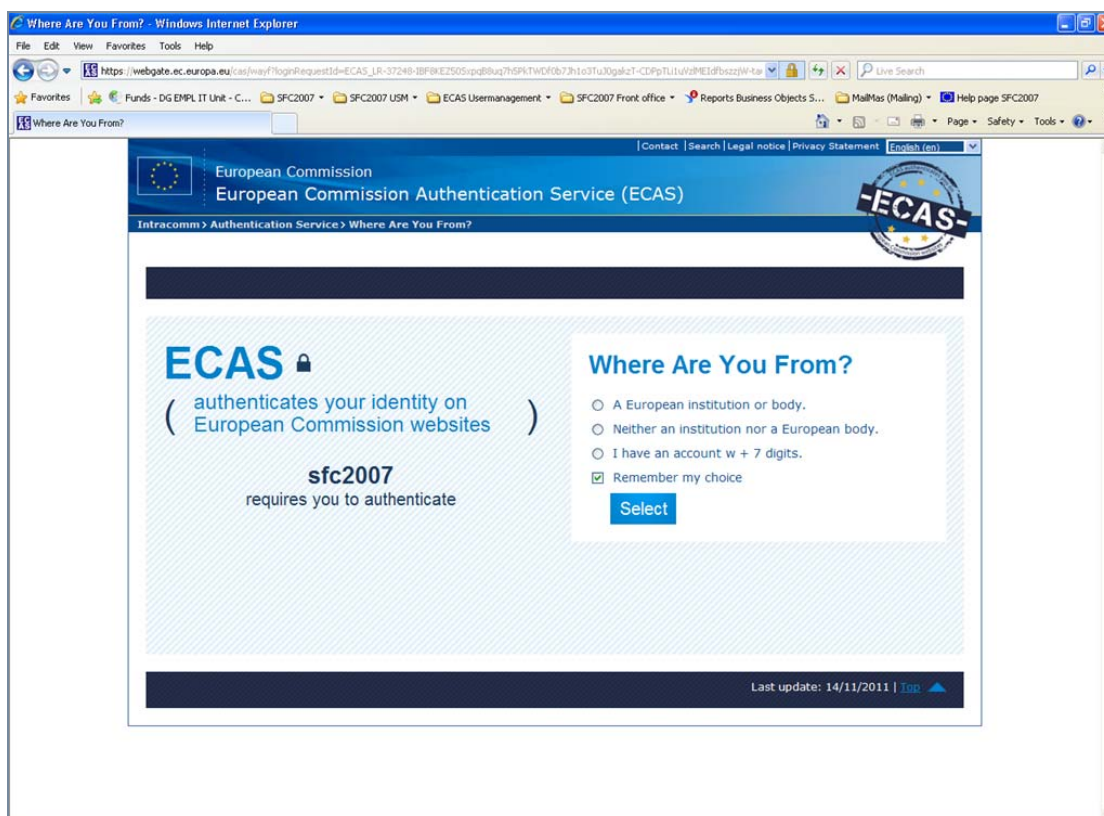
1. Use the following URL:

PRODUCTION: <https://webgate.ec.europa.eu/sfc2007/frontoffice>

TRAINING: <https://webgate.training.ec.europa.eu/sfc2007/frontoffice>

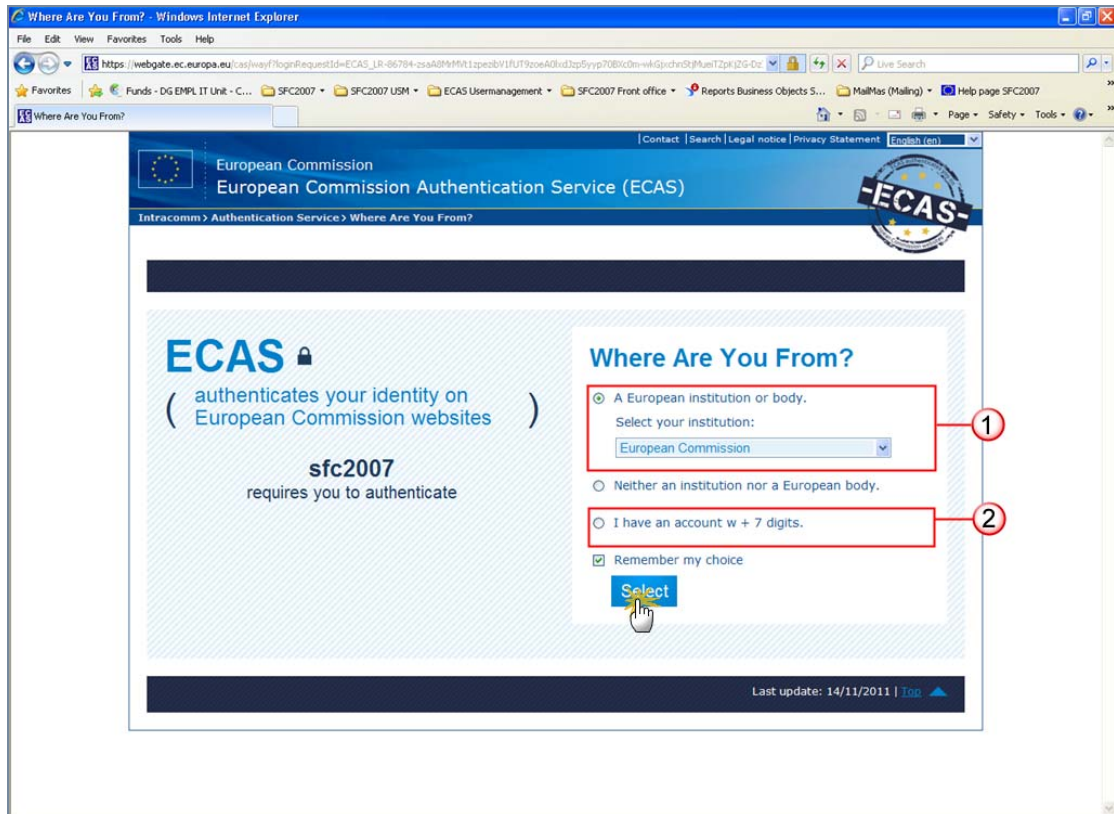
ACCEPTANCE: <https://webgate.acceptance.ec.europa.eu/sfc2007/frontoffice>

The login window appears¹:

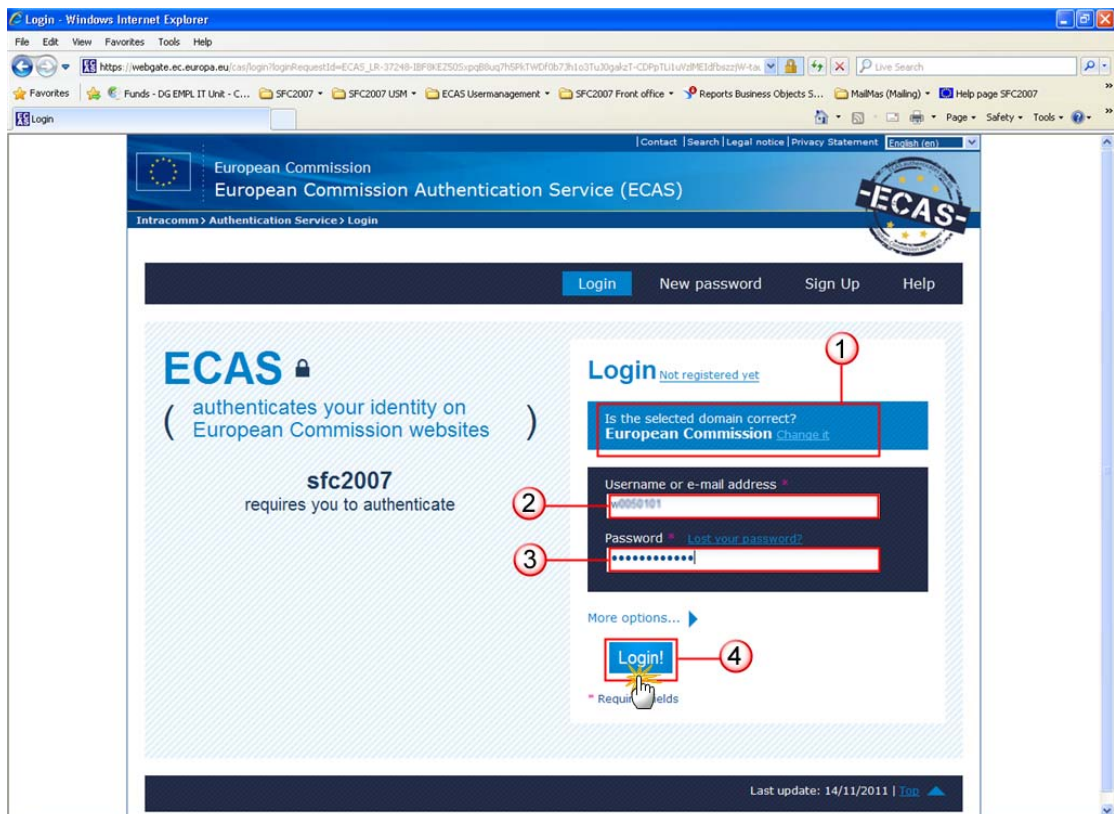


- You can select the 1st option "I WORK FOR A EUROPEAN INSTITUTION" and then "EUROPEAN COMMISSION" from the drop down list (1) **OR** you can select the 3rd option "I HAVE AN ACCOUNT W + 7 DIGITS" (2). Click on the button **SELECT**.

¹ The SFC2007 application uses the European Commission Authentication Service ECAS for login to the application.
Disclaimer: The information contained herein is for guidance only and is a description on how to use the SFC2007 application. There can be no guarantees as to the accuracy of the descriptions due to the evolving nature of the computer system. In no way does this information replace the regulations or could be considered as a legal interpretation of the Commission services.



3. Ensure that the DOMAIN is European Commission (1). If the domain is not correct you can change it here by clicking on the link [Change it](#).



Disclaimer: The information contained herein is for guidance only and is a description on how to use the SFC2007 application. There can be no guarantees as to the accuracy of the descriptions due to the evolving nature of the computer system. In no way does this information replace the regulations or could be considered as a legal interpretation of the Commission services.

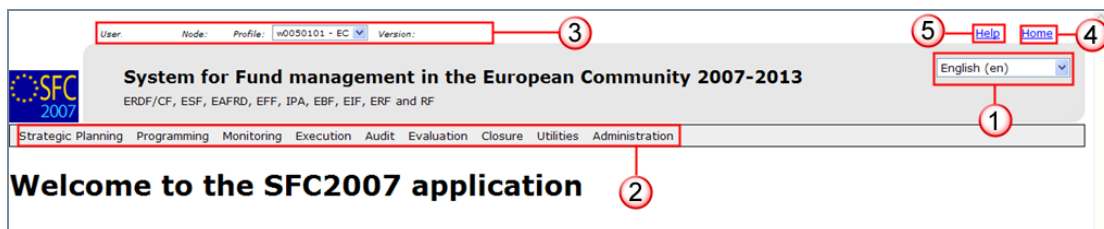
Version 2.0 - Last revised: 15/11/2011

For more information on this document please contact sfc2007-info@ec.europa.eu

4. Enter your Username (2).
5. Enter your password in the password field (3).
6. Click on **LOGIN** button to be directed to the SFC2007 application (4).

You are redirected to the SFC2007 homepage.

The main window appears:



- You can select your **LANGUAGE** using the drop down menu (1)
- The main SFC2007 **MENUS** (2) redirect you to the specified section.
- You are identified inside the application by your **USERNAME** and your **NODE** (3). Your **PROFILE** name and the **VERSION** of the application also appear here.
- Clicking on **HOME** (4) will redirect you to this homepage from everywhere you are in the application.
- The **HELP** link (5) directs you to the SFC2007 Help page (manuals, e-learning, quick guides...).

REMARK	Depending on your user profile, you will have access to specific submenus and functionalities
---------------	---

Disclaimer: The information contained herein is for guidance only and is a description on how to use the SFC2007 application. There can be no guarantees as to the accuracy of the descriptions due to the evolving nature of the computer system. In no way does this information replace the regulations or could be considered as a legal interpretation of the Commission services.

Version 2.0 - Last revised: 15/11/2011

For more information on this document please contact sfc2007-info@ec.europa.eu