



EUROPEAN COMMISSION

# GREEN PAPER ON PENSION Statistics



## All GPOP responses

Business organisation	65	4,3%
Individual <sup>1</sup>	1234	82,1%
Member State	7	0,5%
Non-governmental organisation <sup>2</sup>	58	3,9%
Other organisation <sup>2</sup>	65	4,3%
Other public authority	9	0,6%
Social partner organisation <sup>2</sup>	65	4,3%
<b>TOTAL</b>	<b>1503</b>	

Written responses <sup>3</sup>	171	10,2%
<b>TOTAL</b>	<b>1674</b>	

### Notes

#### General comment on statistics:

All the statistics are based on the online responses as given by those completing the questionnaire. Where self-descriptions appear to have been chosen in error we do not correct the statistics, but simply record the possible discrepancy and the impact on the figures in the notes.

1) Individual responses include 1008 responses as part of a campaign from some UK State pensioners relating to a single specific issue namely the uprating of such pensions for those living abroad. Although the responses vary they largely relate only to general comments or question (1) on adequacy.

2) Some of these classifications also seem to relate in fact to individual responses from those taking part in the campaign about UK State pension uprating (many are members of a pensioner organisation, hence the possible confusion in classifying the nature of the response). This has not however made a significant difference to the figures (NGO would be -11, Other organisations would be -22 and Social Partner Organisations by -3. Individual responses would be boosted by +36).

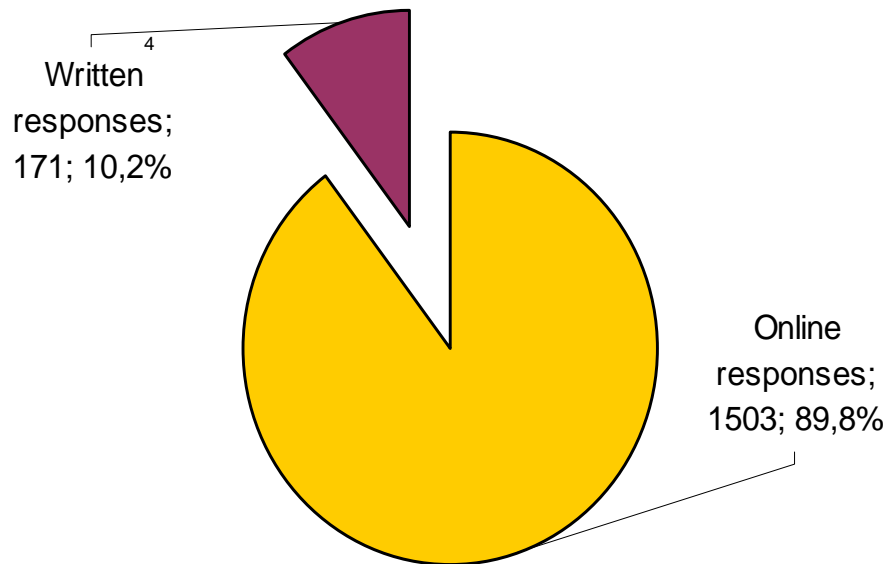
3) - Figure does not include duplicates of online responses. Where extra information was sent in written form in addition to an online response this will of course be considered, but it was not counted as a separate response or recorded in the written response figures.

- The written responses include 14 Member States responses, plus responses from Business organisations, Individuals, Non-governmental organisations, Social partner organisations, Other public authorities and Other organisations.

- This figure includes a petition counting as one response representing 4131 people plus 81 email responses sent with the petition but making other points which have therefore been treated as individual responses.



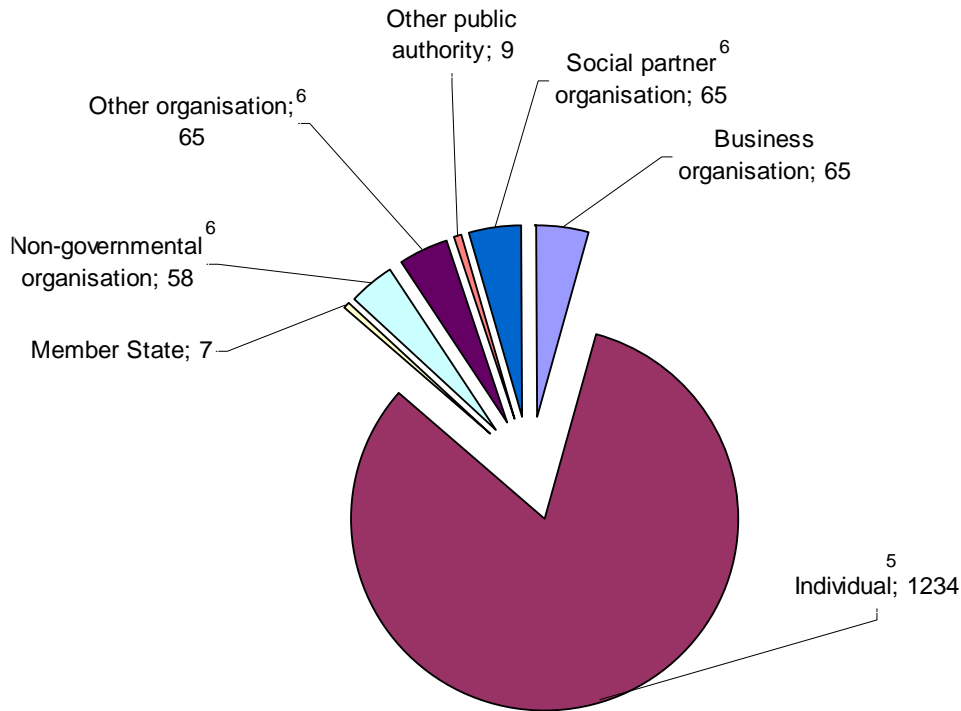
## All the responses (including written)



### Notes

4) Does not include duplicates of online responses. This figure includes a petition counting as one response representing 4131 people plus 81 email responses sent with the petition but making other points which have therefore been treated as individual responses.

# All the Online Responses (excluding written)



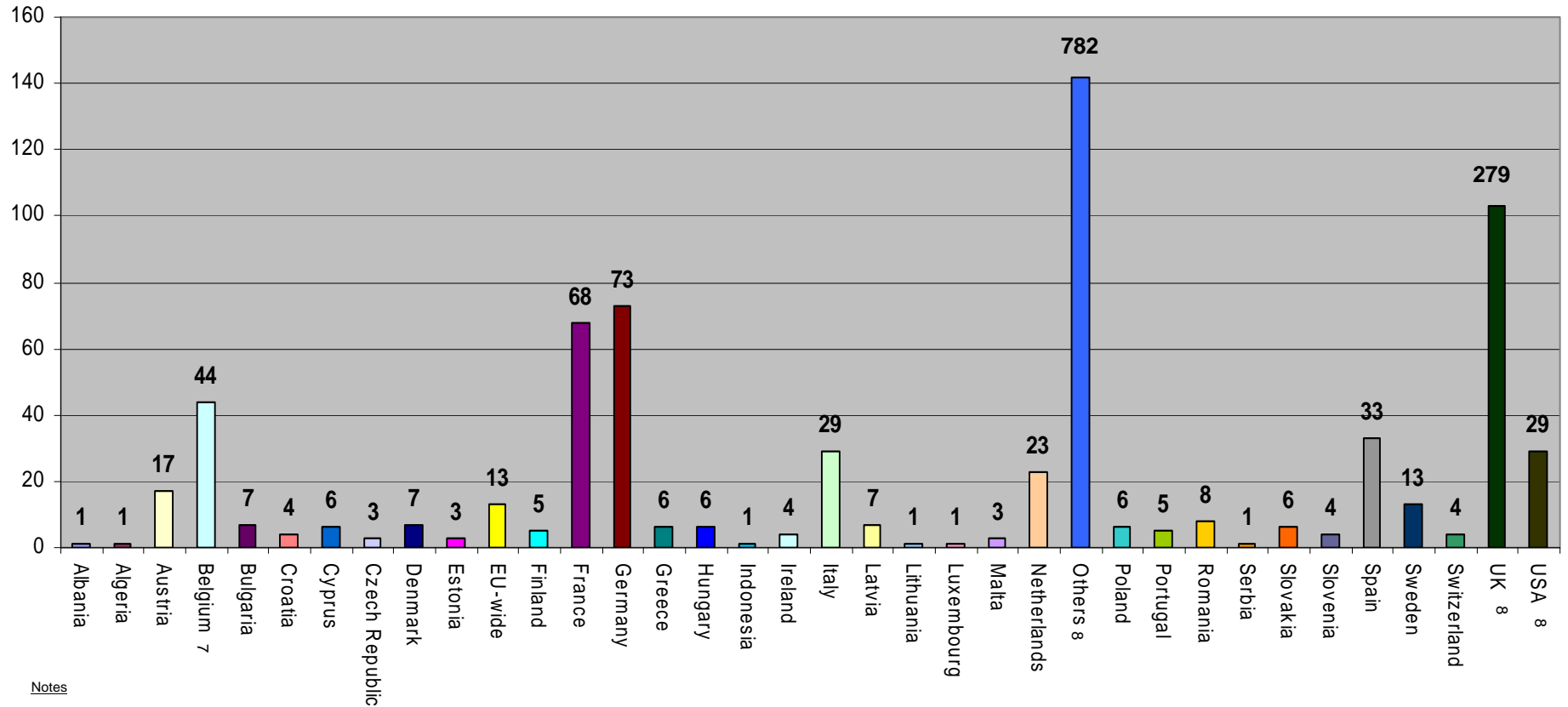
## Notes

5) Individual responses include 1008 responses as part of a campaign from some UK State pensioners relating to a single specific issue namely the uprating of such pensions for those living abroad. Although the responses vary they largely relate only to general comments or question (1) on adequacy.

6) Some of these classifications also seem to relate in fact to individual responses from those taking part in the campaign about UK State pension uprating (many are members of a pensioner organisation, hence the possible confusion in classifying the nature of the response). This has not however made a significant difference to the figures (NGO would be -11, Other organisations would be -22 and Social Partner Organisations by -3).



# All Responses per State (excluding written)



## Notes

Belgium

7) Note it is likely some of these relate to EU wide or international organisations based in Belgium

Other/UK/USA

8) Note these bars are not to scale. Many of these responses relate to the campaign on UK State Pensions a large number of whom were based in Canada (which was not a country option you could select) without these UK reads 37 and USA reads 6.



## All Member State Responses



AUSTRIA  
BULGARIA  
CYPRUS  
CZECH REPUBLIC  
DENMARK  
ESTONIA  
FINLAND  
FRANCE  
GERMANY  
GREECE  
HUNGARY  
IRELAND  
ITALY  
LATVIA  
MALTA  
NETHERLANDS  
POLAND  
PORTUGAL  
ROMANIA  
SLOVAKIA  
SPAIN  
SWEDEN  
UK

