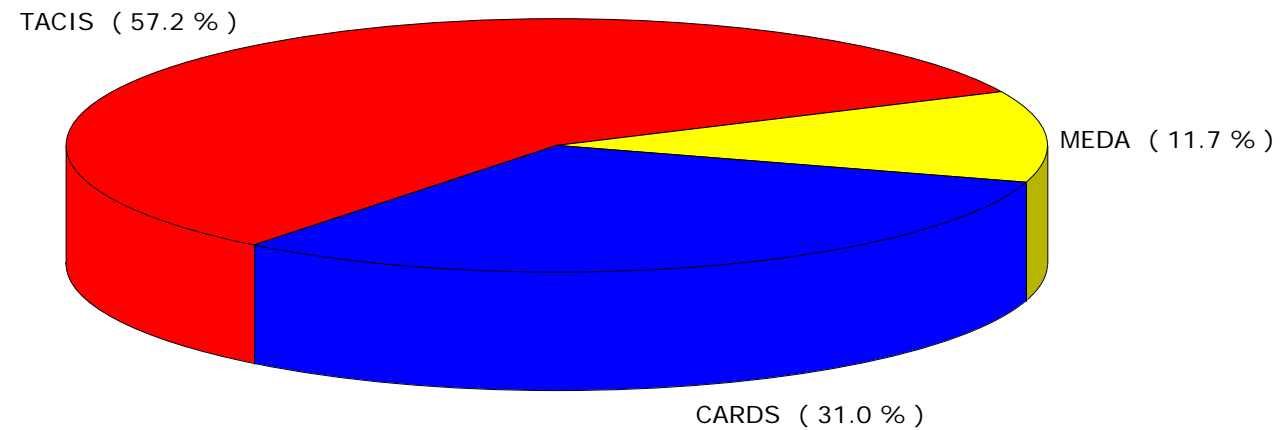




### Overall statistics on applications received: CARDS/Tacis/MEDA involvement

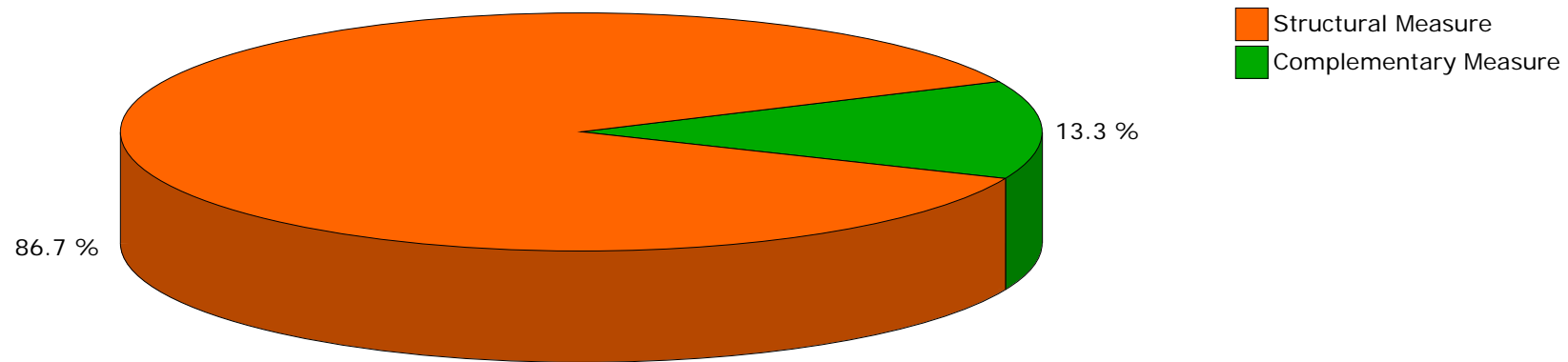
Programme	Quantity	%
CARDS	45	31.0 %
TACIS	83	57.2 %
MEDA	17	11.7 %
<b>Total:</b>	<b>145</b>	





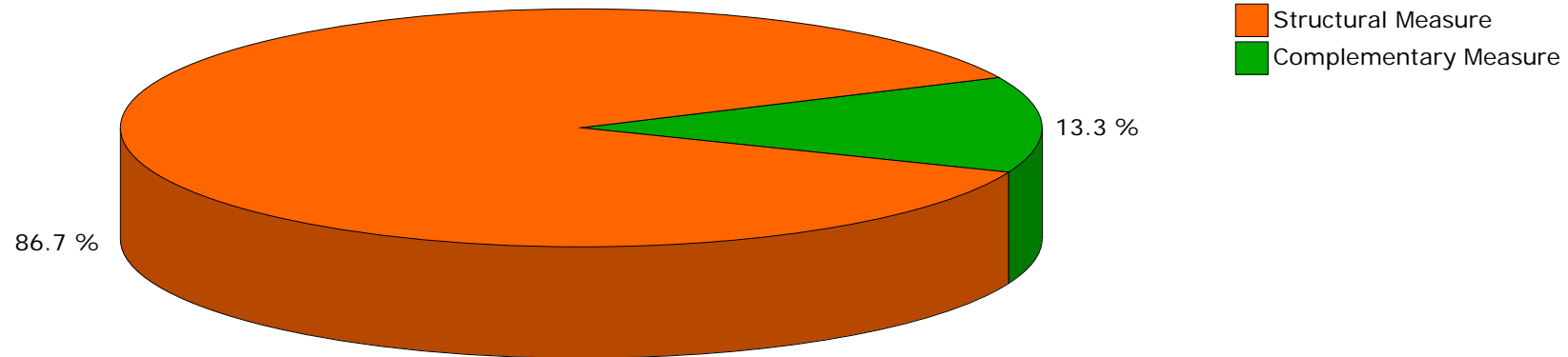
### Overall statistics on applications received: by Programme and Project Type

CARDS		
Project Type	Quantity	%
Structural Measure	39	86.7 %
Complementary Measure	6	13.3 %
<b>Total:</b>	<b>45</b>	



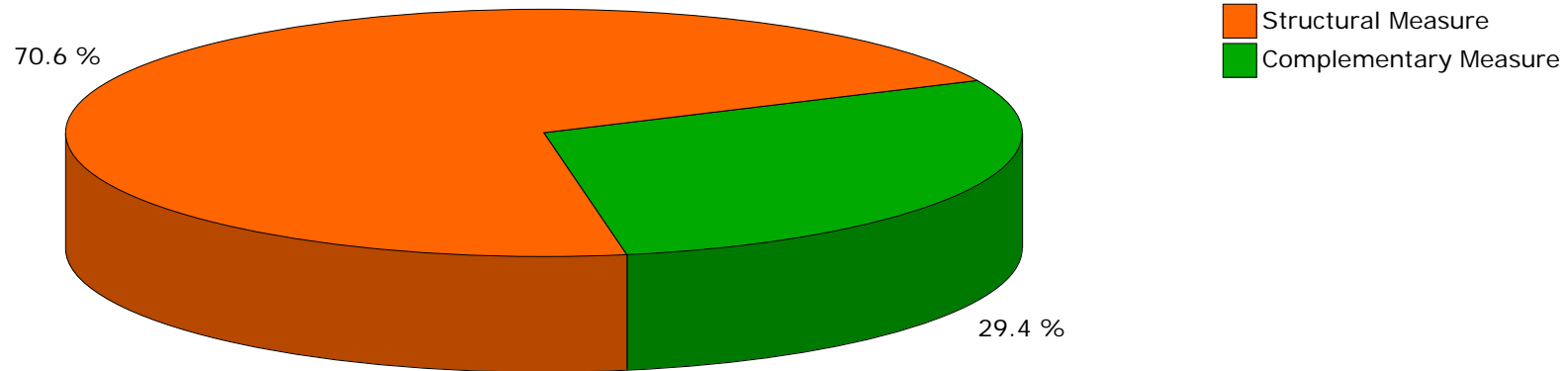


TACIS		
Project Type	Quantity	%
Structural Measure	72	86.7 %
Complementary Measure	11	13.3 %
<b>Total:</b>	<b>83</b>	





MEDA		
Project Type	Quantity	%
Structural Measure	12	70.6 %
Complementary Measure	5	29.4 %
<b>Total:</b>	<b>17</b>	





### Overall statistics on applications received: by Subject Area

<b>CARDS</b>		
Subject Area	Quantity	%
Internal quality ass. systems, based on the dev.of abilities for self-ass. in the univ. at all level	5	11.1 %
Education and Teacher Training	8	17.8 %
Credit transfer Systems	2	4.4 %
Other	5	11.1 %
Open and distance learning and/or life-long learning activities	3	6.7 %
Accreditation Systems	3	6.7 %
University-Industry Links	2	4.4 %
University Evaluation	1	2.2 %
Strategic development plans	1	2.2 %
University Modernisation of Administration Services	2	4.4 %
Institution Building -Training for public services, professional associations, social partners	1	2.2 %
Regional Economic Development	2	4.4 %
University Management	2	4.4 %
Public relations, community relations	2	4.4 %
Institution Building	1	2.2 %
University Services	1	2.2 %
Environmental Policy	1	2.2 %
Interdisciplinary Studies	1	2.2 %
Library management	1	2.2 %
Multidisciplinary Studies	1	2.2 %
<b>Total:</b>	<b>45</b>	



### TACIS

Subject Area	Quantity	%
Internal quality ass. systems, based on the dev.of abilities for self-ass. in the univ. at all level	15	18.1 %
Credit transfer Systems	11	13.3 %
Education and Teacher Training	7	8.4 %
Other	6	7.2 %
Open and distance learning and/or life-long learning activities	7	8.4 %
University Strategic Planning	9	10.8 %
University Evaluation	4	4.8 %
Accreditation Systems	3	3.6 %
University-Industry Links	2	2.4 %
Strategic development plans	4	4.8 %
Institution Building -Training for public services, professional associations, social partners	2	2.4 %
University Modernisation of Administration Services	2	2.4 %
Regional Economic Development	1	1.2 %
University Management	1	1.2 %
Public Relations & Marketing	2	2.4 %
Regional Health & Social Policy	2	2.4 %
Institution Building	1	1.2 %
University Services	1	1.2 %
Public Administration Reform	1	1.2 %
Quality Control Standards & Marketing	1	1.2 %
Student Services	1	1.2 %
<b>Total:</b>	<b>83</b>	

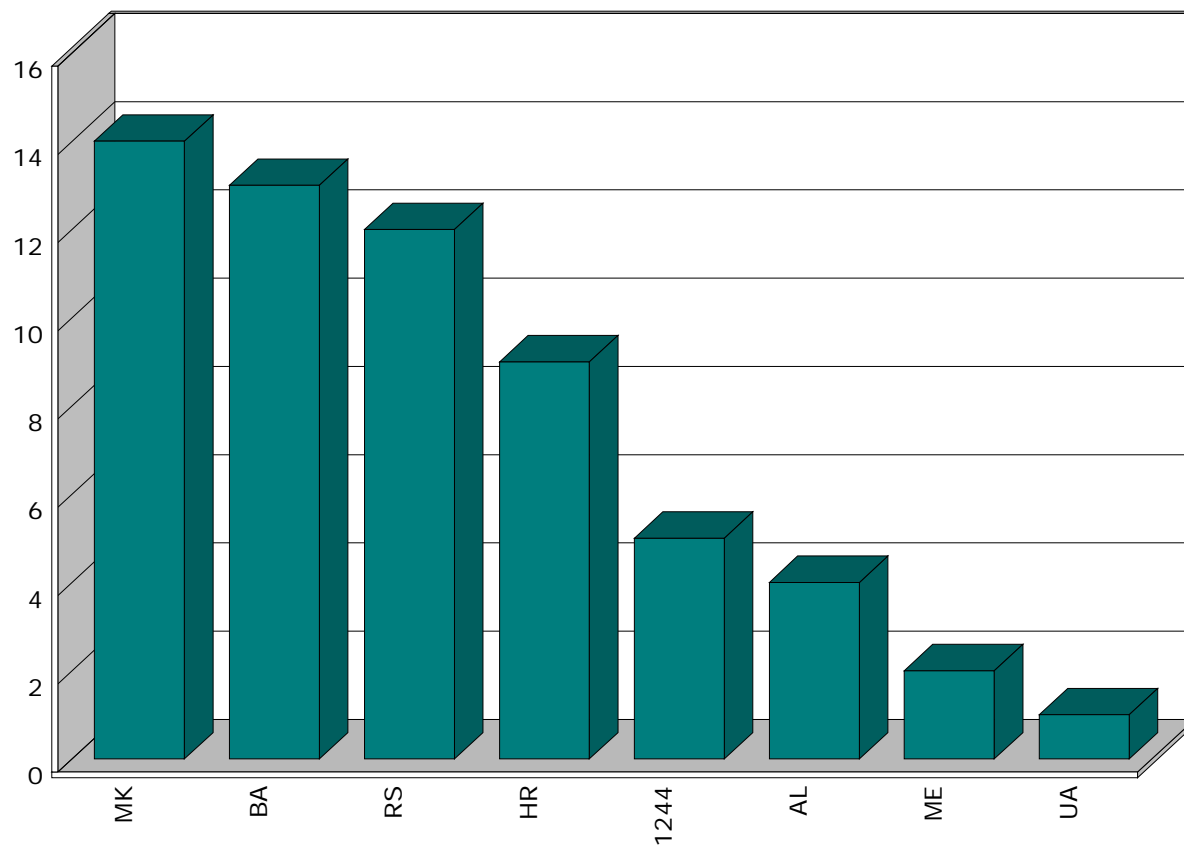


<b>MEDA</b>		
<b>Subject Area</b>	<b>Quantity</b>	<b>%</b>
Internal quality ass. systems, based on the dev.of abilities for self-ass. in the univ. at all level	5	29.4 %
Credit transfer Systems	2	11.8 %
Other	2	11.8 %
Open and distance learning and/or life-long learning activities	1	5.9 %
University Strategic Planning	1	5.9 %
University-Industry Links	2	11.8 %
University Evaluation	1	5.9 %
Institution Building -Training for public services, professional associations, social partners	1	5.9 %
International Relations Offices	1	5.9 %
Regional Cooperation	1	5.9 %
<b>Total:</b>	<b>17</b>	



### Overall statistics on applications received: by Target Country

CARDS: 45 applications received		
1244	National	2
	Multicountry	3
AL	National	2
	Multicountry	2
BA	National	10
	Multicountry	3
HR	National	6
	Multicountry	3
ME	National	1
	Multicountry	1
MK	National	11
	Multicountry	3
RS	Multicountry	4
	National	8
UA	Multicountry	1

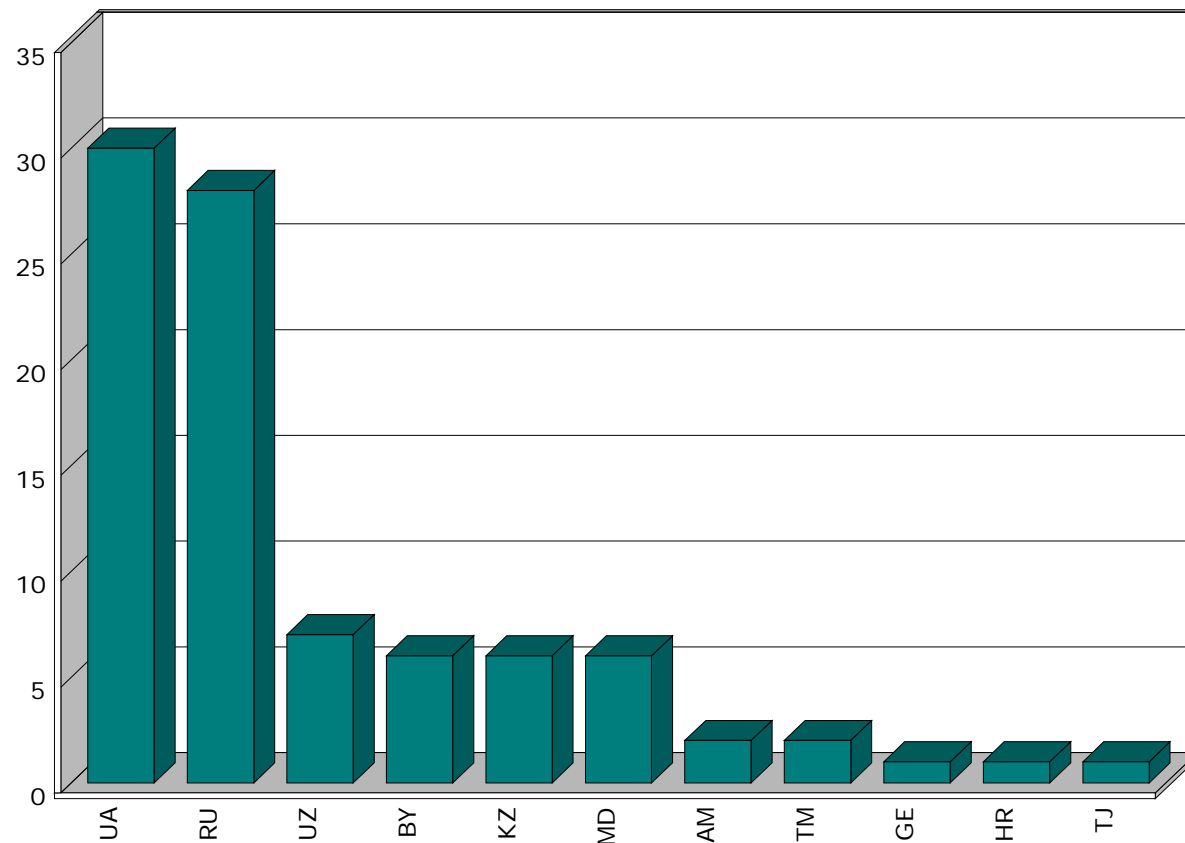




## Tempus

### TACIS: 83 applications received

AM	National	2
BY	National	6
GE	Multicountry	1
HR	Multicountry	1
KZ	National	4
	Multicountry	2
MD	National	5
	Multicountry	1
RU	Multicountry	3
	National	25
TJ	National	1
TM	National	2
UA	Multicountry	3
	National	27
UZ	National	7



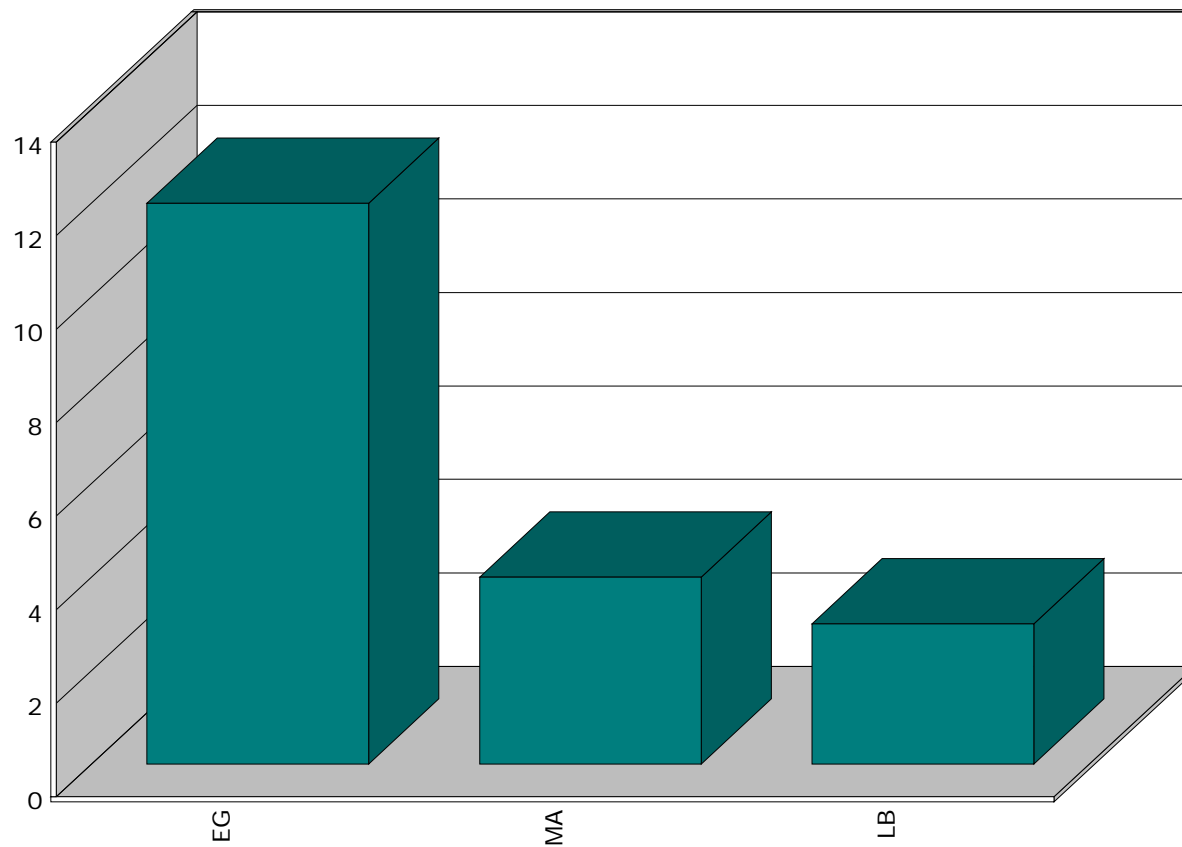


# Structural and Complementary Measures

Selection 2006, round of October

## Tempus

MEDA: 17 applications received		
EG	National	11
	Multicountry	1
LB	National	2
	Multicountry	1
MA	National	3
	Multicountry	1



## CARDS Multicountry

Pr Nr	Target countries
C001B06	BA, HR, RS
C028B06	1244, HR, MK, RS, UA
C032B06	1244, AL, BA, ME, MK, RS
C035B06	AL, BA, MK, RS
C045B06	1244, HR
<b>5 projects</b>	

<b>TACIS Multicountry</b>	
<b>Pr Nr</b>	<b>Target countries</b>
<b>T036B06</b>	GE, KZ, RU
<b>T041B06</b>	KZ, MD, RU, UA
<b>T044B06</b>	HR, UA
<b>T081B06</b>	RU, UA
<b>4 projects</b>	

<b>MEDA Multicountry</b>	
<b>Pr Nr</b>	<b>Target countries</b>
<b>M009B06</b>	EG, LB, MA
<b>1 projects</b>	



**Overall statistics on applications received: by Language  
(input completed)**

**CARDS**

	English	German
1244	5	-
AL	4	-
BA	12	1
HR	9	-
ME	2	-
MK	14	-
RS	12	-
UA	1	-

**TACIS**

	English	French	German
AM	2	-	-
BY	6	-	-
GE	1	-	-
HR	1	-	-
KZ	5	-	1
MD	5	1	-
RU	20	2	6
TJ	1	-	-
TM	1	-	1
UA	27	1	2
UZ	7	-	-

**MEDA**

	English	French
EG	11	1
LB	2	1
MA	3	1