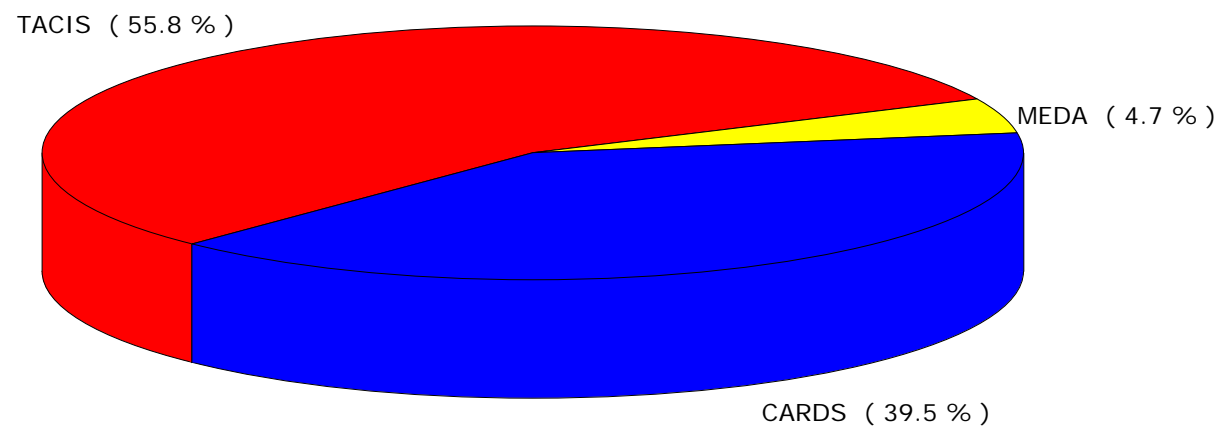




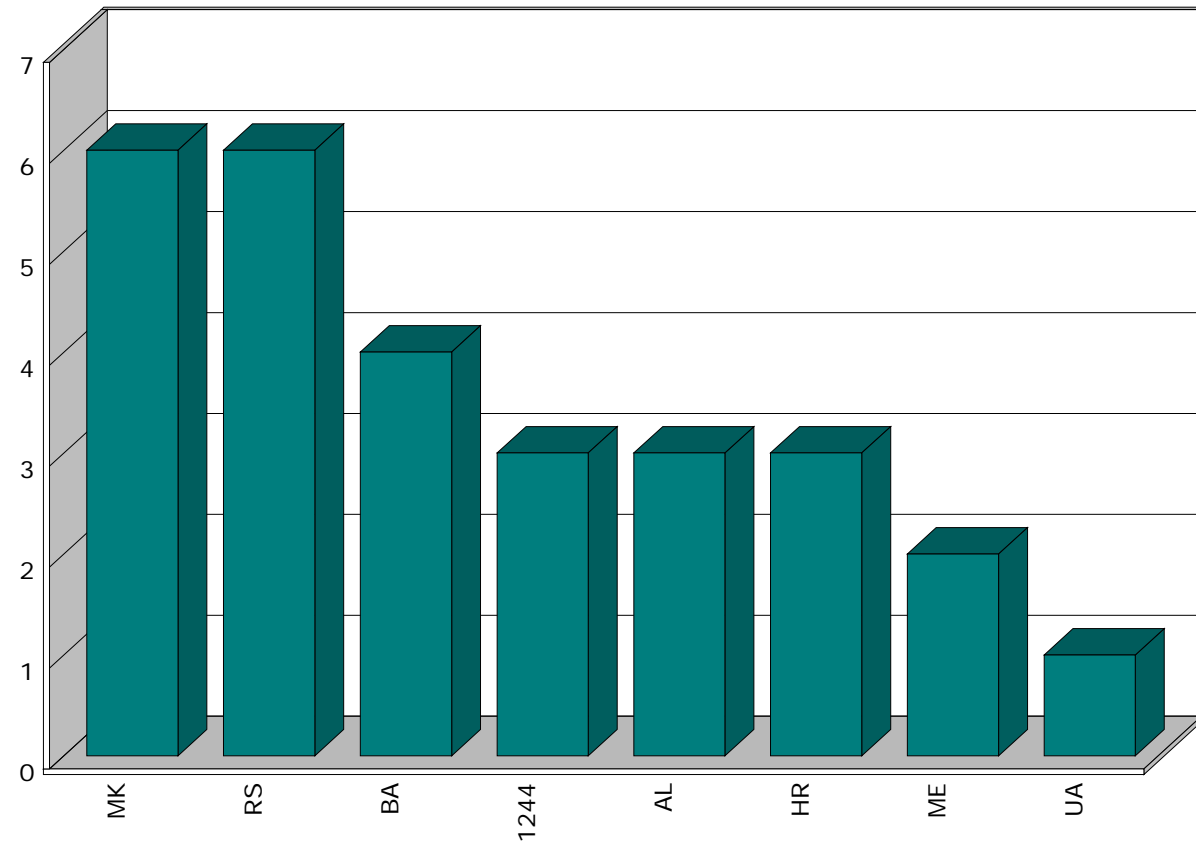
Overall statistics on funded projects: CARDS/Tacis/MEDA involvement

Programme	Quantity	%
CARDS	17	39.5 %
TACIS	24	55.8 %
MEDA	2	4.7 %
Total:	43	



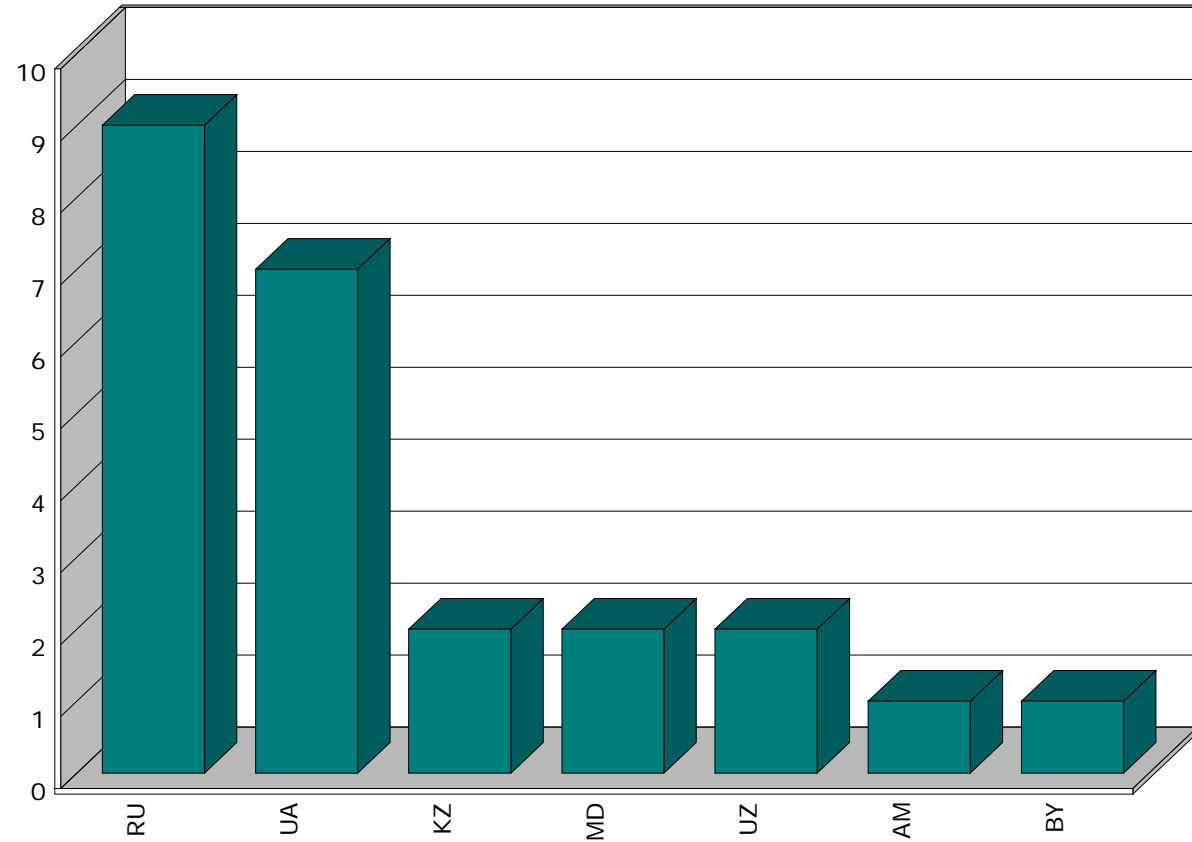
Overall statistics on funded projects: by Target Country

CARDS: 17 funded projects		
1244	National	2
	Multicountry	1
AL	National	1
	Multicountry	2
BA	National	2
	Multicountry	2
HR	National	2
	Multicountry	1
ME	National	1
	Multicountry	1
MK	National	3
	Multicountry	3
RS	Multicountry	3
	National	3
UA	Multicountry	1



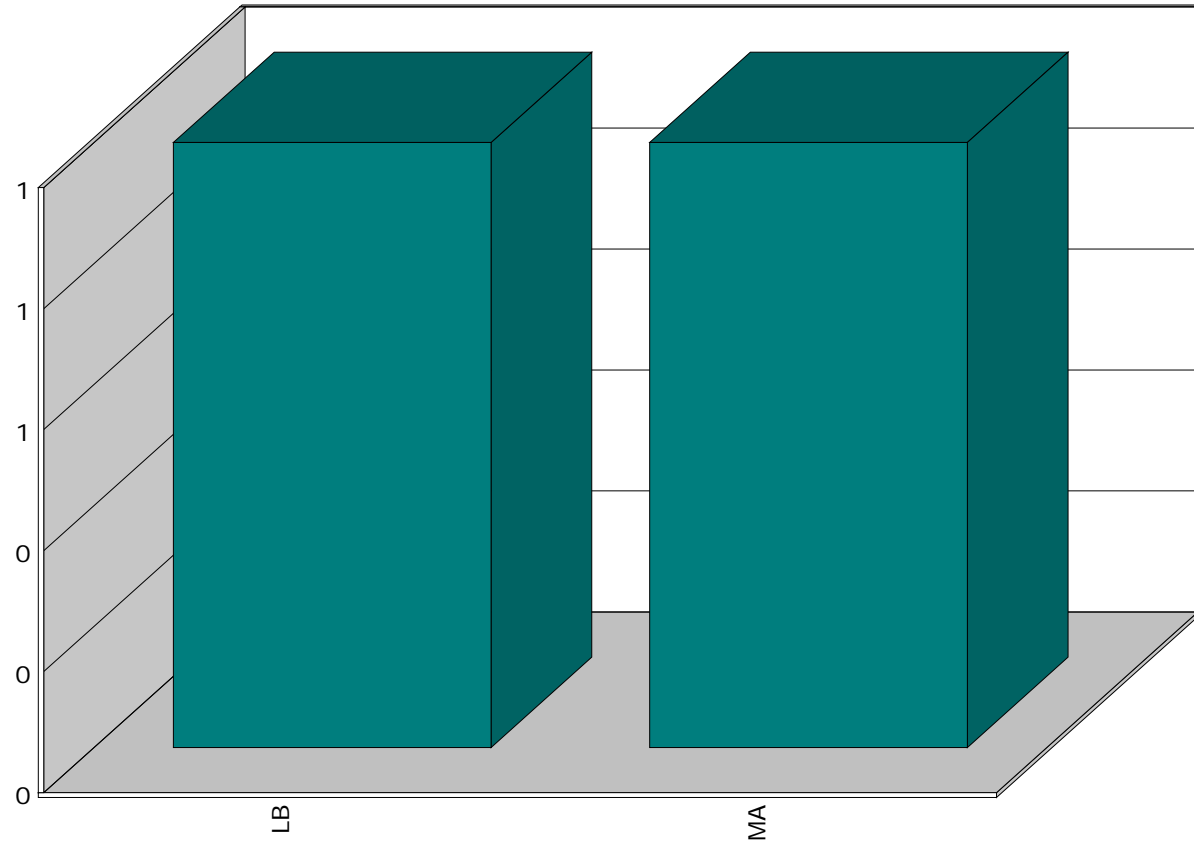
TACIS: 24 funded projects

AM	National	1
BY	National	1
KZ	National	2
MD	National	2
RU	National	9
UA	National	7
UZ	National	2



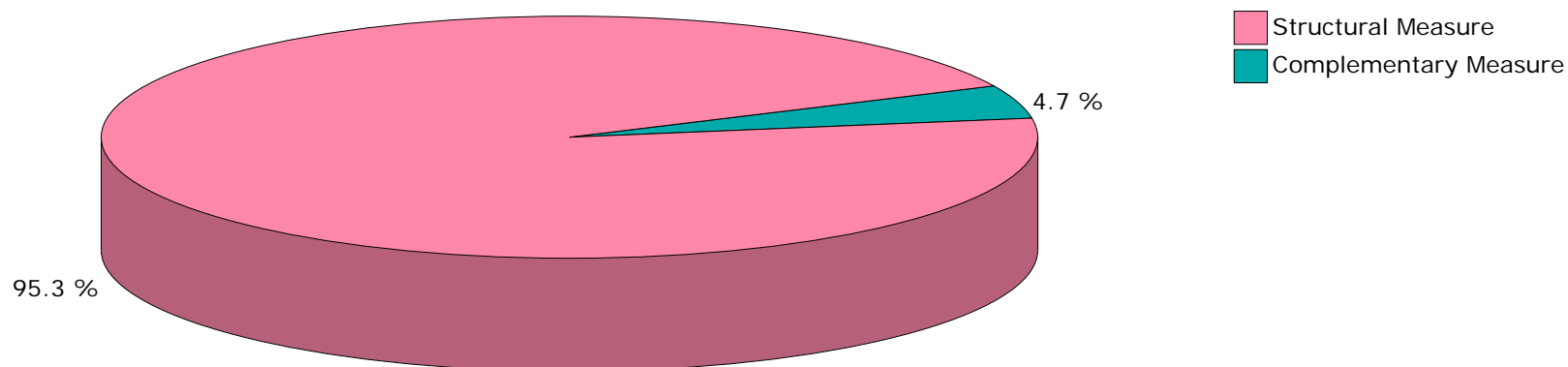


MEDA: 2 funded projects		
LB	National	1
MA	National	1



Overall statistics on funded projects: Project Type

Project Type	Quantity	%
Structural Measure	41	95.3 %
Complementary Measure	2	4.7 %
Total:	43	



Overall statistics on funded projects: by Subject Area

Subject Area	Quantity	%
Internal quality ass. systems, based on the dev.of abilities for self-ass. in the univ. at all level	8	18.6 %
Credit transfer Systems	6	14.0 %
University Strategic Planning	5	11.6 %
Other	4	9.3 %
Education and Teacher Training	3	7.0 %
Open and distance learning and/or life-long learning activities	3	7.0 %
Education and Teacher Training	3	7.0 %
Open and distance learning and/or life-long learning activities	3	7.0 %
University Evaluation	2	4.7 %
Accreditation Systems	2	4.7 %
Strategic development plans	2	4.7 %
Environmental Policy	1	2.3 %
Institution Building -Training for public services, professional associations, social partners	1	2.3 %
Public Administration Reform	1	2.3 %
Public Relations & Marketing	1	2.3 %
Regional Economic Development	1	2.3 %
Regional Health & Social Policy	1	2.3 %
University Management	1	2.3 %
University Services	1	2.3 %
Total:	43	

Overall statistics on EU Member State Participation (funded projects)

	Grantholder	Co-ordinator	Partner	Total
Austria	4	1	9	14
Belgium	5	4	5	14
Czech Republic	1	-	2	3
Denmark	-	-	1	1
Finland	1	-	4	5
France	1	1	2	4
Germany	10	3	11	24
Greece	2	-	-	2
Hungary	1	-	-	1
Ireland	-	-	1	1
Italy	5	-	8	13
Lithuania	-	-	1	1
Netherlands	3	3	5	11
Poland	1	-	5	6
Portugal	-	-	2	2
Slovak Republic	2	1	2	5
Slovenia	1	-	2	3
Spain	2	1	10	13
Sweden	4	3	4	11
United Kingdom	-	-	4	4

Overall statistics on EU Member State Participation (funded projects)

