




Lifelong Learning Programme



## FR - France

### ERASMUS STUDENT MOBILITY (SM)

#### Number of Erasmus students (SM) (timeseries from 2000/01)

	2000/01	2001/02	2002/03	2003/04	2004/05	2005/06	2006/07	2007/08	2008/09	2009/10	TOTAL
<b>OUT</b>	17161	18149	19365	20981	21561	22501	22981	25945	28283	30213	<b>227140</b>
<b>INC</b>	17642	17807	18833	20260	20519	21436	20673	23172	24614	26141	<b>211097</b>

#### Number of Erasmus students studying abroad (SMS) (timeseries from 2000/01)

	2000/01	2001/02	2002/03	2003/04	2004/05	2005/06	2006/07	2007/08	2008/09	2009/10	TOTAL
<b>OUT</b>	17161	18149	19365	20981	21561	22501	22981	22556	23560	24426	<b>213241</b>
<b>INC</b>	17642	17807	18833	20260	20519	21436	20673	20503	20955	22033	<b>200661</b>

#### Number of Erasmus students doing company placements abroad (SMP) (timeseries from 2007/08)

	2007/08	2008/09	2009/10	TOTAL
<b>OUT</b>	3389	4723	5787	<b>13899</b>
<b>INC</b>	2669	3659	4108	<b>10436</b>

#### Average duration of student mobility (in months)

	2007/08	2008/09	2009/10
Mobility for studies	N/A	6.9	6.8
Mobility for placements	3.7	3.5	3.3
Mobility (SMS and SMP)	6.5	6.4	6.2

#### Average EU monthly grant for month mobility (in €)

	2007/08	2008/09	2009/10
Mobility for studies	181	216	175
Mobility for placements	437	438	347
Mobility (SMS and SMP)	200	236	193

#### Share of outgoing Erasmus students of the total student population in 2007/08 to 2009/10

	2007/08	2008/09	2009/10
	1.19%	1.31%	1.39%

#### Share of outgoing Erasmus students as a percentage of the graduate population in 2007 - 2009


	2007/08	2008/09	2009/10
	4.16%	4.55%	4.81%

### ERASMUS BUDGET FOR MOBILITY ACTIONS

	2007/08	2008/09	2009/10
	€ 43,100,276	€ 48,592,989	€ 45,493,000



Lifelong Learning Programme



## FR - France

### ERASMUS STAFF MOBILITY (ST)

Number of Erasmus staff mobility (timeseries from 2000/01)

	2000/01	2001/02	2002/03	2003/04	2004/05	2005/06	2006/07	2007/08	2008/09	2009/10	TOTAL
OUT	1550	1766	1863	2039	2093	2134	2293	2676	2840	3011	22265
INC	1786	1960	1974	2199	2261	2427	2520	2824	3078	3232	24261

### Erasmus Staff Mobility for Teaching Assignments (STA)

Number of staff teaching assignments (timeseries from 2000/01)

	2000/01	2001/02	2002/03	2003/04	2004/05	2005/06	2006/07	2007/08	2008/09	2009/10	TOTAL
OUT	1550	1766	1863	2039	2093	2134	2293	2458	2462	2555	21213
INC	1786	1960	1974	2199	2261	2427	2520	2493	2520	2598	22738

Average Duration from 2007/08 (in days)

2007/08	2008/09	2009/10
1.1	5.5	5.7

Average Grant from 2007/08 (in €)

2007/08	2008/09	2009/10
576	721	601

### Erasmus Staff Mobility for Training (STT)

Number of staff training mobility (timeseries from 2007/08)

	2007/08	2008/09	2009/10	TOTAL
OUT	218	378	456	1052
INC	331	558	634	1523

Average Duration from 2007/08 (in days)


2007/08	2008/09	2009/10
5.7	7.4	7.2

Average Grant from 2007/08 (in €)

2007/08	2008/09	2009/10
641	863.7	660.5



Lifelong Learning Programme



## FR - France

### INTENSIVE PROGRAMMES (IP) \*

#### Number of Intensive Programmes supported (timeseries from 2007/08)

2007/08	2008/09	2009/10	TOTAL
30	37	31	98

#### Number of Participating Students in IPs from 2007/08

	2007/08	2008/09	2009/10	TOTAL
OUT	N/A	461	605	1066
INC	1120	976	987	3083

#### Number of Participating Staff in IPs from 2007/08

	2007/08	2008/09	2009/10	TOTAL
OUT	N/A	185	233	418
INC	264	331	341	936

### ERASMUS INTENSIVE LANGUAGE COURSES (EILC)

#### Number of EILCs supported (timeseries from 2005/06)

2005/06	2006/07	2007/08	2008/09	2009/10	TOTAL
0	0	0	0	0	0

#### Number of incoming EILC participants (timeseries from 2001/02)

2001/02	2002/03	2003/04	2004/05	2005/06	2006/07	2007/08	2008/09	2009/10	TOTAL
0	0	0	0	0	0	0	0	0	0

\* The outgoing numbers reflect the number of students from the country participating in IPs supported by another country.

\* The incoming numbers reflect the number of students from other countries participating in IPs supported by the country.