

## Annex to the Summary of the Comenius Impact Study

**Table 1**  
**Gross sample, net sample and participants in the Comenius Impact Survey – by country of school**

Country	Gross sample *		Net sample **		Participants		Return rate
	Number	Percent	Number	Percent	Number	Percent	
AT	848	3,6	639	4,0	464	5,9	72,6
BE	578	2,5	402	2,5	177	2,2	44,0
BG	58	0,2	32	0,2	7	0,1	21,9
CY	7	0,0	4	0,0	0	0,0	0,0
CZ	586	2,5	423	2,7	194	2,5	45,9
DE	2870	12,2	2269	14,2	1523	19,3	67,1
DK	549	2,3	368	2,3	167	2,1	45,4
EE	173	0,7	152	1,0	81	1,0	53,3
ES	2768	11,8	1717	10,8	1061	13,4	61,8
FI	942	4,0	684	4,3	275	3,5	40,2
FR	878	3,7	589	3,7	378	4,8	64,2
GB	1978	8,4	1146	7,2	468	5,9	40,8
GR	681	2,9	448	2,8	190	2,4	42,4
HU	504	2,1	332	2,1	174	2,2	52,4
IR	368	1,6	271	1,7	80	1,0	29,5
IS	100	0,4	61	0,4	31	0,4	50,8
IT	3343	14,2	2142	13,4	885	11,2	41,3
LI	5	0,0	5	0,0	3	0,0	60,0
LT	68	0,3	14	0,1	5	0,1	35,7
LU	48	0,2	28	0,2	15	0,2	53,6
LV	39	0,2	25	0,2	14	0,2	56,0
MT	100	0,4	52	0,3	22	0,3	42,3
NL	604	2,6	435	2,7	198	2,5	45,5
NO	538	2,3	366	2,3	135	1,7	36,9
PL	1801	7,6	1310	8,2	563	7,1	43,0
PT	818	3,5	471	3,0	185	2,3	39,3
RO	772	3,3	449	2,8	185	2,3	41,2
SE	780	3,3	549	3,4	150	1,9	27,3
SI	185	0,8	137	0,9	69	0,9	50,4
SK	301	1,3	205	1,3	73	0,9	35,6
TR	238	1,1	210	1,3	130	1,6	61,9
<b>Total</b>	<b>23552</b>	<b>100,0</b>	<b>15935</b>	<b>100,0</b>	<b>7903</b>	<b>100,0</b>	<b>49,6</b>

\* All Comenius project responsables initially selected to be addressed by the survey

\*\* Comenius project responsables who could be contacted via E-mail

**Table 2**  
**Substantial impacts of Comenius school partnerships on participating pupils**

	Percent *	Factor score**
<b>I. Intercultural competence/awareness</b>		
<b>a) Knowledge and awareness of different cultures</b>		<b>1.9</b>
Increase of interest in other countries and cultures	90	
Improvement of knowledge about living and school life in partner countries	86	
More tolerance of pupils towards other cultures, foreigners etc.	80	
Enhancement of pupils knowledge about their own cultural heritage	72	
Improvement of knowledge about the European Union	69	
<b>b) Foreign language competence</b>		<b>2.3</b>
Enhancement of interest of pupils in foreign languages	76	
Improvement of language proficiency in English	62	
Establishment of lasting personal contacts with pupils from partner schools	54	
Improvement of language proficiency in a language other than English	23	
<b>II. Special knowledge and soft skills</b>		
<b>c) Social skills and abilities</b>		<b>2.0</b>
Improvement of social skills and abilities	77	
Improved abilities of pupils to work in teams	75	
<b>d) Acquaintance of special knowledge</b>		<b>2.2</b>
Gaining specialist knowledge that would have not been obtained without the Comenius project	71	
Improvement of ICT competence (Information and Communication Technology)	67	
<b>e) Self competence</b>		<b>2.3</b>
Rise of self-confidence	74	
Enhanced motivation towards learning and knowledge acquisition in general	70	
Improved abilities of pupils to work autonomously	63	
Improved abilities of pupils to present their own position	63	
Improved abilities of pupils in self-organised learning	51	
Count (n)	(7723)	

Question 4.3: How would you assess the impact of the Comenius project on the participating pupils from your school?

\* Points 1 and 2 on a scale from 1 = "very substantial impact" to 5 = "no impact at all".

\*\* Average score of factor items with a scale from 1 = "very substantial impact" to 5 = "no impact at all".

**Table 3**  
**Substantial impacts of Comenius school partnerships on participating teachers**

	Percent *	Factor score**
<b>I. Intercultural competence/awareness</b>		
<b>a) Knowledge/appreciation of school system and education in the partner countries</b>		<b>1.6</b>
Improvement of knowledge and understanding of the school system and education in the partner countries	90	
Establishment of lasting personal contacts with teachers from partner schools	82	
<b>b) Foreign language competence</b>		<b>2.0</b>
Improvement of language proficiency in English	66	
Improvement of language proficiency in a language other than English	29	
<b>II. Professional knowledge and social skills</b>		
<b>c) Social skills and personal commitment</b>		<b>2.1</b>
Ability/readiness of teachers to work in (interdisciplinary) teams	75	
Improvement of motivation towards the work of a teacher in general	74	
Rise of identification of teachers with their own school	61	
<b>d) Professional knowledge and abilities</b>		<b>2.4</b>
Exposure to new subject matters	76	
Exposure to new teaching methods/didactic concepts in general	70	
Improvement of ICT competence (Information and Communication Technology)	67	
Improvement of knowledge in teachers' own area of work	62	
Increase of teachers' emphasis on own cultural heritage in teaching	61	
Improved abilities in educating pupils with special educational needs	25	
Count (n)	(7664)	

Question 4.6: How would you assess the impact of the Comenius project on the participating teachers from your school?

\* Points 1 and 2 on a scale from 1 = "very substantial impact" to 5 = "no impact at all".

\*\* Average score of factor items with a scale from 1 = "very substantial impact" to 5 = "no impact at all".

**Table 4**  
**Substantial impacts of Comenius school partnerships on the school as a whole**

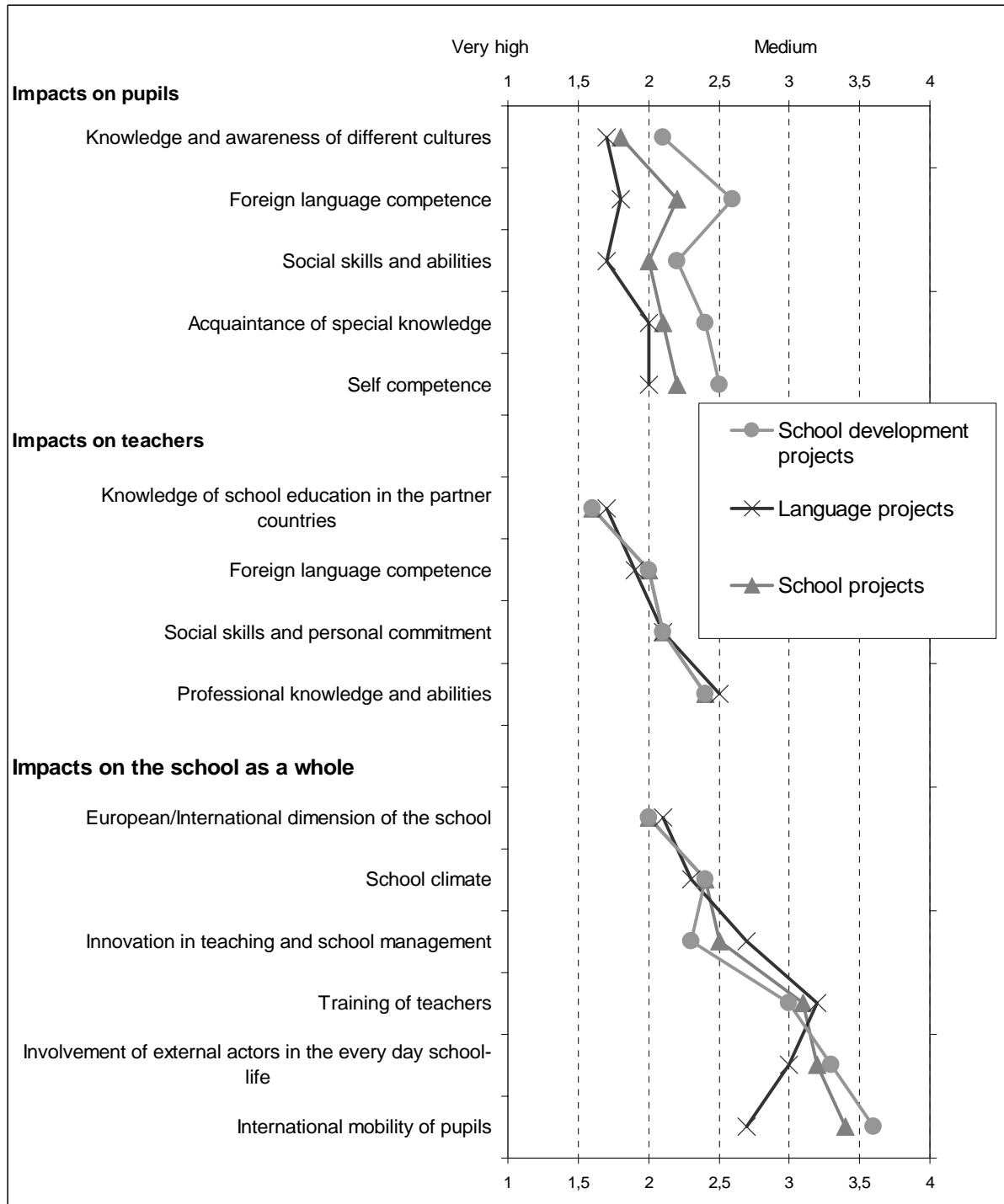
	Percent*	Factor score**
<b>a) European/International dimension of the school</b>		<b>2.0</b>
Strengthening of a European dimension to teaching and learning	79	
Establishment of partnerships/cooperation with schools from other countries	71	
<b>b) School climate</b>		<b>2.4</b>
Improvement of cooperation between teachers from your school	63	
Improvement of cooperation between teachers and school management	60	
Improvement of contacts/respect between pupils and teachers	59	
<b>c) Innovation in teaching and school management</b>		<b>2.5</b>
Strengthening of interdisciplinary approaches in the curriculum	65	
Use of new teaching materials/curricular content developed in the project	62	
Introduction of new teaching and learning methods	51	
Introduction of new school management strategies/ideas/practices	44	
<b>d) Training of teachers</b>		<b>3.1</b>
Increase of training of teachers in Information and Communication Technologies	55	
Increase of training of teachers in English	41	
Increase of training of teachers in new teaching and learning methods	41	
Increase of training of teachers in foreign languages other than English	20	
<b>e) Involvement of external actors in the every day school-life</b>		<b>3.2</b>
Commitment and engagement of parents towards school activities	49	
Cooperation with local authorities	46	
Collaboration with local companies	28	
Common activities with neighbouring schools	19	
<b>f) International mobility of pupils</b>		<b>3.4</b>
Exchange of pupils with Comenius partner schools beyond the duration of the project	39	
Increase of the individual mobility of pupils	36	
Increase of class outings to other countries	28	
Count (n)	(7648)	

Question 4.6: How would you assess the impact of the Comenius project on the participating teachers from your school?

\* Points 1 and 2 on a scale from 1 = "very substantial impact" to 5 = "no impact at all".

\*\* Average score of factor items with a scale from 1 = "very substantial impact" to 5 = "no impact at all".

**Chart 1**  
**Impacts of Comenius school partnerships on pupils, teachers and the school as a whole - by type of Comenius school partnership (mean\*)**



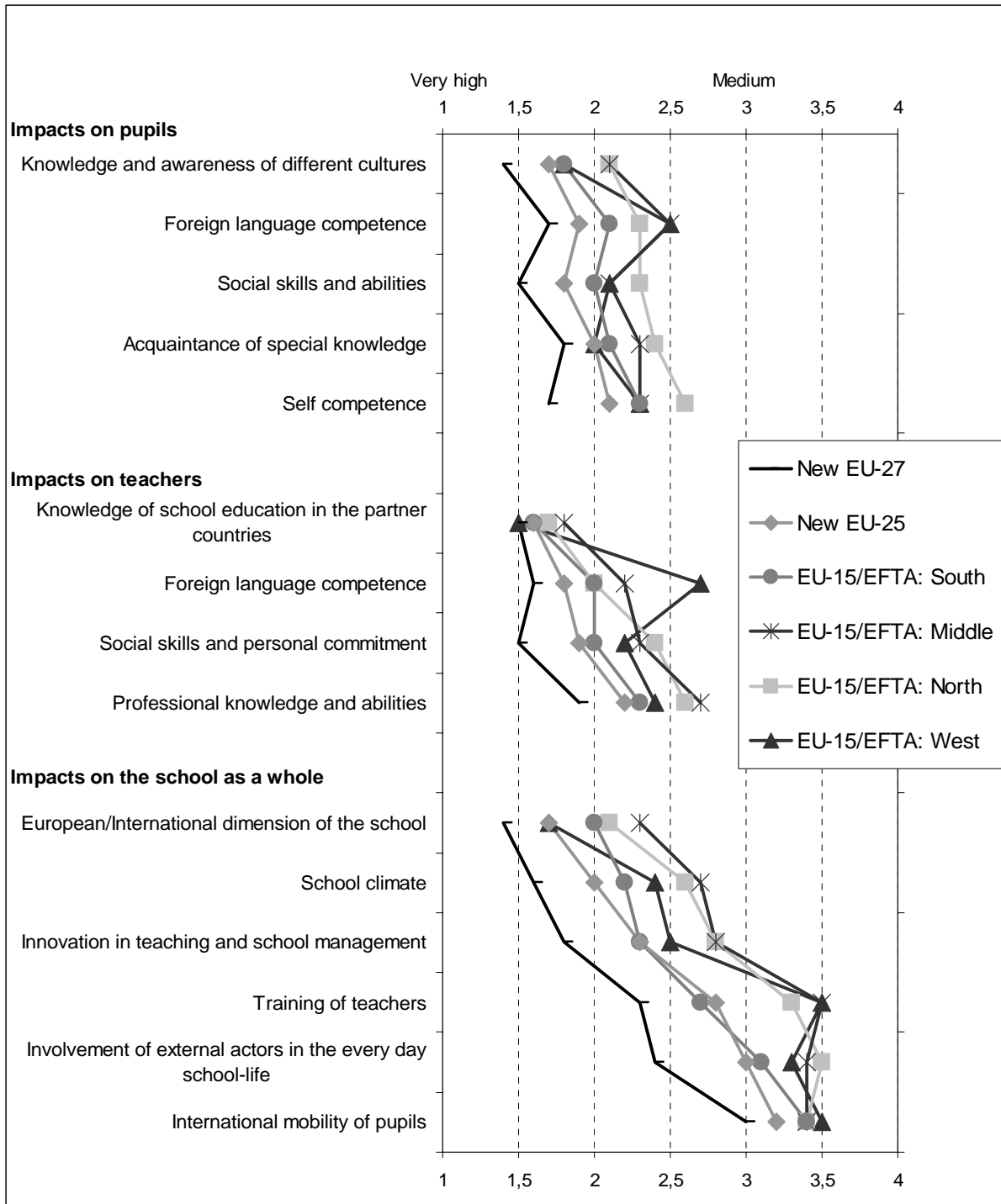
Question 4.3: How would you assess the impact of the Comenius project on the participating pupils from your school?

Question 4.6: How would you assess the impact of the Comenius project on the participating teachers from your school?

Question 4.7: How would you assess the impact of the Comenius project on your school as a whole?

\* Average score of factor items with a scale from 1 = "very substantial impact" to 5 = "no impact at all".

**Chart 2**  
**Impacts of Comenius school partnerships on pupils, teachers and the school as a whole - by country groups (mean\*)**



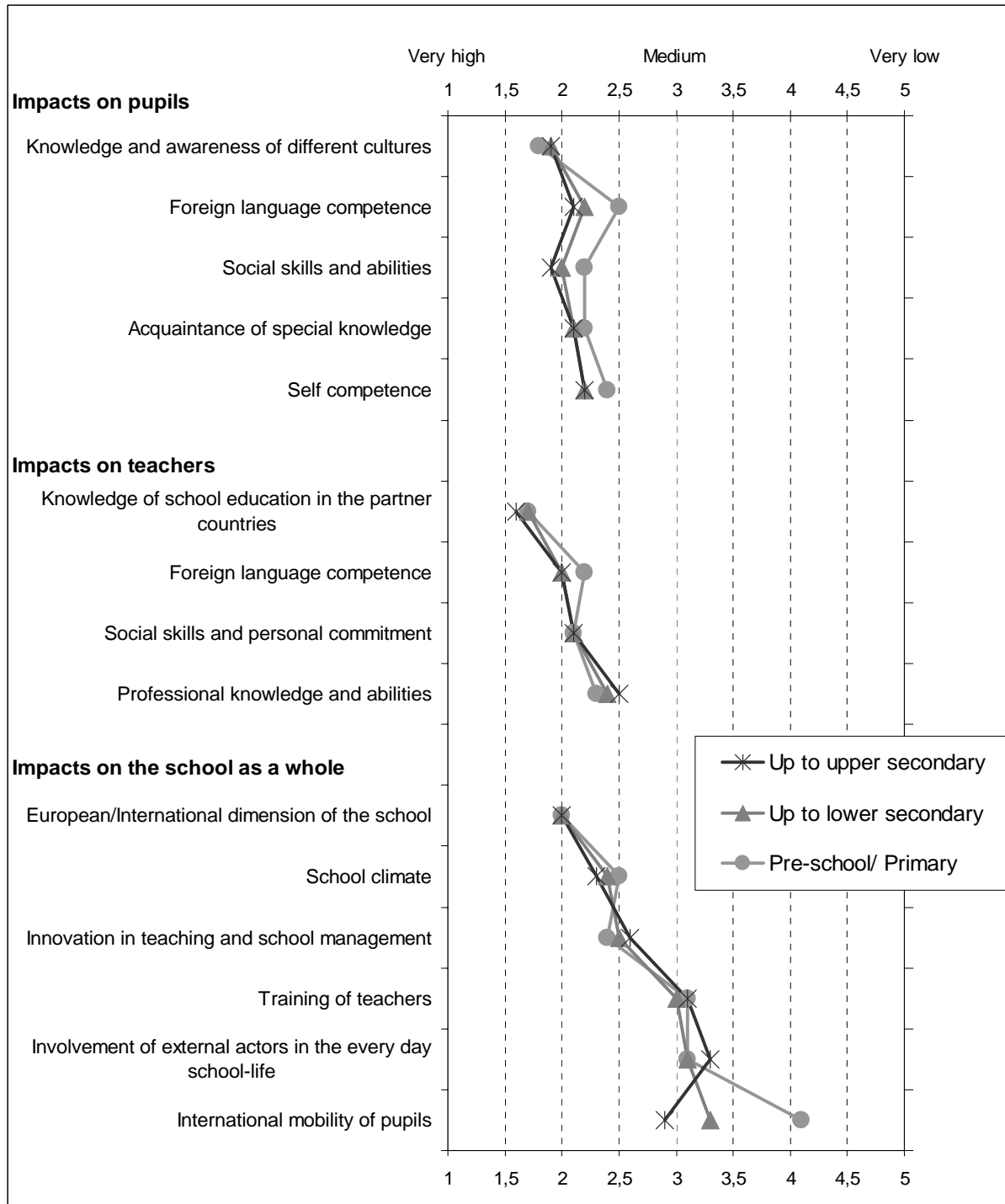
Question 4.3: How would you assess the impact of the Comenius project on the participating pupils from your school?

Question 4.6: How would you assess the impact of the Comenius project on the participating teachers from your school?

Question 4.7: How would you assess the impact of the Comenius project on your school as a whole?

\* Average score of factor items with a scale from 1 = "very substantial impact" to 5 = "no impact at all".

**Chart 3**  
**Impacts of Comenius school partnerships on pupils, teachers and the school as a whole - by level of education offered (mean\*)**



Question 4.3: How would you assess the impact of the Comenius project on the participating pupils from your school?

Question 4.6: How would you assess the impact of the Comenius project on the participating teachers from your school?

Question 4.7: How would you assess the impact of the Comenius project on your school as a whole?

\* Average score of factor items with a scale from 1 = "very substantial impact" to 5 = "no impact at all".

**Table 5**  
**Correlations between the extent of participation of pupils in project activities and the perceived impacts on pupils (Pearsons correlation coefficient\*)**

	Involvement of pupils in		
	Preparation and planning	Production of materials	Presentation and evaluation
Knowledge and awareness of different cultures	0,2885	0,3974	0,3904
Foreign language competence	0,3057	0,4184	0,3899
Social skills and abilities	0,3416	0,3369	0,4303
Acquaintance of special knowledge	0,2569	0,2909	0,3557
Self competence	0,3791	0,3320	0,4617

\* Significance  $p = 0,000$

**Table 6**  
**Correlations between the difficulties encounters and the perceived impacts on pupils, teachers and the school as a whole (Pearsons correlation coefficient\*)**

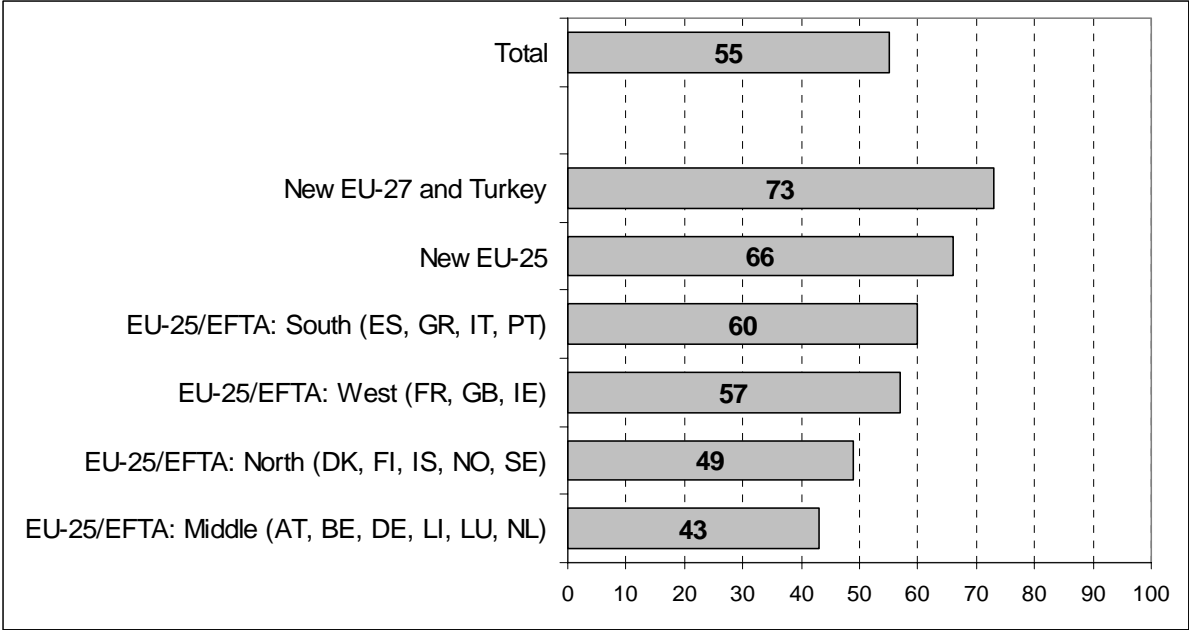
	Difficulties encountered with respect to		
	Lack of interest/ acceptance from colleagues	Lack of interest of pupils	Lack of interest of parents
<b>Impacts on participating pupils</b>			
Knowledge and awareness of different cultures	-0,1651	-0,2742	-0,1618
Foreign language competence	-0,0857	-0,1804	-0,1337
Social skills and abilities	-0,1237	-0,2328	-0,1473
Acquaintance of special knowledge	-0,1355	-0,2008	-0,1234
Self competence	-0,1291	-0,2466	-0,1636
<b>Impacts on participating teachers</b>			
Knowledge/appreciation of school system and education in the partner countries	-0,1505	-0,1636	-0,1349
Foreign language competence	-0,0545	-0,0997	-0,0519
Social skills and personal commitment	-0,2558	-0,2235	-0,1302
Professional knowledge and abilities	-0,2145	-0,2319	-0,1003
<b>Impacts on the school as a whole</b>			
European/International dimension of the school	-0,2438	-0,1945	-0,1030
School climate	-0,2976	-0,1810	-0,1012
Innovation in teaching and school management	-0,2586	-0,2557	-0,0928
Training of teachers	-0,1839	-0,1703	-0,0518
Involvement of external actors in the every day school-life	-0,2346	-0,2343	-0,2237
International mobility of pupils	**	**	-0,0583

\* Significance  $p = 0,000$

\*\* No significant correlation

**Chart 4**

**Overall satisfaction with the outcomes and impacts of the Comenius project - by country groups** (percentages of respondents stating "very satisfied")



Question 4.9: Overall, how satisfied are you with the outcomes and impacts of the Comenius project?  
Scale from 1 = "very satisfied" to 5 = "not satisfied at all"