



THE SLOVENIAN
NATIONAL
STATISTICS

TRUSTWORTHY
AND
USER-ORIENTED

Price monitoring – the role of the Statistical office



Genovefa RUŽIĆ
Deputy Director-General

Member of the National Co-ordination Body

- Active role of SORS in NCB enabled us to get all the **information from the first hand**.
- We had opportunity **to explain our point of view** to price monitoring.
- Cooperation with Consumers' Association (also member of NCB) was easier.

Agreement on Price Monitoring, division of tasks (February 2006)

SORS (Statistical Office):

- Additional analysis based on collected data, focused on the subgroups

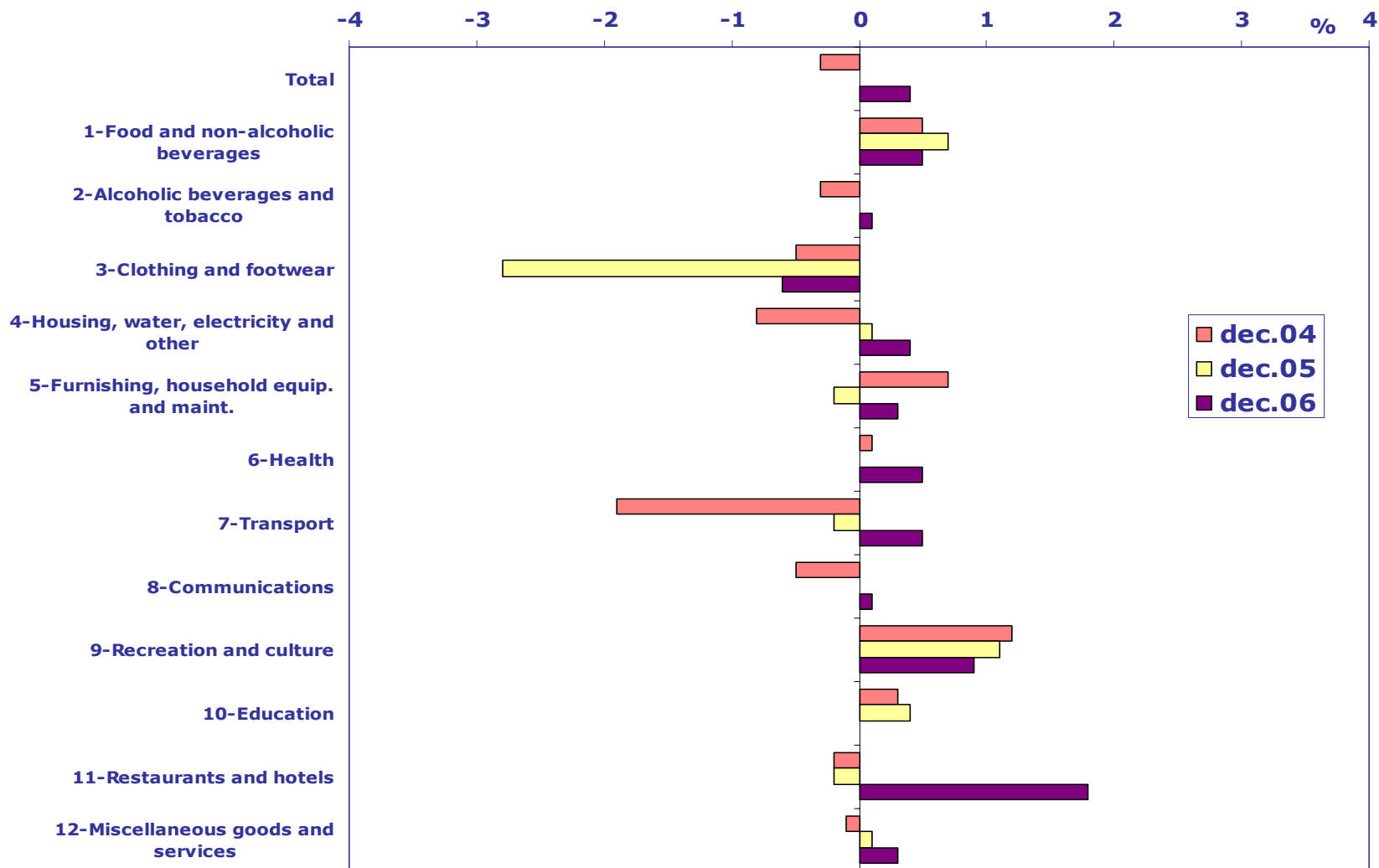
CA (Consumers' Association):

- Price Watch of selected goods and services
- Shall not publish general price index for the entire basket
- Price increases of particular goods or services at particular seller – “black list”

Additional analyses of price changes focused on three aspects

- Detailed list of subgroups of goods and services in which changes in prices had the **greatest impact on the total** inflation rate.
- Detailed list of subgroups of goods and services with the **greatest price deviations compared to the average of the past 5 years.**
- At the end of each quarter a list of subgroups of goods and services with the **greatest price deviations compared to the same period in the past 5 years.**

Monthly rate of change in December, 2004-2006



Subgroups where the monthly price increase in December 2007 was higher than in the previous years in December (in %)

	2002	2003	2004	2005	2006	<i>Impact in December 07 in percent. points</i>
Services in restaurants and cafes	0.1	0.3	0.1	0.0	3.2	0.12
Repair of household equip.	0.0	0.0	0.0	0.1	2.4	0.00
Computer equipment	-3.4	-0.2	0.2	0.1	1.7	0.01
Out-patient services	1.3	1.3	0.0	0.0	1.7	0.02
Personal services	0.0	-0.9	0.0	0.5	1.4	0.01
Repairs of equipment and accessories	0.0	0.0	0.0	0.0	0.4	0.00

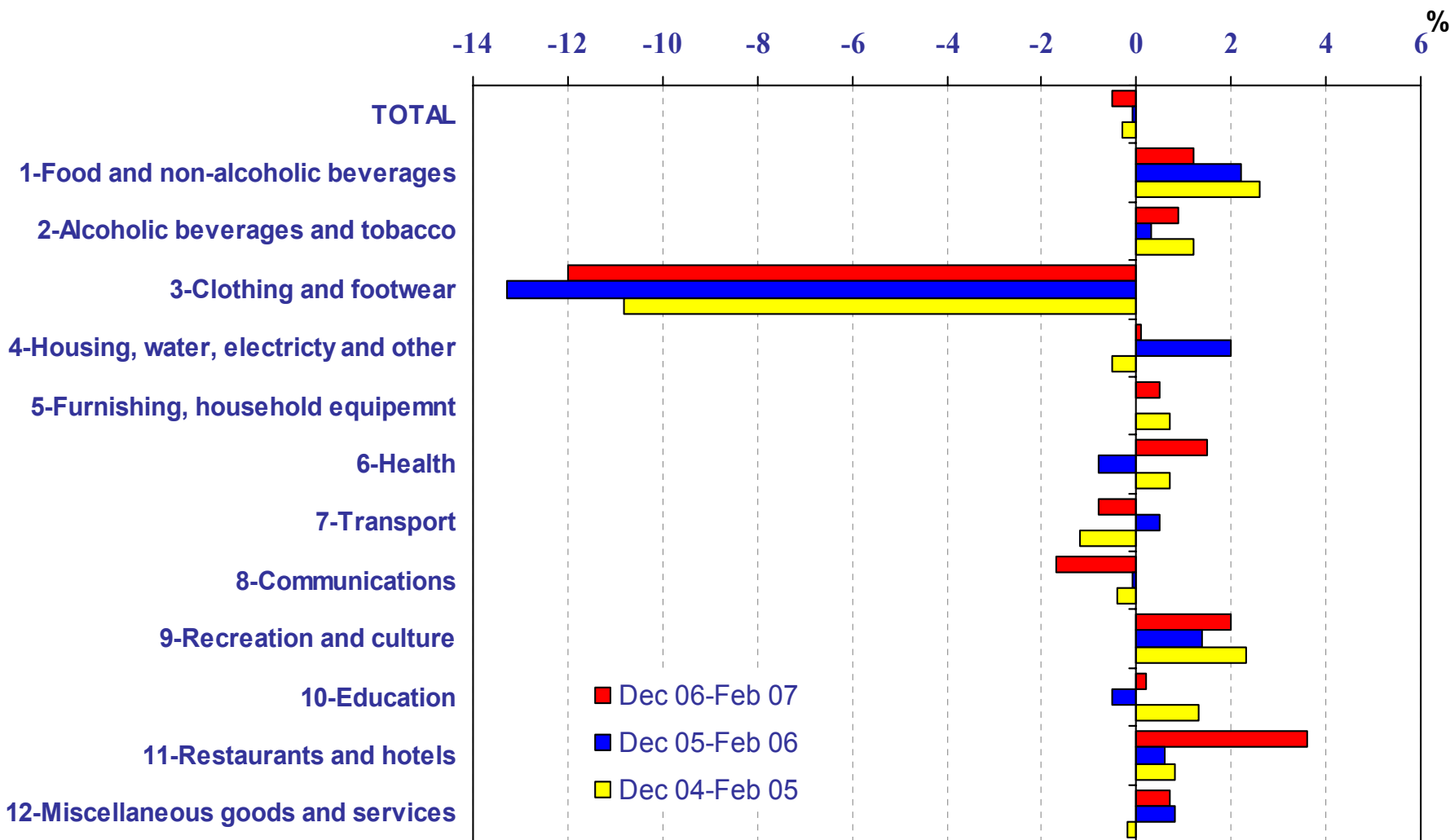
SORS: PRICES

- **From April 2006: preparation and publication of additional analyses**
www.stat.si/evro_spremljanje_analize.asp
- **From May 2006: personal inflation calculator**
www.stat.si/orodja_osebnainflacija.asp
- **From December 2006: informative conversion of prices into euro**
www.stat.si/pxweb/Database/EUR_eng/EUR_eng.asp
- **29 December 2006: detailed presentation of December data at a press conference**
- **From January 2007: collection of prices in euros**
- **10 January 2007: release of special Rapid Reports**
www.stat.si/eng/novica_prikazi.aspx?id=668
- **9 February 2007: detailed presentation of January data at a press conference**

Subgroups where the monthly price increase in January 2007 was higher than in the previous years in January (in %)

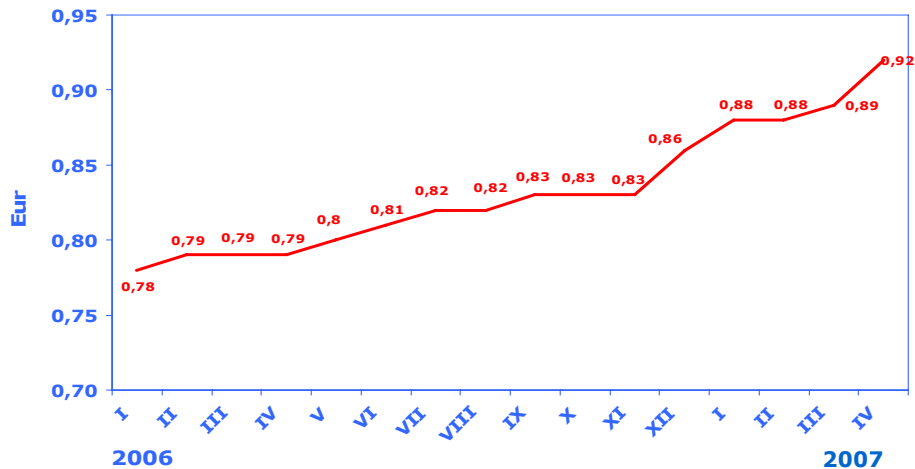
	2002	2003	2004	2005	2006	2007	<i>Impact in January 07 in pts</i>
Recreational and sport services	0.3	0.0	0.2	1.2	0.3	3.5	0.03
Personal services	2.3	0.0	0.0	-0.1	1.3	2.7	0.02
Footwear services	0.0	0.0	0.0	0.0	0.4	2.3	0.00
Repair of household equip.	0.8	0.0	0.0	0.7	0.0	2.1	0.00
Services in restaurants and cafes	1.1	1.2	0.2	0.5	0.5	2.0	0.07
Repairs of equipment and accessories	0.9	0.1	0.8	0.0	0.0	1.2	0.00
Services related to means of transport	0.9	0.2	0.2	0.1	0.1	1.0	0.01

Price changes from December 2006 to February 2007

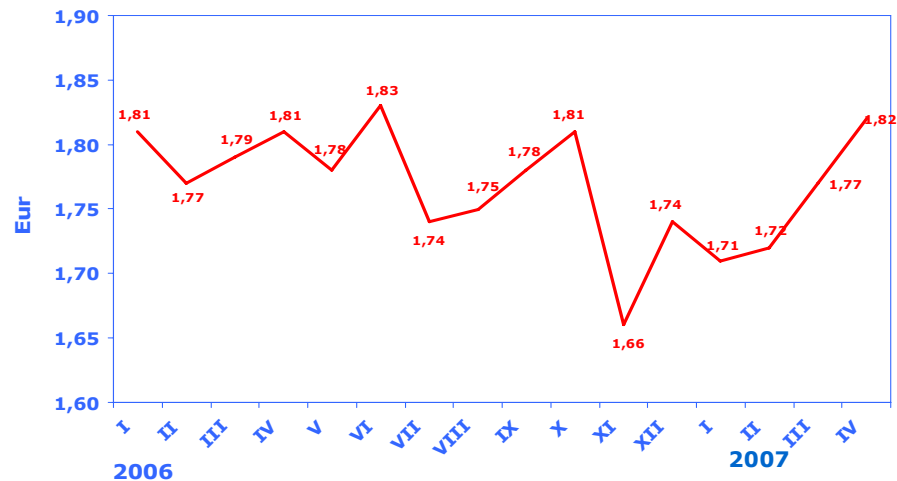


Prices for selected items in EUR

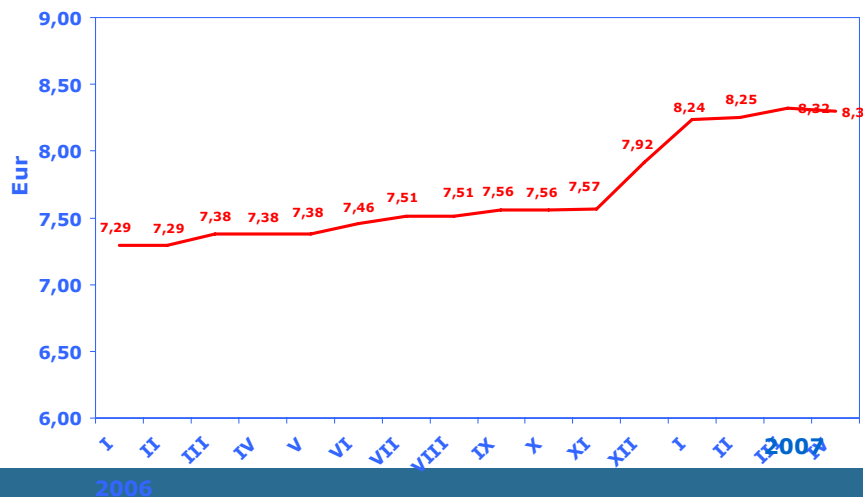
Espresso in restaurants, cafes



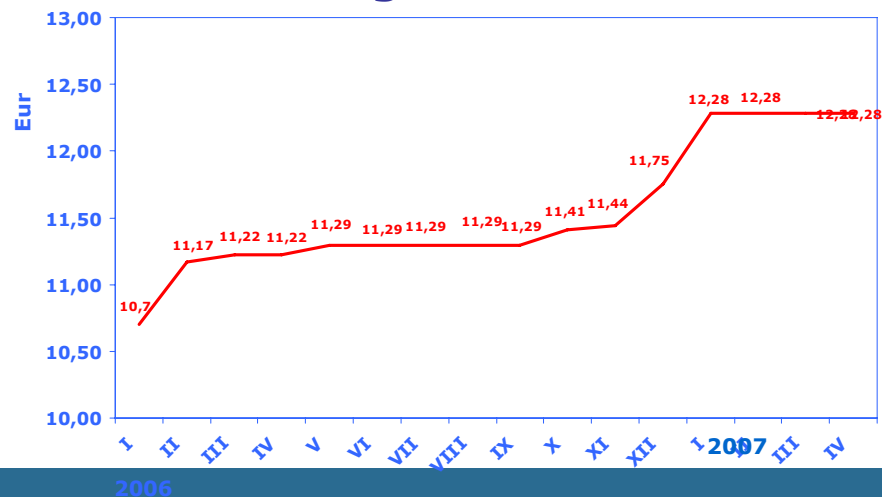
Rice, medium grains(kg)



Quality wine in restaurants (I)



Hair cutting for men



Impact of the changeover on inflation:

- Most rises in prices related to euro adoption happened in **December 2006 and January 2007**
- Due to euro adoption higher prices of **services in hotels and restaurants and some other services**
- According to first estimates from **IMAD**, the total effect of euro adoption on prices was about **0.24** of a percentage point
- **Eurostat's** estimation was around **0.30** of a percentage point

Conclusions:

- **Timely** preparation (project started at SORS in May 2005)
- Extensive **communication** – creation of Euro website, press conferences)
- **Co-operation** with external bodies (NCB, CA, IMAD) proved beneficial
- **Distribution of work** and responsibility among them