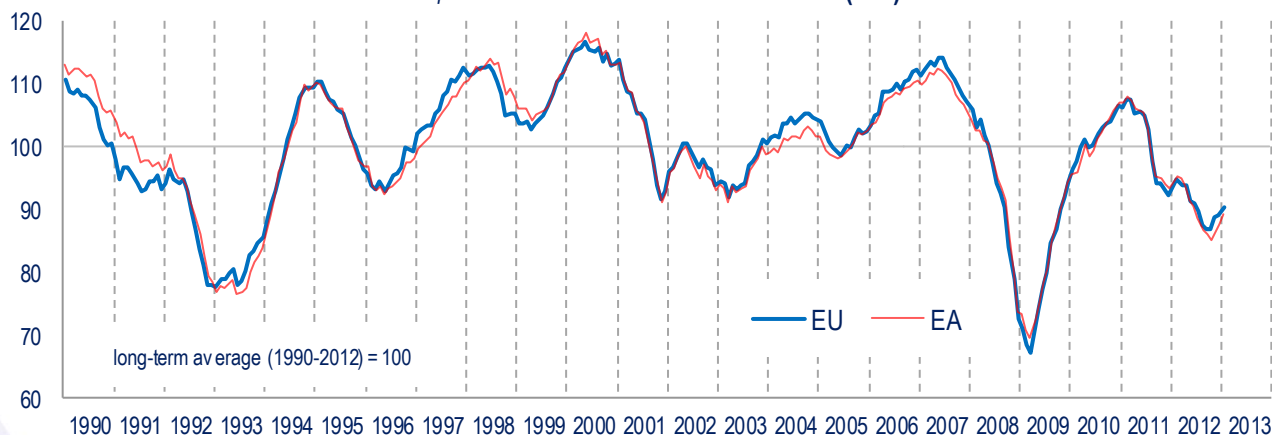


BUSINESS AND CONSUMER SURVEY RESULTS

January 2013

Graph 1: Economic sentiment indicator (s.a.)



source: European Commission services

Economic sentiment increases in both the EU and the euro area

In January the *Economic Sentiment Indicator* (ESI) increased by 1.4 points in both the EU (to 90.6) and the euro area (to 89.2)¹. In the EU, confidence improved in services, construction, retail trade and among consumers, while deteriorating slightly in industry. In the euro area, confidence picked up in construction, services and among consumers and remained broadly unchanged in industry and retail trade. In both regions, the ESI rose for the third consecutive month but remains well below its long-term average.

Among the seven largest EU Member States, the ESI registered increases in Germany (+2.5), the Netherlands (+1.0), Spain (+0.5) and the UK (+0.5). It remained unchanged in Italy and broadly stable in France (-0.3), while deteriorating in Poland (-1.3).

Confidence in *industry* deteriorated slightly in the EU (-0.5) and remained broadly stable in the euro area (+0.3). The benign development in the euro area is due to more positive assessments of *stocks of finished products* and better *production expectations*, while the assessment of the current level of *overall order books* deteriorated. In the EU, the decline in confidence was driven by more negative assessments of *stocks of finished products* and current levels of *overall order books*, while *production expectations* remained unchanged. In both areas, the current level of *export order books* was assessed markedly more negatively. Managers' assessment of their companies' *past production* improved slightly in the euro area and remained unchanged in the EU.

Confidence in *services* increased (markedly) in the EU (+3.7) and the euro area (+1.0), fuelled by higher *demand expectations* and a better assessment of the *past business situation*. Managers' views on *past demand* improved in the EU and remained broadly stable in the euro area. Confidence in *retail trade* increased in the EU (+0.8) and remained broadly unchanged in the euro area (+0.3). In the EU, *business expectations* improved and the *volume of stocks* was seen more positively while the perceived *present business situation* remained broadly stable. In the euro area, the strong increase in the *expected business situation* more than offset the more negative assessments of the current *volume of stocks* and *present business situation*. Confidence in the *construction* sector improved markedly in both the EU (+3.9) and the euro area (+4.6). In both areas, the increase was driven by both components of the confidence indicator, i.e. *order books* and *employment expectations*.

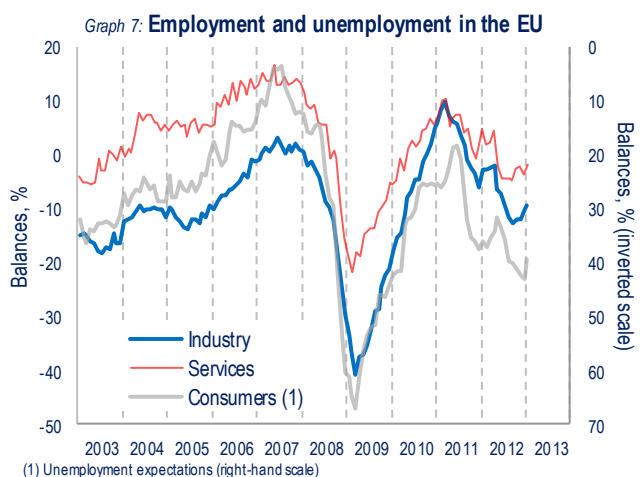
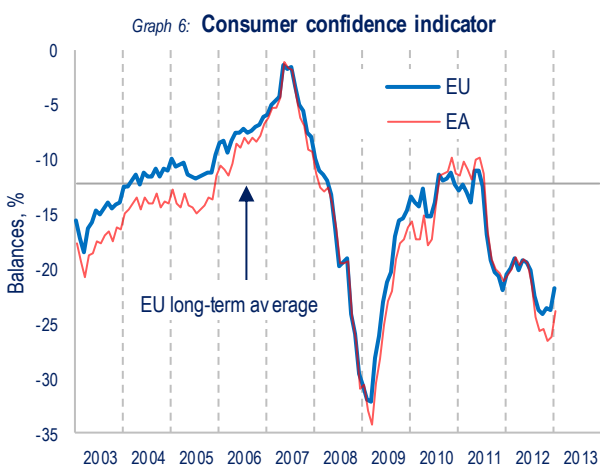
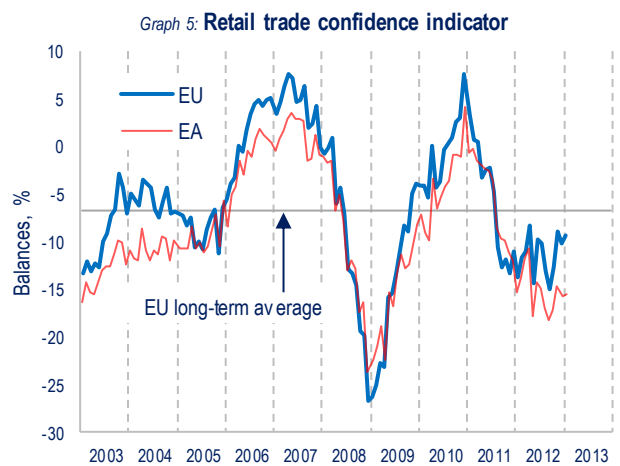
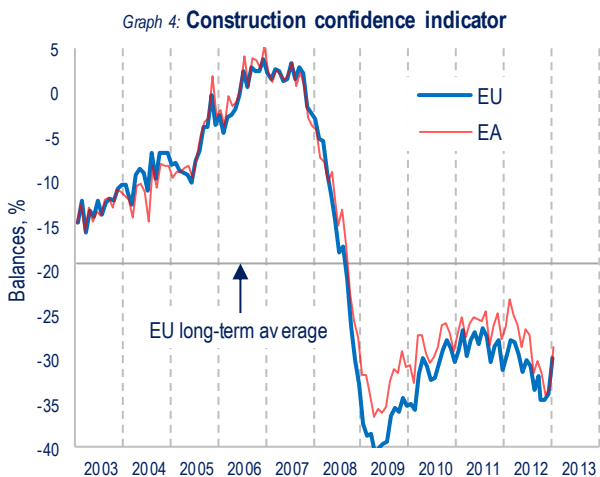
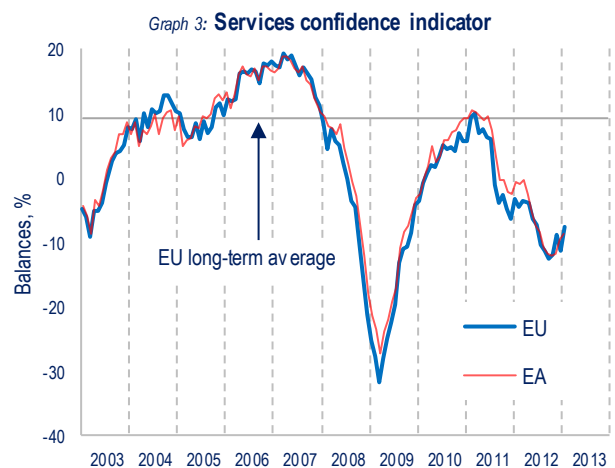
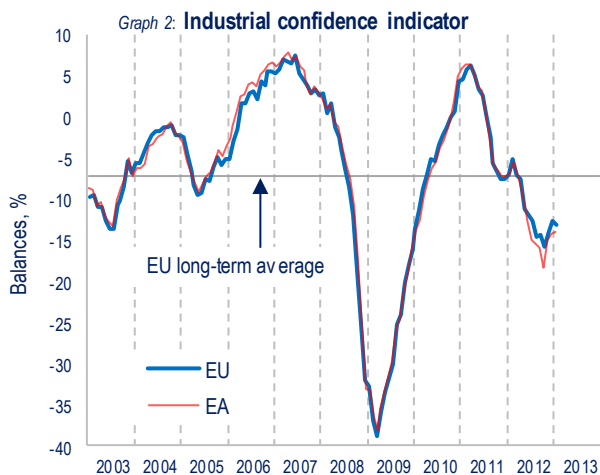
Employment prospects were assessed less pessimistically across all sectors in both regions. However, for industry and services in the euro area, improvements were minor. *Selling price expectations* decreased in both regions and across sectors except for EU retailers, who envisaged price increases.

¹ Note: due to the annual updating of country weights and the inclusion of 2012 in the standardisation sample (1990-2012), data in the January 2013 publication have been revised for previous periods. In particular the inclusion of 2012 in the standardisation sample leads to (in general: upward) revisions of the ESI, at both aggregate (EU/euro area) and country level.

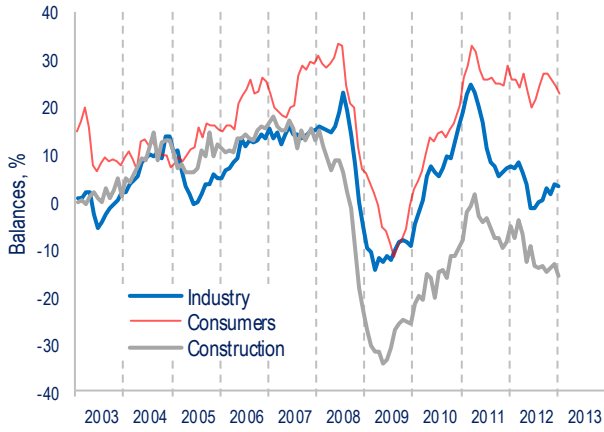
Consumer confidence increased in both the EU (+2.0) and the euro area (+2.4). These developments are underpinned by all components. In both regions, pessimism about the *future general economic situation* and *unemployment trends* eased significantly and respondents' expectations about their *households' financial situation* and their *savings* over the next 12 months improved.

Confidence in *financial services*, which is not included in the ESI, increased in both the EU (+1.0) and the euro area (+2.6). The increases were driven mainly by improved assessments of *past demand* and significantly better *demand expectations*. Managers' assessment of the *past business situation* improved in the euro area and deteriorated in the EU.

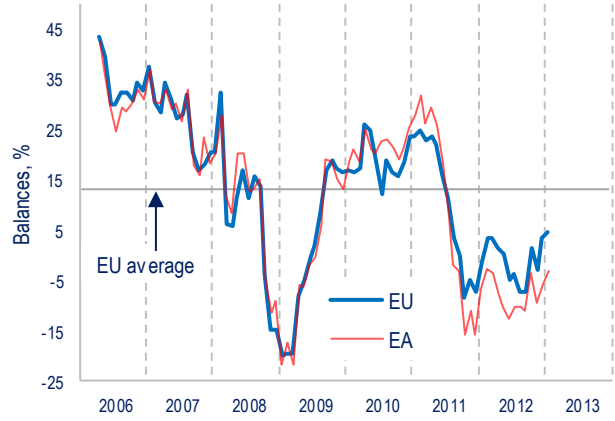
In the quarterly survey of the manufacturing industry, carried out in January, industrial managers in the EU and the euro area reported no changes in the *number of months of production assured by orders on hand* compared with the previous survey carried out in October. However, their assessment of *new orders* was much more positive and *export volume expectations* were significantly higher. Managers' appraisal of their *competitive position on foreign markets outside the EU* improved in the EU but deteriorated in the euro area. The balance of managers reporting more than sufficient, rather than insufficient, *production capacity* decreased. Accordingly, *capacity utilisation* improved slightly, to 77.6% in the EU and 77.2% in the euro area.



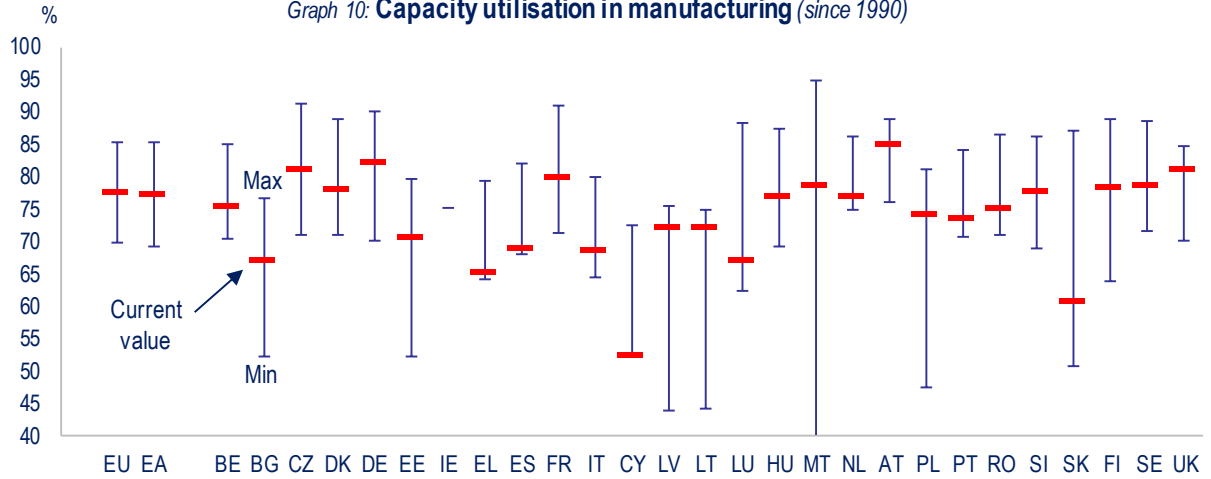
Graph 8: Price expectations in the EU



Graph 9: Financial services confidence indicator



Graph 10: Capacity utilisation in manufacturing (since 1990)



Graph 11: Capacity utilisation in manufacturing

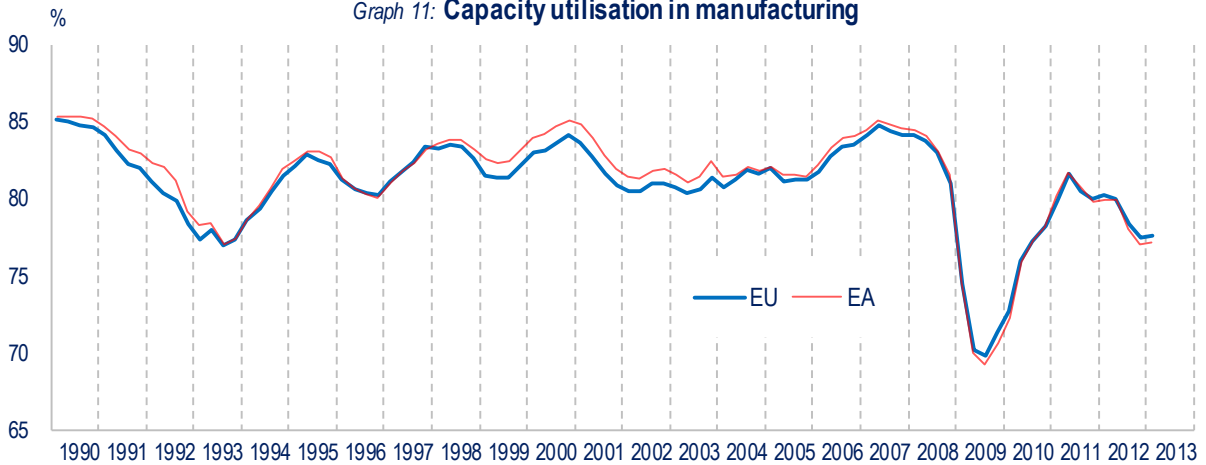


TABLE 1*: Indicators of confidence and economic sentiment (s.a.)

| | | Since 1990 (*) | | | | | 2012 | | | | | | | | | | | | 2013 |
|----|-----------------|----------------|-------|-------|-------|-------|-------|-------|-------|-------|-------|-------|-------|-------|-------|-------|-------|-------|------|
| | | Min. | | Ave. | Max. | | Feb | Mar | Apr | May | Jun | Jul | Aug | Sep | Oct | Nov | Dec | Jan | |
| | | Date | Value | | Date | Value | | | | | | | | | | | | | |
| EU | 1. Industry | 03-09 | -38.8 | -7.2 | 06-07 | 7.4 | -5.2 | -7.1 | -7.5 | -11.1 | -12.0 | -12.7 | -14.5 | -14.4 | -15.7 | -14.1 | -12.6 | -13.1 | |
| | 2. Services | 03-09 | -32.0 | 9.1 | 06-98 | 33.5 | -4.5 | -3.6 | -3.8 | -6.3 | -7.4 | -10.4 | -11.5 | -12.6 | -11.9 | -8.9 | -11.3 | -7.6 | |
| | 3. Consumer | 03-09 | -32.2 | -12.2 | 08-00 | 1.6 | -20.0 | -19.1 | -20.1 | -19.2 | -19.5 | -20.1 | -22.6 | -23.8 | -24.2 | -23.6 | -23.9 | -21.9 | |
| | 4. Retail trade | 12-08 | -26.8 | -6.8 | 04-07 | 7.6 | -11.8 | -11.2 | -8.3 | -14.5 | -9.9 | -10.2 | -13.3 | -15.0 | -12.7 | -9.1 | -10.3 | -9.5 | |
| | 5. Construction | 06-93 | -45.4 | -19.1 | 12-06 | 3.8 | -27.8 | -28.2 | -29.5 | -31.5 | -30.1 | -30.8 | -33.5 | -32.0 | -34.6 | -34.7 | -33.9 | -30.0 | |
| | = 6. ESI | 03-09 | 67.2 | 100.0 | 05-00 | 116.8 | 94.8 | 93.9 | 94.0 | 91.3 | 91.2 | 89.7 | 87.7 | 86.9 | 86.9 | 88.9 | 89.2 | 89.6 | |
| EA | 1. Industry | 03-09 | -38.2 | -6.8 | 04-07 | 7.8 | -5.5 | -7.0 | -8.8 | -11.2 | -12.7 | -15.0 | -15.3 | -15.9 | -18.2 | -14.9 | -14.2 | -13.9 | |
| | 2. Services | 03-09 | -27.3 | 10.0 | 08-98 | 35.3 | -1.0 | -0.4 | -2.5 | -5.3 | -7.5 | -8.6 | -10.9 | -12.0 | -12.2 | -12.0 | -9.8 | -8.8 | |
| | 3. Consumer | 03-09 | -34.3 | -13.1 | 05-00 | 2.4 | -20.1 | -18.9 | -19.7 | -19.1 | -19.6 | -21.3 | -24.4 | -25.7 | -25.5 | -26.7 | -26.3 | -23.9 | |
| | 4. Retail trade | 01-93 | -24.9 | -9.2 | 06-90 | 5.3 | -13.9 | -11.9 | -10.9 | -18.0 | -14.3 | -14.9 | -17.1 | -18.4 | -17.3 | -14.8 | -15.9 | -15.6 | |
| | 5. Construction | 09-93 | -46.1 | -17.8 | 02-90 | 6.1 | -23.3 | -25.1 | -26.1 | -28.7 | -26.7 | -27.3 | -31.5 | -30.3 | -31.6 | -34.1 | -33.3 | -28.7 | |
| | = 6. ESI | 03-09 | 69.8 | 100.0 | 05-00 | 118.2 | 95.3 | 95.2 | 93.7 | 91.4 | 90.7 | 88.7 | 86.9 | 86.0 | 85.2 | 86.6 | 87.8 | 89.2 | |
| BE | 1. Industry | 03-09 | -33.8 | -9.8 | 06-07 | 6.9 | -8.0 | -10.3 | -12.6 | -14.9 | -17.6 | -16.0 | -14.4 | -16.1 | -16.7 | -17.1 | -14.3 | -16.0 | |
| | 2. Services | 04-09 | -42.9 | 11.6 | 08-07 | 32.2 | 2.4 | 6.9 | 2.5 | -2.2 | -4.1 | 0.6 | -1.7 | -1.2 | -5.0 | -5.7 | -0.5 | 1.6 | |
| | 3. Consumer | 02-09 | -26.5 | -6.7 | 12-00 | 16.2 | -20.6 | -12.5 | -12.0 | -10.1 | -10.0 | -12.3 | -15.3 | -14.3 | -18.6 | -25.6 | -25.3 | -22.5 | |
| | 4. Retail trade | 01-09 | -27.9 | -3.8 | 10-10 | 13.7 | -14.0 | -16.0 | -12.0 | -16.4 | -10.0 | -11.2 | -17.8 | -15.5 | -14.8 | -7.6 | -9.6 | -8.5 | |
| | 5. Construction | 11-95 | -35.1 | -9.2 | 02-90 | 9.7 | -8.9 | -12.2 | -12.3 | -12.5 | -14.0 | -14.8 | -16.0 | -15.1 | -16.5 | -19.3 | -18.4 | -18.3 | |
| | = 6. ESI | 03-09 | 71.0 | 100.0 | 06-07 | 116.2 | 94.9 | 96.3 | 94.5 | 92.3 | 90.9 | 92.7 | 91.4 | 91.5 | 89.7 | 87.5 | 89.8 | 90.4 | |
| BG | 1. Industry | 06-93 | -32.1 | -6.3 | 01-08 | 12.3 | -5.8 | -2.7 | -6.1 | -7.9 | -8.2 | -7.0 | -8.6 | -9.8 | -11.6 | -10.5 | -7.6 | -10.8 | |
| | 2. Services | 06-10 | -13.6 | 11.1 | 03-07 | 33.4 | -0.4 | 4.6 | 3.6 | 6.2 | 10.4 | 9.1 | 8.8 | 3.7 | 3.6 | 3.5 | 5.3 | 2.5 | |
| | 3. Consumer | 04-09 | -50.1 | -33.5 | 08-01 | -13.0 | -43.2 | -43.6 | -42.8 | -42.5 | -40.5 | -43.0 | -43.3 | -46.6 | -47.1 | -43.7 | -43.1 | -41.0 | |
| | 4. Retail trade | 07-09 | -14.8 | 14.8 | 08-94 | 31.8 | -4.2 | 1.0 | 6.6 | 9.5 | 6.4 | 11.5 | 9.7 | 9.4 | 4.0 | 4.7 | 4.6 | 2.6 | |
| | 5. Construction | 10-09 | -56.0 | -24.5 | 11-07 | 23.9 | -48.5 | -47.0 | -42.5 | -40.6 | -39.6 | -37.7 | -41.4 | -40.1 | -39.2 | -39.3 | -44.9 | -39.3 | |
| | = 6. ESI | 05-93 | 72.4 | 100.0 | 04-07 | 119.4 | 94.0 | 97.5 | 96.1 | 96.2 | 97.9 | 97.5 | 96.2 | 93.0 | 92.1 | 93.4 | 95.3 | 94.0 | |
| CZ | 1. Industry | 02-09 | -35.6 | 2.5 | 06-00 | 29.8 | 1.3 | 1.6 | -1.9 | -3.3 | -6.1 | -9.7 | -9.9 | -9.5 | -9.5 | -12.6 | -7.7 | -10.2 | |
| | 2. Services | 09-09 | 6.4 | 34.8 | 02-07 | 52.6 | 26.7 | 27.9 | 26.9 | 25.4 | 24.6 | 22.5 | 24.0 | 25.1 | 22.8 | 23.3 | 23.8 | 24.8 | |
| | 3. Consumer | 03-98 | -35.8 | -12.9 | 10-06 | 3.9 | -26.3 | -29.6 | -28.1 | -30.0 | -27.0 | -26.5 | -26.9 | -29.0 | -27.5 | -27.0 | -27.3 | -29.7 | |
| | 4. Retail trade | 02-99 | -1.3 | 14.8 | 11-07 | 29.5 | 10.0 | 12.1 | 7.9 | 8.7 | 8.6 | 9.1 | 9.1 | 13.7 | 11.7 | 8.8 | 12.4 | 9.8 | |
| | 5. Construction | 02-99 | -54.9 | -18.7 | 01-05 | 5.3 | -44.8 | -44.6 | -43.7 | -45.1 | -46.5 | -43.1 | -43.2 | -44.3 | -41.3 | -47.3 | -45.5 | -45.5 | |
| | = 6. ESI | 01-99 | 72.8 | 100.0 | 02-07 | 118.3 | 92.2 | 92.5 | 90.3 | 88.5 | 88.1 | 85.9 | 87.0 | 87.0 | 86.3 | 85.1 | 87.4 | 86.1 | |
| DK | 1. Industry | 02-09 | -34.5 | -0.9 | 09-94 | 16.7 | 10.0 | 3.0 | 5.2 | -1.4 | -0.4 | 1.3 | -0.7 | -0.5 | -5.7 | 1.5 | 0.1 | 3.4 | |
| | 2. Services | : | : | : | : | : | : | : | : | : | : | : | : | : | : | : | : | : | |
| | 3. Consumer | 10-90 | -11.8 | 7.3 | 11-06 | 19.0 | 5.6 | 10.7 | 9.8 | 6.9 | 6.5 | 7.0 | 7.8 | 5.0 | 4.2 | 7.6 | 6.1 | 3.7 | |
| | 4. Retail trade | : | : | : | : | : | : | : | : | : | : | : | : | : | : | : | : | : | |
| | 5. Construction | 10-09 | -50.0 | -9.8 | 11-06 | 24.2 | -21.2 | -13.5 | -15.5 | -20.8 | -21.9 | -23.3 | -19.8 | -17.7 | -12.9 | -13.2 | -17.5 | -19.1 | |
| | = 6. ESI | 02-09 | 69.2 | 100.0 | 09-94 | 117.1 | 100.4 | 97.8 | 101.1 | 95.5 | 94.5 | 96.0 | 96.8 | 95.2 | 90.5 | 96.4 | 95.5 | 93.9 | |
| DE | 1. Industry | 03-09 | -42.5 | -8.0 | 02-11 | 16.0 | 2.6 | -1.5 | -2.5 | -5.8 | -8.4 | -13.0 | -13.5 | -15.9 | -18.1 | -13.4 | -12.7 | -10.2 | |
| | 2. Services | 02-09 | -23.8 | 18.5 | 03-99 | 50.1 | 18.8 | 14.8 | 14.7 | 13.2 | 8.8 | 5.1 | 4.1 | 5.4 | 0.7 | 1.6 | 5.3 | 6.9 | |
| | 3. Consumer | 04-09 | -32.9 | -9.2 | 11-10 | 10.9 | -0.8 | -0.6 | -2.3 | 0.4 | -1.3 | -4.6 | -8.8 | -10.3 | -9.3 | -10.2 | -10.4 | -7.6 | |
| | 4. Retail trade | 01-03 | -37.4 | -12.0 | 12-90 | 22.3 | -6.9 | -1.6 | -3.9 | -13.6 | -10.8 | -9.3 | -14.0 | -13.6 | -13.0 | -10.6 | -10.5 | -8.4 | |
| | 5. Construction | 12-02 | -55.4 | -29.8 | 02-90 | 2.2 | -7.4 | -8.9 | -10.3 | -9.9 | -9.5 | -10.9 | -9.9 | -9.2 | -11.4 | -9.6 | -10.4 | -6.2 | |
| | = 6. ESI | 03-09 | 72.1 | 100.0 | 08-90 | 119.3 | 106.8 | 104.4 | 103.4 | 101.9 | 100.5 | 96.7 | 95.7 | 94.6 | 93.2 | 95.5 | 96.6 | 99.1 | |
| EE | 1. Industry | 03-09 | -39.1 | 3.1 | 12-06 | 28.5 | 1.0 | 3.9 | -0.8 | -2.4 | 3.8 | -1.3 | 2.0 | -2.2 | -4.1 | -6.0 | -6.9 | -3.4 | |
| | 2. Services | 02-09 | -50.3 | 11.2 | 01-06 | 38.3 | 13.4 | 15.0 | 15.7 | 13.0 | 10.1 | 12.3 | 9.9 | 9.4 | 10.9 | 10.0 | 17.7 | 13.5 | |
| | 3. Consumer | 04-93 | -56.3 | -17.6 | 04-06 | 12.8 | -13.8 | -12.9 | -11.5 | -8.1 | -9.4 | -9.8 | -9.2 | -10.4 | -13.5 | -14.6 | -8.0 | -6.4 | |
| | 4. Retail trade | 06-09 | -45.6 | 7.3 | 04-07 | 35.6 | 16.3 | 22.6 | 23.7 | 19.2 | 14.3 | 12.6 | 9.5 | 10.8 | 12.7 | 14.9 | 15.8 | 14.6 | |
| | 5. Construction | 04-09 | -76.0 | -0.1 | 05-06 | 48.8 | -1.1 | 8.3 | 9.5 | 8.6 | 4.1 | 3.4 | -2.8 | -1.5 | 8.3 | 3.8 | 3.9 | 1.0 | |
| | = 6. ESI | 03-09 | 69.6 | 100.0 | 09-06 | 117.4 | 101.9 | 103.8 | 102.9 | 101.8 | 102.8 | 101.6 | 102.2 | 100.5 | 100.0 | 99.3 | 101.8 | 102.0 | |
| IE | 1. Industry | : | : | : | : | : | : | : | : | : | : | : | : | : | : | : | : | : | |
| | 2. Services | : | : | : | : | : | : | : | : | : | : | : | : | : | : | : | : | : | |
| | 3. Consumer | 05-09 | -33.5 | -7.4 | 01-00 | 19.1 | -25.8 | -22.5 | -23.0 | -22.1 | -23.9 | -20.5 | -22.3 | -26.8 | -23.4 | -19.8 | -16.6 | -16.3 | |
| | 4. Retail trade | : | : | : | : | : | : | : | : | : | : | : | : | : | : | : | : | : | |
| | 5. Construction | : | : | : | : | : | : | : | : | : | : | : | : | : | : | : | : | : | |
| | = 6. ESI | : | : | : | : | : | : | : | : | : | : | : | : | : | : | : | : | : | |
| EL | 1. Industry | 03-09 | -36.6 | -3.8 | 03-00 | 13.3 | -23.6 | -21.6 | -19.3 | -21.9 | -24.9 | -25.5 | -25.4 | -21.8 | -20.1 | -17.6 | -11.7 | -13.7 | |
| | 2. Services | 10-12 | -46.0 | 11.3 | 08-00 | 58.7 | -30.6 | -32.2 | -31.3 | -31.1 | -43.2 | -42.8 | -41.8 | -40.9 | -46.0 | -38.4 | -31.4 | -28.6 | |
| | 3. Consumer | 10-11 | -83.8 | -36.9 | 04-00 | -5.8 | -83.5 | -79.3 | -78.7 | -75.8 | -70.4 | -64.7 | -65.2 | -75.6 | -77.5 | -74.1 | -72.1 | -71.9 | |
| | 4. Retail trade | 10-12 | -48.4 | -1.5 | 07-07 | 39.0 | -38.7 | -35.8 | -37.6 | -34.9 | -35.2 | -31.0 | -26.6 | -37.0 | -48.4 | -40.1 | -33.5 | -30.5 | |
| | 5. Construction | 08-11 | -77.4 | -19.5 | 04-00 | 32.5 | -56.2 | -60.5 | -58.7 | -61.3 | -61.8 | -56.3 | -52.6 | -58.2 | -53.3 | -56.7 | -63.1 | -58.6 | |
| | = 6. ESI | 03-09 | 74.4 | 100.0 | 07-00 | 118.7 | 78.2 | 79.0 | 80.4 | 79.2 | 77.3 | 79.4 | 80.2 | 79.4 | 79.2 | 82.1 | 86.9 | 85.8 | |
| ES | 1. Industry | 01-93 | -43.2 | -10.2 | 11-97 | 7.1 | -14.2 | -15.5 | -17.5 | -15.6 | -19.0 | -18.6 | -22.2 | -19.3 | -20.5 | -17.2 | -16.0 | -18.6 | |
| | 2. Services | 01-09 | -38.7 | 10.7 | 06-98 | 54.0 | -15.1 | -13.4 | -18.0 | -23.3 | -17.5 | -22.3 | -24.6 | -32.8 | -22.2 | -25.0 | -26.1 | -23.8 | |
| | 3. Consumer | 02-09 | -47.6 | -14.2 | 03-00 | 5.3 | -24.7 | -28.9 | -28.6 | -33.2 | -25.1 | -29.2 | -39.7 | -36.8 | -35.8 | -37.7 | -40.0 | -32.5 | |
| | 4. Retail trade | 02-93 | -36.0 | -10.6 | 06-00 | 9.5 | -22.2 | -22.2 | -21.2 | -23.8 | -17.6 | -21.0 | -23.7 | -25.5 | -20.5 | -16.1 | -18.0 | -20.3 | |
| | 5. Construction | 11-12 | -67.0 | -9.2 | 12-98 | 39.5 | -45.3 | -47.6 | -50.9 | -56.6 | -49.0 | -45.4 | -64.5 | -56.7 | -56.6 | -67.0 | -60.7 | -41.6 | |
| | = 6. ESI | 01-93 | 72.8 | 100.0 | 06-98 | 115.9 | 92.8 | 91.7 | 89.9 | 89.0 | 90.0 | 88.6 | 83.7 | 85.1 | 86.8 | 87.3 | 87.7 | 88.2 | |
| FR | 1. Industry | 07-93 | -40.8 | -7.6 | 06-00 | 18.2 | -12.7 | -10.8 | -14.0 | -15.4 | -17.7 | -17.7 | -17.9 | -16.4 | -22.6 | -17.3 | -18.3 | -19.2 | |
| | 2. Services | 04-09 | -28.8 | 0.4 | 01-90 | 16 | | | | | | | | | | | | | |

TABLE 1* (continued) : Indicators of confidence and economic sentiment (s.a.)

| | | Since 1990 (*) | | | | 2012 | | | | | | | | | | | | 2013 |
|----|-----------------|----------------|-------|-------|-------|-------|-------|-------|-------|-------|-------|-------|-------|-------|-------|-------|-------|-------|
| | | Min. | | Ave. | Max. | | Feb | Mar | Apr | May | Jun | Jul | Aug | Sep | Oct | Nov | Dec | Jan |
| | | Date | Value | | Date | Value | | | | | | | | | | | | |
| LT | 1. Industry | 04-09 | -41.4 | -12.1 | 08-07 | 9.8 | -9.9 | -13.8 | -12.9 | -10.7 | -11.1 | -10.9 | -16.6 | -12.2 | -13.8 | -16.4 | -11.4 | -9.6 |
| | 2. Services | 03-09 | -47.2 | 8.8 | 07-06 | 34.3 | 4.9 | 8.0 | 7.6 | 4.0 | 2.4 | 4.9 | 3.4 | 4.1 | 6.1 | 5.4 | 3.9 | 3.8 |
| | 3. Consumer | 01-09 | -56.1 | -16.9 | 05-07 | 9.2 | -22.2 | -21.3 | -21.7 | -19.5 | -17.2 | -20.1 | -19.4 | -22.2 | -18.9 | -13.9 | -13.0 | -13.7 |
| | 4. Retail trade | 04-09 | -57.8 | -2.2 | 01-07 | 41.7 | -1.4 | -2.3 | 4.8 | -12.3 | -3.7 | -19.0 | -19.9 | -12.2 | -14.4 | -14.8 | -9.9 | : |
| | 5. Construction | 05-09 | -92.9 | -35.6 | 01-07 | 13.4 | -36.9 | -36.9 | -32.5 | -34.9 | -34.0 | -36.4 | -31.2 | -31.2 | -35.7 | -31.0 | -30.6 | -24.4 |
| | = 6. ESI | 04-09 | 70.4 | 100.0 | 07-06 | 118.1 | 100.5 | 99.8 | 100.3 | 100.0 | 100.4 | 99.9 | 97.9 | 99.3 | 99.3 | 99.5 | 101.5 | 102.0 |
| LU | 1. Industry | 03-09 | -53.9 | -13.9 | 04-95 | 24.1 | -25.9 | -17.1 | -34.2 | -42.6 | -28.6 | -32.7 | -33.4 | -28.2 | -43.2 | -36.7 | -46.3 | -42.4 |
| | 2. Services | : | : | : | : | : | : | : | : | : | : | : | : | : | : | : | : | : |
| | 3. Consumer | 12-08 | -20.7 | -0.4 | 02-02 | 13.4 | -6.5 | -5.8 | -5.9 | -6.0 | -6.2 | -4.2 | -8.4 | -10.0 | -15.1 | -13.2 | -12.7 | -12.0 |
| | 4. Retail trade | : | : | : | : | : | : | : | : | : | : | : | : | : | : | : | : | : |
| | 5. Construction | 03-94 | -70.9 | -23.5 | 03-90 | 26.4 | -4.3 | -5.2 | -8.3 | -11.9 | -11.9 | -17.8 | -23.2 | -28.9 | -26.9 | -17.9 | -20.5 | -24.3 |
| | = 6. ESI | 03-09 | 73.2 | 100.0 | 04-95 | 122.8 | 91.4 | 97.2 | 86.4 | 83.1 | 89.5 | 89.0 | 87.2 | 89.1 | 78.6 | 82.7 | 78.9 | 79.5 |
| HU | 1. Industry | 03-09 | -34.7 | -4.5 | 04-98 | 10.4 | -3.7 | 0.0 | 0.0 | -8.6 | -9.1 | -7.9 | -10.9 | -11.5 | -7.3 | -8.6 | -8.7 | -5.6 |
| | 2. Services | 03-09 | -44.2 | -10.4 | 03-02 | 13.8 | -26.8 | -20.9 | -23.2 | -21.3 | -22.4 | -21.6 | -19.0 | -22.5 | -23.6 | -20.1 | -11.3 | -17.1 |
| | 3. Consumer | 04-09 | -68.8 | -33.8 | 08-02 | 0.2 | -49.0 | -47.4 | -45.9 | -51.9 | -48.3 | -48.1 | -48.2 | -45.6 | -50.1 | -48.9 | -47.9 | -42.1 |
| | 4. Retail trade | 03-09 | -41.1 | -10.3 | 03-98 | 10.3 | -17.3 | -8.5 | -8.4 | -14.1 | -12.2 | -13.0 | -13.4 | -13.4 | -19.8 | -10.6 | -11.0 | -8.6 |
| | 5. Construction | 04-09 | -56.0 | -19.1 | 08-98 | 11.5 | -49.2 | -42.5 | -43.0 | -44.6 | -45.2 | -43.1 | -45.4 | -48.4 | -49.0 | -41.6 | -45.9 | -43.0 |
| | = 6. ESI | 03-09 | 58.6 | 100.0 | 04-98 | 121.3 | 88.4 | 93.8 | 93.2 | 86.4 | 87.9 | 89.2 | 89.2 | 87.4 | 88.8 | 88.8 | 93.1 | 94.9 |
| MT | 1. Industry | 03-09 | -31.6 | -5.6 | 03-08 | 18.8 | -6.7 | -8.0 | -5.6 | -1.4 | -2.5 | -1.6 | 2.7 | -13.7 | -7.0 | -11.1 | -5.8 | -3.7 |
| | 2. Services | 03-09 | -22.0 | 19.5 | 05-07 | 65.2 | 6.9 | 11.8 | 6.8 | 9.5 | 13.7 | 13.5 | 17.7 | 14.6 | 9.9 | 17.4 | 10.5 | 7.9 |
| | 3. Consumer | 04-11 | -41.3 | -27.3 | 03-08 | -3.1 | -38.5 | -39.2 | -37.7 | -40.5 | -39.4 | -36.3 | -39.3 | -36.6 | -35.5 | -32.9 | -24.5 | -21.1 |
| | 4. Retail trade | : | : | : | : | : | : | : | : | : | : | : | : | : | : | : | : | : |
| | 5. Construction | 03-09 | -53.7 | -30.9 | 05-08 | 1.9 | -27.2 | -30.2 | -32.5 | -38.4 | -44.7 | -21.1 | -40.6 | -24.5 | -30.8 | -27.4 | -31.7 | -41.5 |
| | = 6. ESI | 03-09 | 75.2 | 100.0 | 03-08 | 126.1 | 93.6 | 94.3 | 94.4 | 95.5 | 95.1 | 98.2 | 99.1 | 93.9 | 95.9 | 96.2 | 98.4 | 98.7 |
| NL | 1. Industry | 02-09 | -25.4 | -2.9 | 10-06 | 7.6 | -4.2 | -5.1 | -6.3 | -8.0 | -8.0 | -8.3 | -7.6 | -8.7 | -9.7 | -9.6 | -9.5 | -10.1 |
| | 2. Services | 03-09 | -41.6 | 6.7 | 04-07 | 46.5 | -7.4 | -7.9 | -9.4 | -10.3 | -12.9 | -10.4 | -12.2 | -11.1 | -10.1 | -11.5 | -10.2 | -11.4 |
| | 3. Consumer | 12-12 | -27.5 | 1.8 | 03-00 | 30.8 | -22.6 | -23.6 | -17.1 | -23.3 | -23.8 | -18.5 | -18.1 | -17.4 | -15.8 | -27.0 | -27.5 | -21.7 |
| | 4. Retail trade | 06-09 | -16.9 | 12.3 | 10-99 | 33.3 | -4.8 | -1.8 | -3.2 | -1.8 | -7.6 | -3.3 | -9.4 | -6.3 | -8.9 | -2.9 | -10.9 | -8.0 |
| | 5. Construction | 12-12 | -47.7 | -5.1 | 12-00 | 27.1 | -29.5 | -32.5 | -32.9 | -39.4 | -40.7 | -42.3 | -34.1 | -45.0 | -43.1 | -46.2 | -47.7 | -46.1 |
| | = 6. ESI | 03-09 | 68.3 | 100.0 | 03-07 | 116.8 | 91.6 | 90.4 | 91.5 | 87.7 | 87.5 | 87.9 | 88.6 | 87.4 | 88.2 | 85.1 | 85.3 | 86.3 |
| AT | 1. Industry | 03-09 | -37.8 | -4.9 | 02-07 | 15.2 | -2.1 | -3.1 | -6.5 | -3.5 | -7.9 | -10.0 | -9.9 | -10.5 | -13.0 | -14.3 | -12.4 | -10.8 |
| | 2. Services | 04-09 | -24.9 | 15.0 | 06-98 | 33.4 | 5.4 | 11.4 | 11.4 | 10.7 | 9.2 | 4.5 | -0.1 | -0.1 | -8.8 | 4.1 | 6.9 | 0.9 |
| | 3. Consumer | 04-09 | -23.0 | -0.9 | 06-07 | 16.3 | -10.0 | -8.0 | -4.5 | -2.8 | -6.2 | -6.6 | -10.8 | -13.6 | -10.3 | -10.6 | -10.5 | -7.2 |
| | 4. Retail trade | 03-09 | -26.4 | -7.4 | 05-10 | 13.2 | -5.5 | -2.4 | -2.0 | -11.0 | -6.5 | -3.1 | -8.7 | -14.2 | -18.7 | -10.0 | -18.9 | -12.2 |
| | 5. Construction | 04-96 | -56.4 | -18.9 | 07-07 | 5.8 | -4.3 | -2.7 | -5.3 | -0.6 | 1.0 | 1.0 | -9.9 | -10.1 | -11.3 | -7.1 | -6.3 | -14.5 |
| | = 6. ESI | 04-09 | 70.3 | 100.0 | 03-90 | 118.5 | 96.6 | 98.9 | 98.3 | 100.4 | 97.1 | 95.0 | 91.5 | 90.3 | 87.7 | 91.1 | 92.6 | 92.0 |
| PL | 1. Industry | 03-09 | -29.1 | -14.3 | 06-07 | -0.5 | -14.0 | -13.9 | -15.3 | -16.0 | -15.2 | -16.3 | -18.5 | -19.7 | -21.6 | -19.5 | -19.5 | -19.4 |
| | 2. Services | 03-09 | -12.0 | 5.1 | 07-07 | 22.7 | 2.1 | 3.8 | 2.1 | 2.5 | 0.3 | 0.4 | -0.4 | -1.8 | -5.1 | -4.8 | -4.0 | -7.2 |
| | 3. Consumer | 08-01 | -40.1 | -22.3 | 04-08 | -0.5 | -28.6 | -24.4 | -27.1 | -28.8 | -31.0 | -27.5 | -29.1 | -31.9 | -32.6 | -29.9 | -31.6 | -31.7 |
| | 4. Retail trade | 03-03 | -16.8 | -3.3 | 12-07 | 11.9 | -4.6 | -2.6 | -3.2 | -6.1 | -5.7 | -6.3 | -7.5 | -8.7 | -11.1 | -7.9 | -10.3 | -10.0 |
| | 5. Construction | 02-02 | -67.9 | -34.6 | 02-08 | -0.7 | -31.1 | -30.3 | -32.8 | -33.4 | -35.4 | -36.7 | -37.3 | -40.2 | -40.1 | -41.1 | -40.3 | -40.4 |
| | = 6. ESI | 03-09 | 76.4 | 100.0 | 05-96 | 122.8 | 93.7 | 95.9 | 93.6 | 92.9 | 91.5 | 91.5 | 89.7 | 87.5 | 84.7 | 86.8 | 86.7 | 85.4 |
| PT | 1. Industry | 04-09 | -35.7 | -7.6 | 03-98 | 8.7 | -21.3 | -20.2 | -18.3 | -21.4 | -19.1 | -22.2 | -19.6 | -22.8 | -22.6 | -22.8 | -17.8 | -19.5 |
| | 2. Services | 10-12 | -38.0 | -3.6 | 06-01 | 24.7 | -29.0 | -30.7 | -30.7 | -29.3 | -32.7 | -32.8 | -28.6 | -34.2 | -38.0 | -36.8 | -34.1 | -32.7 |
| | 3. Consumer | 10-12 | -60.1 | -26.1 | 07-91 | -0.5 | -53.9 | -52.5 | -52.6 | -52.1 | -49.1 | -50.4 | -51.7 | -58.6 | -60.1 | -58.0 | -57.1 | -56.5 |
| | 4. Retail trade | 12-08 | -30.7 | -2.8 | 07-98 | 14.1 | -25.3 | -24.9 | -23.5 | -23.3 | -21.9 | -22.6 | -24.8 | -26.9 | -25.9 | -24.3 | -23.9 | -25.6 |
| | 5. Construction | 05-12 | -75.1 | -30.7 | 12-97 | 1.9 | -68.6 | -67.9 | -66.1 | -75.1 | -74.5 | -74.1 | -73.2 | -73.6 | -71.2 | -72.1 | -66.8 | -67.7 |
| | = 6. ESI | 04-09 | 74.5 | 100.0 | 03-98 | 116.5 | 79.2 | 80.5 | 81.8 | 80.4 | 81.3 | 79.9 | 82.4 | 77.9 | 76.3 | 76.7 | 81.1 | 79.2 |
| RO | 1. Industry | 09-92 | -22.2 | -2.3 | 06-96 | 27.3 | -1.3 | -0.9 | -0.5 | -0.9 | -2.9 | -4.5 | -3.8 | -4.4 | -4.5 | -3.5 | -4.1 | -3.2 |
| | 2. Services | 06-09 | -19.3 | 14.3 | 06-04 | 56.2 | 6.3 | 2.5 | 3.7 | 5.9 | 5.4 | 4.4 | 0.7 | -2.5 | -3.5 | -0.8 | 3.1 | -6.0 |
| | 3. Consumer | 06-10 | -63.3 | -29.7 | 07-07 | -10.6 | -38.2 | -41.6 | -39.6 | -29.4 | -30.2 | -30.7 | -37.4 | -37.6 | -37.1 | -35.8 | -32.2 | -32.0 |
| | 4. Retail trade | 07-09 | -21.6 | 11.6 | 12-97 | 35.8 | 2.2 | 1.7 | 7.4 | 4.8 | 6.3 | 9.8 | 5.1 | 0.8 | 4.3 | 4.7 | 5.6 | 1.8 |
| | 5. Construction | 09-99 | -60.4 | -13.4 | 06-96 | 34.6 | -24.1 | -24.2 | -20.9 | -20.1 | -18.8 | -21.1 | -23.2 | -25.2 | -27.6 | -26.8 | -29.1 | -29.1 |
| | = 6. ESI | 09-92 | 71.1 | 100.0 | 06-96 | 123.8 | 96.0 | 94.9 | 96.0 | 98.3 | 97.6 | 96.5 | 94.4 | 93.1 | 92.9 | 94.5 | 98.8 | 93.5 |
| SI | 1. Industry | 01-09 | -38.0 | -3.2 | 06-00 | 17.8 | -4.0 | -7.1 | -10.6 | -11.4 | -13.9 | -14.7 | -16.1 | -18.0 | -17.0 | -13.9 | -9.7 | -12.9 |
| | 2. Services | 04-09 | -28.9 | 15.3 | 09-02 | 38.0 | -6.2 | 0.5 | -3.2 | -4.3 | -8.3 | -12.5 | -15.8 | -19.0 | -23.6 | -19.8 | -14.6 | -14.0 |
| | 3. Consumer | 09-12 | -46.1 | -20.3 | 07-07 | -4.1 | -25.1 | -26.3 | -36.6 | -31.9 | -36.7 | -34.8 | -35.4 | -46.1 | -39.7 | -37.7 | -35.9 | -31.3 |
| | 4. Retail trade | 03-09 | -21.6 | 11.2 | 09-07 | 38.2 | 9.5 | 11.2 | 9.8 | 0.4 | 2.6 | -1.0 | -3.3 | 5.2 | -7.9 | -7.9 | -2.6 | 4.9 |
| | 5. Construction | 03-10 | -63.9 | -12.4 | 03-07 | 27.8 | -36.3 | -35.9 | -40.1 | -42.1 | -41.3 | -40.0 | -35.9 | -42.1 | -44.2 | -42.3 | -36.6 | -29.9 |
| | = 6. ESI | 04-09 | 68.6 | 100.0 | 07-07 | 120.1 | 93.2 | 94.0 | 88.2 | 87.5 | 84.2 | 84.3 | 82.3 | 76.7 | 79.2 | 81.3 | 86.0 | 86.7 |
| SK | 1. Industry | 04-09 | -31.8 | 3.3 | 05-96 | 25.8 | -1.9 | 3.9 | 4.3 | 5.3 | 3.9 | -5.3 | -4.8 | 0.4 | -9.7 | -18.5 | -9.4 | -9.6 |
| | 2. Services | 05-09 | -24.0 | 30.8 | 03-02 | 62.6 | 19.2 | 28.8 | 21.2 | 15.7 | 16.5 | 15.3 | 15.6 | 15.5 | 10.5 | 11.2 | 13.0 | 4.9 |
| | 3. Consumer | 09-99 | -49.0 | -24.7 | 12-06 | 6.6 | -31.7 | -31.4 | -21.6 | -23.3 | -25.0 | -25.4 | -27.3 | -32.6 | -36.1 | -31.1 | -36.3 | -36.5 |
| | 4. Retail trade | 03-09 | -22.7 | 8.9 | 11-98 | 34.4 | 11.9 | 14.2 | 12.5 | 9.5 | 4.8 | 11.2 | 6.1 | 7.1 | 10.4 | 9.6 | 10.8 | 6.7 |
| | 5. Construction | 07-99 | -86.1 | -27.4 | 03-97 | 17.5 | -48.7 | -47.7 | -36.7 | -35.9 | -37.8 | -37.8 | -42.0 | -45.0 | -54.4 | -56.4 | -57.2 | -54.5 |
| | = 6. ESI | 04-09 | 65.1 | 100.0 | 05-96 | 121.7 | 93.5 | 98.4 | 99.4 | 97.8 | 96.7 | 92.8 | 92.3 | | | | | |

TABLE 2: Monthly survey of manufacturing industry (s.a.)

| | | Since 1990 (*) | | | | | | 2012 | | | | | | | | | | | 2013 |
|--|-----------------------------|----------------|-------|-------|-------|-------|-------|-------|-------|-------|-------|-------|-------|-------|-------|-------|-------|-------|-------|
| | | Min. | | Ave. | Max. | | Feb | Mar | Apr | May | Jun | Jul | Aug | Sep | Oct | Nov | Dec | Jan | |
| | | Date | Value | | Date | Value | | | | | | | | | | | | | |
| INDUSTRIAL CONFIDENCE INDICATOR ^(a) | EU | 03-09 | -38.8 | -7.2 | 06-07 | 7.4 | -5.2 | -7.1 | -7.5 | -11.1 | -12.0 | -12.7 | -14.5 | -14.4 | -15.7 | -14.1 | -12.6 | -13.1 | |
| | EA | 03-09 | -38.2 | -6.8 | 04-07 | 7.8 | -5.5 | -7.0 | -8.8 | -11.2 | -12.7 | -15.0 | -15.3 | -15.9 | -18.2 | -14.9 | -14.2 | -13.9 | |
| | BE | 03-09 | -33.8 | -9.8 | 06-07 | 6.9 | -8.0 | -10.3 | -12.6 | -14.9 | -17.6 | -16.0 | -14.4 | -16.1 | -16.7 | -17.1 | -14.3 | -16.0 | |
| | BG | 06-93 | -32.1 | -6.3 | 01-08 | 12.3 | -5.8 | -2.7 | -6.1 | -7.9 | -8.2 | -7.0 | -8.6 | -9.8 | -11.6 | -10.5 | -7.6 | -10.8 | |
| | CZ | 02-09 | -35.6 | 2.5 | 06-00 | 29.8 | 1.3 | 1.6 | -1.9 | -3.3 | -6.1 | -9.7 | -9.9 | -9.5 | -9.5 | -12.6 | -7.7 | -10.2 | |
| | DK | 02-09 | -34.5 | -0.9 | 09-94 | 16.7 | 10.0 | 3.0 | 5.2 | -1.4 | -0.4 | 1.3 | -0.7 | -0.5 | -5.7 | 1.5 | 0.1 | 3.4 | |
| | DE | 03-09 | -42.5 | -8.0 | 02-11 | 16.0 | 2.6 | -1.5 | -2.5 | -5.8 | -8.4 | -13.0 | -13.5 | -15.9 | -18.1 | -13.4 | -12.7 | -10.2 | |
| | EE | 03-09 | -39.1 | 3.1 | 12-06 | 28.5 | 1.0 | 3.9 | -0.8 | -2.4 | 3.8 | -1.3 | 2.0 | -2.2 | -4.1 | -6.0 | -6.9 | -3.4 | |
| | IE | : | : | : | : | : | : | : | : | : | : | : | : | : | : | : | : | : | |
| | EL | 03-09 | -36.6 | -3.8 | 03-00 | 13.3 | -23.6 | -21.6 | -19.3 | -21.9 | -24.9 | -25.5 | -25.4 | -21.8 | -20.1 | -17.6 | -11.7 | -13.7 | |
| | ES | 01-93 | -43.2 | -10.2 | 11-97 | 7.1 | -14.2 | -15.5 | -17.5 | -15.6 | -19.0 | -18.6 | -22.2 | -19.3 | -20.5 | -17.2 | -16.0 | -18.6 | |
| | FR | 07-93 | -40.8 | -7.6 | 06-00 | 18.2 | -12.7 | -10.8 | -14.0 | -15.4 | -17.7 | -17.7 | -17.9 | -16.4 | -22.6 | -17.3 | -18.3 | -19.2 | |
| | IT | 03-09 | -34.5 | -4.9 | 02-95 | 14.2 | -12.3 | -11.8 | -14.7 | -18.8 | -16.3 | -18.3 | -18.2 | -18.2 | -18.4 | -16.7 | -15.9 | -16.8 | |
| | CY | 11-12 | -28.8 | -1.7 | 04-08 | 19.9 | -21.2 | -25.6 | -17.5 | -23.2 | -22.9 | -24.3 | -19.9 | -27.2 | -23.2 | -28.8 | -27.9 | -24.2 | |
| | LV | 04-93 | -44.0 | -8.5 | 02-07 | 11.8 | -3.1 | -2.6 | -6.0 | -5.1 | -4.2 | -7.3 | -5.3 | -3.7 | -3.9 | -3.9 | -3.4 | -2.1 | |
| | LT | 04-09 | -41.4 | -12.1 | 08-07 | 9.8 | -9.9 | -13.8 | -12.9 | -10.7 | -11.1 | -10.9 | -16.6 | -12.2 | -13.8 | -16.4 | -11.4 | -9.6 | |
| | LU | 03-09 | -53.9 | -13.9 | 04-95 | 24.1 | -25.9 | -17.1 | -34.2 | -42.6 | -28.6 | -32.7 | -33.4 | -28.2 | -43.2 | -36.7 | -46.3 | -42.4 | |
| | HU | 03-09 | -34.7 | -4.5 | 04-98 | 10.4 | -3.7 | 0.0 | 0.0 | -8.6 | -9.1 | -7.9 | -10.9 | -11.5 | -7.3 | -8.6 | -8.7 | -5.6 | |
| | MT | 03-09 | -31.6 | -5.6 | 03-08 | 18.8 | -6.7 | -8.0 | -5.6 | -1.4 | -2.5 | -1.6 | 2.7 | -13.7 | -7.0 | -11.1 | -5.8 | -3.7 | |
| | NL | 02-09 | -25.4 | -2.9 | 10-06 | 7.6 | -4.2 | -5.1 | -6.3 | -8.0 | -8.0 | -8.3 | -7.6 | -8.7 | -9.7 | -9.6 | -9.5 | -10.1 | |
| | AT | 03-09 | -37.8 | -4.9 | 02-07 | 15.2 | -2.1 | -3.1 | -6.5 | -3.5 | -7.9 | -10.0 | -9.9 | -10.5 | -13.0 | -14.3 | -12.4 | -10.8 | |
| | PL | 03-09 | -29.1 | -14.3 | 06-07 | -0.5 | -14.0 | -13.9 | -15.3 | -16.0 | -15.2 | -16.3 | -18.5 | -19.7 | -21.6 | -19.5 | -19.5 | -19.4 | |
| | PT | 04-09 | -35.7 | -7.6 | 03-98 | 8.7 | -21.3 | -20.2 | -18.3 | -21.4 | -19.1 | -22.2 | -19.6 | -22.8 | -22.6 | -22.8 | -17.8 | -19.5 | |
| | RO | 09-92 | -22.2 | -2.3 | 06-96 | 27.3 | -1.3 | -0.9 | -0.5 | -0.9 | -2.9 | -4.5 | -3.8 | -4.4 | -4.5 | -3.5 | -4.1 | -3.2 | |
| | SI | 01-09 | -38.0 | -3.2 | 06-00 | 17.8 | -4.0 | -7.1 | -10.6 | -11.4 | -13.9 | -14.7 | -16.1 | -18.0 | -17.0 | -13.9 | -9.7 | -12.9 | |
| | SK | 04-09 | -31.8 | 3.3 | 05-96 | 25.8 | -1.9 | 3.9 | 4.3 | 5.3 | 3.9 | -5.3 | -4.8 | 0.4 | -9.7 | -18.5 | -9.4 | -9.6 | |
| | FI | 03-09 | -37.3 | 2.5 | 10-94 | 31.3 | -1.9 | -3.8 | -3.9 | -12.0 | -8.4 | -9.5 | -9.9 | -10.7 | -12.6 | -12.9 | -13.7 | -13.4 | |
| | SE | 03-09 | -38.5 | -4.9 | 09-10 | 15.8 | -13.2 | -1.6 | -4.9 | -3.0 | -5.9 | -6.1 | -10.6 | -10.7 | -17.2 | -18.6 | -15.8 | -18.1 | |
| UK | 03-09 | -49.0 | -10.6 | 12-94 | 10.6 | -2.5 | -5.1 | -1.0 | -13.8 | -10.9 | -3.1 | -13.0 | -8.3 | -2.7 | -9.5 | -4.2 | -9.9 | | |
| PRODUCTION EXPECTATIONS (Question 5) | EU | 03-09 | -33.8 | 6.5 | 12-94 | 23.4 | 4.7 | 4.8 | 2.1 | -2.1 | -3.0 | -3.9 | -6.9 | -7.4 | -7.6 | -5.8 | -3.1 | -3.1 | |
| | EA | 02-09 | -32.2 | 5.7 | 12-94 | 21.8 | 3.2 | 1.4 | -1.6 | -3.4 | -5.4 | -7.6 | -8.6 | -10.4 | -11.3 | -6.8 | -5.3 | -4.9 | |
| Component of the industrial confidence indicator | BE | 03-09 | -35.3 | -3.1 | 01-11 | 20.3 | -1.3 | -4.8 | -9.1 | -9.1 | -14.0 | -9.4 | -12.2 | -16.2 | -13.3 | -15.4 | -7.7 | -7.7 | |
| | BG | 02-97 | -11.5 | 22.7 | 09-08 | 43.9 | 25.2 | 27.9 | 19.5 | 19.7 | 18.2 | 18.3 | 16.1 | 13.4 | 12.2 | 13.4 | 13.6 | 14.5 | |
| | CZ | 02-09 | -49.0 | 20.6 | 06-00 | 54.7 | 6.3 | 3.2 | 5.7 | 1.9 | -3.3 | -10.7 | -9.7 | -6.7 | -7.4 | -16.3 | -1.3 | -6.1 | |
| | DK | 02-09 | -34.3 | 10.2 | 02-98 | 31.2 | 20.2 | 7.0 | 9.8 | 5.6 | -0.3 | 0.3 | 4.2 | 1.4 | -5.6 | 7.0 | 4.5 | -0.7 | |
| | DE | 02-09 | -41.0 | 2.6 | 02-11 | 27.0 | 7.6 | 1.9 | 0.7 | -2.6 | -4.5 | -10.6 | -10.7 | -13.5 | -14.3 | -8.5 | -6.3 | -1.9 | |
| | EE | 04-92 | -69.6 | 15.8 | 03-02 | 67.5 | 1.9 | 7.1 | 10.4 | -1.6 | 5.7 | 6.0 | 12.0 | 8.0 | 4.8 | 0.1 | 4.0 | 7.0 | |
| | IE | : | : | : | : | : | : | : | : | : | : | : | : | : | : | : | : | : | |
| | EL | 03-09 | -20.3 | 20.2 | 02-00 | 44.3 | -5.9 | -3.3 | 4.0 | -5.0 | -10.5 | -14.1 | -13.0 | -2.6 | -4.3 | 1.6 | 2.7 | 2.1 | |
| | ES | 03-09 | -28.3 | 2.7 | 12-00 | 17.7 | -1.8 | -6.7 | -5.9 | -2.4 | -10.2 | -5.4 | -13.1 | -6.2 | -9.3 | -3.7 | -0.3 | -5.5 | |
| | FR | 01-09 | -31.8 | 5.5 | 10-00 | 28.3 | -1.9 | 0.6 | -5.9 | -4.2 | -6.5 | -7.6 | -6.4 | -11.0 | -12.8 | -5.6 | -9.0 | -14.4 | |
| | IT | 03-09 | -27.7 | 11.5 | 12-94 | 34.3 | 0.5 | 2.6 | -3.5 | -9.5 | -6.0 | -8.1 | -9.8 | -10.3 | -8.5 | -4.8 | -5.5 | -5.8 | |
| | CY | 11-12 | -39.0 | 8.1 | 02-08 | 37.8 | -15.6 | -18.8 | -3.2 | -20.0 | -15.0 | -18.3 | -21.5 | -34.8 | -28.5 | -39.0 | -29.9 | -18.3 | |
| | LV | 02-09 | -38.9 | 13.2 | 03-02 | 41.8 | 15.0 | 14.6 | 7.5 | 9.3 | 7.9 | 4.8 | 8.7 | 13.4 | 11.8 | 6.1 | 7.5 | 11.0 | |
| | LT | 04-09 | -34.8 | 9.8 | 08-97 | 35.9 | 4.9 | 0.9 | 7.1 | 7.0 | 14.7 | 7.1 | 4.9 | 9.1 | 8.7 | 2.4 | 5.2 | 8.0 | |
| | LU | 02-09 | -49.8 | -4.8 | 04-10 | 36.1 | -17.2 | 4.6 | -18.1 | -23.2 | -26.7 | -13.7 | -12.4 | -10.7 | -31.7 | -18.6 | -39.3 | -31.2 | |
| | HU | 04-09 | -47.3 | 7.6 | 12-97 | 36.2 | 1.3 | 10.2 | 9.9 | 0.0 | -7.1 | -4.7 | -9.1 | -12.2 | -4.6 | -0.6 | 1.0 | 5.0 | |
| | MT | 12-08 | -22.7 | 19.5 | 03-08 | 58.2 | 20.2 | 25.9 | 23.1 | 22.5 | 17.8 | 25.9 | 30.0 | 8.6 | 11.4 | 0.4 | 21.8 | 20.3 | |
| | NL | 02-09 | -25.9 | 5.7 | 04-11 | 17.4 | -0.1 | 1.2 | -2.2 | -2.1 | -4.2 | -2.9 | -1.8 | -2.5 | -4.3 | -2.6 | -1.4 | -3.8 | |
| | AT | 03-09 | -34.5 | 9.8 | 11-00 | 32.4 | 12.7 | 13.4 | 7.8 | 14.4 | 4.3 | 4.0 | 1.5 | -1.9 | 0.0 | -4.5 | 1.0 | 6.9 | |
| | PL | 03-09 | -19.0 | 16.6 | 06-95 | 34.1 | 4.3 | 7.4 | 2.4 | 2.6 | 2.6 | 0.3 | -4.3 | -5.1 | -8.4 | -3.6 | -3.4 | -4.1 | |
| | PT | 02-09 | -30.9 | 1.9 | 01-97 | 21.3 | -12.0 | -14.2 | -7.8 | -14.4 | -12.0 | -11.8 | -9.6 | -16.2 | -17.5 | -16.5 | -10.5 | -8.9 | |
| | RO | 03-09 | -25.9 | 14.2 | 03-03 | 48.1 | 10.9 | 11.8 | 11.6 | 10.5 | 4.7 | 3.0 | 4.8 | 2.4 | 4.8 | 5.8 | 4.3 | 7.6 | |
| | SI | 01-09 | -25.4 | 20.5 | 06-06 | 43.3 | 13.5 | 16.4 | 9.4 | 5.7 | 5.5 | 2.2 | -0.9 | -5.0 | -2.9 | 2.8 | 4.1 | 5.2 | |
| | SK | 01-09 | -32.1 | 26.3 | 12-97 | 62.0 | 3.9 | 27.2 | 25.1 | 37.3 | 29.0 | 1.7 | 6.5 | 26.5 | -5.0 | -21.5 | 9.7 | 4.0 | |
| | FI | 11-08 | -37.0 | 12.1 | 05-07 | 41.0 | 8.8 | 7.9 | 7.3 | -1.2 | -3.1 | 1.1 | -0.1 | -5.3 | -5.1 | -13.9 | -6.7 | -4.4 | |
| | SE | 12-08 | -30.7 | 16.7 | 09-10 | 50.2 | 5.4 | 25.3 | 15.5 | 25.1 | 16.9 | 12.8 | 5.9 | 3.4 | -9.9 | -2.6 | -3.1 | -2.1 | |
| | UK | 03-09 | -52.4 | 4.9 | 03-95 | 32.6 | 10.3 | 17.4 | 17.5 | -5.8 | 4.4 | 13.4 | -2.2 | 4.6 | 13.5 | -1.9 | 7.0 | 4.8 | |
| | ORDER BOOKS (Question 2) | EU | 07-09 | -62.5 | -18.1 | 04-07 | 8.5 | -13.5 | -16.6 | -18.1 | -23.4 | -24.7 | -25.1 | -28.5 | -27.9 | -32.3 | -30.3 | -29.5 | -30.0 |
| EA | | 06-09 | -63.5 | -17.0 | 04-07 | 10.9 | -13.7 | -16.3 | -18.9 | -23.2 | -25.5 | -28.0 | -29.1 | -30.3 | -34.9 | -31.9 | -31.4 | -32.0 | |
| Component of the industrial confidence indicator | BE | 06-09 | -56.8 | -20.2 | 06-00 | 10.7 | -24.1 | -25.6 | -28.2 | -32.9 | -34.5 | -36.7 | -31.2 | -34.9 | -39.5 | -33.9 | -31.6 | -36.2 | |
| | BG | 10-99 | -70.0 | -43.6 | 03-07 | -10.2 | -45.2 | -44.5 | -45.8 | -48.3 | -47.6 | -45.8 | -51.6 | -53.6 | -50.9 | -48.0 | -51.5 | | |
| | CZ | 03-09 | -56.8 | -3.9 | 01-01 | 30.6 | -1.0 | 0.0 | -7.5 | -8.3 | -10.5 | -9.9 | -13.9 | -13.6 | -12.5 | -12.5 | -14.7 | -14.7 | |
| | DK | 04-09 | -61.7 | -4.9 | 12-94 | 32.5 | 13.4 | 5.0 | 4.9 | -2.8 | -5.0 | 4.4 | 0.2 | -0.9 | -3.4 | 3.2 | -7.2 | 5.0 | |
| | DE | 07-09 | -63.7 | -17.6 | 12-06 | 17.7 | 4.2 | -0.7 | -2.7 | -8.1 | -13.4 | -17.1 | -19.3 | -23.1 | -28.0 | -24.8 | -23.6 | -22.3 | |
| | EE | 06-09 | -76.5 | -4.5 | 12-06 | 32.1 | -8.6 | -3.7 | -17.3 | -9.6 | -3.7 | -16.1 | -14.7 | -19.8 | -22.1 | -23.5 | -29.0 | -22.4 | |
| | IE | : | : | : | : | : | : | : | : | : | : | : | : | : | : | : | : | : | |
| | EL | 05-09 | -59.1 | -18.8 | 05-98 | 5.9 | -51.0 | -47.2 | -48.3 | -45.1 | -49.5 | -52.9 | -55.5 | -51.9 | -48.2 | -47.0 | -3 | | |

TABLE 2 (continued): Monthly survey of manufacturing industry (s.a.)

| | | Since 1990 (*) | | | | | | 2012 | | | | | | | | | | | | 2013 |
|--|--|----------------|-------|-------|-------|-------|-------|-------|-------|-------|-------|-------|-------|-------|-------|-------|-------|-------|-------|------|
| | | Min. | | Ave. | Max. | | Feb | Mar | Apr | May | Jun | Jul | Aug | Sep | Oct | Nov | Dec | Jan | | |
| | | Date | Value | | Date | Value | | | | | | | | | | | | | | |
| STOCKS OF FINISHED PRODUCTS ^(b) (Question 4) | EU | 07-93 | 22.0 | 10.0 | 03-11 | -0.8 | 6.6 | 9.3 | 6.6 | 7.7 | 8.2 | 9.3 | 8.3 | 8.0 | 7.3 | 6.2 | 5.3 | 6.2 | | |
| | EA | 07-93 | 23.3 | 9.1 | 03-11 | -2.2 | 5.9 | 6.0 | 6.0 | 7.0 | 7.1 | 9.2 | 8.3 | 7.1 | 8.6 | 6.2 | 6.0 | 5.0 | | |
| Component of the industrial confidence indicator | BE | 10-01 | 26.1 | 6.1 | 03-10 | -11.2 | -1.3 | 0.7 | 0.7 | 2.6 | 4.4 | 1.9 | -0.3 | -2.8 | -2.8 | 2.1 | 3.6 | 4.1 | | |
| | BG | 08-93 | 35.2 | -2.1 | 06-97 | -20.5 | -2.6 | -8.6 | -8.0 | -5.0 | -4.8 | -6.6 | -3.8 | -8.7 | -6.5 | -6.0 | -11.6 | -4.7 | | |
| | CZ | 08-93 | 46.3 | 12.0 | 04-00 | -11.5 | 1.4 | -1.7 | 3.9 | 3.7 | 4.5 | 8.7 | 6.0 | 8.3 | 8.6 | 9.2 | 7.1 | 9.7 | | |
| | DK | 06-99 | 28.5 | 8.1 | 02-10 | -28.3 | 3.5 | 3.0 | -0.7 | 7.1 | -4.1 | 0.7 | 6.4 | 2.0 | 8.0 | 5.8 | -3.0 | -5.7 | | |
| | DE | 04-09 | 30.7 | 9.1 | 09-90 | -9.0 | 4.1 | 5.8 | 5.4 | 6.6 | 7.3 | 11.1 | 10.5 | 11.0 | 12.1 | 7.0 | 8.2 | 6.3 | | |
| | EE | 06-93 | 38.7 | 2.0 | 12-06 | -20.9 | -9.8 | -8.5 | -4.5 | -4.0 | -9.3 | -6.3 | -8.7 | -5.3 | -5.1 | -5.6 | -4.4 | -5.3 | | |
| | IE | : | : | : | : | : | : | : | : | : | : | : | : | : | : | : | : | : | | |
| | EL | 03-09 | 33.9 | 12.7 | 12-12 | -0.1 | 13.7 | 14.3 | 13.5 | 15.4 | 14.8 | 9.6 | 7.7 | 10.8 | 7.6 | 7.4 | -0.1 | 4.5 | | |
| | ES | 01-93 | 46.6 | 14.9 | 12-97 | 2.9 | 9.4 | 6.8 | 10.7 | 7.0 | 8.8 | 9.8 | 12.0 | 10.4 | 7.9 | 7.4 | 6.6 | 9.0 | | |
| | FR | 07-93 | 34.3 | 11.8 | 12-09 | -7.7 | 14.7 | 13.5 | 11.6 | 14.0 | 14.5 | 15.0 | 13.1 | 7.9 | 15.3 | 12.9 | 11.7 | 5.7 | | |
| | IT | 10-90 | 20.0 | 7.0 | 06-10 | -5.4 | 2.9 | 1.4 | 1.9 | 3.9 | 1.6 | 2.7 | 1.3 | 0.1 | 1.3 | 0.3 | -1.7 | -0.1 | | |
| | CY | 03-09 | 5.5 | -10.7 | 09-01 | -34.9 | -6.0 | 3.4 | -6.5 | -12.5 | -4.9 | -3.0 | -15.9 | -9.4 | -13.0 | -10.0 | -7.5 | -6.2 | | |
| | LV | 07-93 | 43.3 | 3.2 | 03-04 | -10.8 | -2.0 | -1.6 | -3.7 | -1.9 | -3.3 | 0.1 | -1.9 | -0.9 | -2.4 | -4.5 | -4.5 | -5.7 | | |
| | LT | 01-94 | 49.5 | 7.3 | 06-11 | -17.3 | 3.6 | 5.1 | 8.1 | 5.6 | 9.9 | 2.8 | 9.6 | 4.6 | 6.6 | 6.4 | 0.5 | -2.1 | | |
| | LU | 05-12 | 45.6 | 9.5 | 03-95 | -23.6 | 21.6 | 16.9 | 42.5 | 45.6 | 28.2 | 34.4 | 30.8 | 15.4 | 40.3 | 36.8 | 34.7 | 37.9 | | |
| | HU | 04-97 | 17.7 | 1.1 | 05-09 | -17.5 | -3.9 | -1.2 | -1.7 | 1.8 | -3.2 | -4.5 | -6.9 | -5.0 | -10.3 | -0.6 | -3.7 | -7.6 | | |
| | MT | 06-06 | 36.7 | 11.1 | 06-05 | -14.7 | 3.3 | 4.5 | 2.5 | 0.1 | -0.2 | 4.0 | -1.4 | 12.1 | 0.8 | 3.9 | 12.4 | 9.6 | | |
| | NL | 02-09 | 14.6 | 5.4 | 03-11 | -0.8 | 2.4 | 4.2 | 2.5 | 4.3 | 3.0 | 5.0 | 4.1 | 4.9 | 3.7 | 5.6 | 5.8 | 4.9 | | |
| | AT | 07-96 | 30.3 | 9.1 | 11-06 | -6.7 | 7.9 | 8.0 | 8.5 | 3.0 | 7.9 | 9.5 | 9.6 | 6.8 | 7.7 | 9.6 | 9.5 | 7.1 | | |
| | PL | 01-99 | 11.5 | -2.0 | 09-94 | -22.1 | 2.7 | 2.8 | 1.8 | 2.4 | 2.2 | 2.7 | 2.2 | 4.7 | 3.6 | 4.5 | 3.8 | 3.4 | | |
| | PT | 06-93 | 21.0 | 3.0 | 01-08 | -15.0 | 5.8 | -0.9 | -0.6 | -0.5 | -1.6 | -0.8 | -3.2 | -4.1 | -2.5 | -1.3 | -4.8 | 2.9 | | |
| | RO | 07-92 | 49.4 | 5.1 | 03-10 | -10.9 | 0.5 | -1.2 | -0.9 | -0.5 | -3.1 | -0.4 | -2.4 | -2.8 | -1.3 | -3.3 | -1.3 | -1.4 | | |
| | SI | 02-96 | 29.6 | 11.7 | 03-10 | -7.4 | 7.1 | 6.6 | 7.4 | 10.5 | 11.3 | 5.4 | 7.3 | 10.4 | 3.4 | 7.8 | 0.9 | 5.9 | | |
| | SK | 05-94 | 54.6 | 5.5 | 02-01 | -27.1 | -6.2 | -3.7 | -5.7 | -2.9 | -5.5 | -4.1 | -2.9 | 0.8 | 0.9 | -0.7 | 0.9 | -3.0 | | |
| | FI | 01-96 | 26.9 | 1.2 | 04-95 | -23.7 | 0.4 | 4.3 | 2.5 | 10.6 | 1.0 | 13.9 | 11.5 | 6.2 | 5.4 | 0.1 | 2.1 | 5.8 | | |
| | SE | 04-09 | 39.1 | 15.8 | 09-10 | -3.4 | 14.5 | 8.0 | 0.5 | 6.9 | 10.1 | 5.7 | 8.1 | 4.6 | -0.4 | 16.9 | 5.9 | 16.3 | | |
| | UK | 04-09 | 37.0 | 17.0 | 03-10 | 0.5 | 15.3 | 20.9 | 15.1 | 16.1 | 20.5 | 15.9 | 13.5 | 18.7 | 6.4 | 6.9 | 5.8 | 16.1 | | |
| | PRODUCTION TREND OBSERVED IN RECENT MONTHS (Question 1) | EU | 03-09 | -47.0 | -0.8 | 03-11 | 18.9 | -2.2 | -3.5 | -5.3 | -9.4 | -10.7 | -14.1 | -13.6 | -15.5 | -19.7 | -15.1 | -13.4 | -13.4 | |
| EA | | 03-09 | -48.2 | -1.8 | 05-00 | 17.1 | -4.2 | -5.7 | -8.4 | -12.3 | -14.4 | -19.0 | -16.9 | -19.8 | -24.2 | -17.4 | -17.4 | -16.9 | | |
| BE | | 03-09 | -39.4 | -0.6 | 02-11 | 20.6 | -0.5 | 2.1 | -2.1 | -5.2 | -9.0 | -15.5 | -13.0 | -5.3 | -13.0 | -11.0 | -14.2 | -13.3 | | |
| BG | | 07-09 | -38.6 | -3.4 | 01-07 | 32.0 | -6.3 | -6.2 | -9.4 | -9.6 | -0.5 | -4.5 | -14.9 | -10.1 | -12.9 | -10.3 | -7.7 | -10.2 | | |
| CZ | | 02-09 | -58.0 | 13.9 | 04-95 | 78.6 | 10.3 | 7.8 | -2.2 | -3.6 | -6.0 | -14.3 | -16.4 | -15.6 | -13.4 | 0.2 | -6.3 | -4.7 | | |
| DK | | 04-09 | -44.7 | 9.8 | 09-94 | 41.8 | 12.3 | 9.9 | 21.4 | 11.9 | 3.6 | 3.9 | -1.6 | 0.1 | 2.7 | -0.2 | -4.6 | -5.4 | | |
| DE | | 02-09 | -48.5 | -1.6 | 12-10 | 27.3 | 5.0 | -0.1 | -1.7 | -7.0 | -7.3 | -15.0 | -12.9 | -18.4 | -25.4 | -13.1 | -13.2 | -9.7 | | |
| EE | | 04-09 | -53.0 | 10.8 | 06-01 | 56.2 | 9.3 | 20.3 | 11.1 | 8.9 | 8.1 | 3.8 | -0.3 | -3.0 | -6.4 | -2.5 | -7.0 | -3.9 | | |
| IE | | : | : | : | : | : | : | : | : | : | : | : | : | : | : | : | : | : | | |
| EL | | 03-09 | -35.1 | 8.9 | 01-00 | 35.7 | -27.4 | -18.4 | -19.6 | -20.8 | -22.5 | -29.6 | -34.6 | -28.6 | -23.2 | -12.1 | -2.7 | -5.3 | | |
| ES | | 03-09 | -52.0 | -3.5 | 04-95 | 21.2 | -16.7 | -14.9 | -20.6 | -22.6 | -24.9 | -27.7 | -29.4 | -24.2 | -29.8 | -21.7 | -22.8 | -21.6 | | |
| FR | | 02-09 | -45.3 | 4.4 | 06-00 | 37.4 | 0.5 | 0.2 | -2.6 | -6.4 | -16.4 | -17.5 | -13.9 | -18.8 | -21.0 | -15.5 | -11.0 | -20.0 | | |
| IT | | 07-09 | -64.8 | -13.7 | 03-95 | 12.1 | -31.3 | -30.9 | -33.1 | -35.1 | -36.2 | -39.9 | -36.9 | -39.9 | -39.3 | -39.0 | -40.1 | -40.3 | | |
| CY | | 10-12 | -53.0 | -12.1 | 09-08 | 47.2 | -36.1 | -43.7 | -47.6 | -51.8 | -31.9 | -41.8 | -43.7 | -52.6 | -53.0 | -49.9 | -47.9 | -47.0 | | |
| LV | | 02-09 | -49.5 | 1.7 | 06-01 | 29.6 | 7.9 | 8.5 | 3.1 | 2.6 | 5.2 | 6.4 | -0.3 | 4.2 | 1.5 | 3.7 | 5.0 | 2.6 | | |
| LT | | 01-09 | -41.6 | 2.1 | 04-98 | 34.8 | 2.9 | 11.7 | 12.4 | 5.3 | 7.2 | 9.5 | 8.7 | 3.2 | -0.3 | -2.5 | 1.9 | -6.0 | | |
| LU | | 12-08 | -58.9 | -3.6 | 08-10 | 44.4 | 2.9 | -21.0 | -16.7 | -40.8 | -10.5 | -16.9 | -25.7 | -25.5 | -23.6 | -12.2 | -5.5 | -13.7 | | |
| HU | | 03-09 | -57.4 | -4.0 | 04-98 | 26.1 | -6.8 | -0.9 | -2.2 | -12.4 | -12.9 | -12.1 | -21.5 | -16.9 | -23.0 | -18.7 | -15.5 | -13.4 | | |
| MT | | 04-09 | -49.8 | 10.9 | 07-06 | 52.2 | 7.3 | 9.7 | 25.6 | 26.7 | 19.4 | 24.1 | 20.2 | 11.9 | 12.9 | 15.2 | 18.1 | -7.1 | | |
| NL | | 04-09 | -44.7 | 2.4 | 12-10 | 24.9 | -1.0 | 0.5 | -4.2 | -3.5 | -4.2 | -4.9 | -7.0 | -8.8 | -9.8 | -12.7 | -10.3 | -5.8 | | |
| AT | | 03-09 | -41.9 | 13.0 | 04-11 | 39.9 | 15.9 | 18.9 | 11.2 | 14.0 | 5.6 | -2.7 | 4.6 | 4.1 | -7.0 | 2.8 | -1.1 | 1.2 | | |
| PL | | 03-09 | -32.4 | 1.2 | 12-06 | 28.4 | 4.8 | -1.0 | -2.4 | -1.4 | 2.4 | -1.0 | -2.9 | -7.0 | -15.6 | -7.8 | -4.8 | -9.7 | | |
| PT | | 11-08 | -50.1 | -8.3 | 08-94 | 10.4 | -16.9 | -15.5 | -17.0 | -33.9 | -22.8 | -24.6 | -28.4 | -23.8 | -29.0 | -24.4 | -22.8 | -17.9 | | |
| RO | | 04-09 | -32.4 | 6.4 | 04-02 | 42.6 | -2.1 | -0.2 | 6.2 | 5.3 | 3.8 | 4.8 | -0.5 | -0.9 | -4.5 | -2.1 | 1.3 | 0.9 | | |
| SI | | 12-08 | -45.4 | 7.0 | 05-00 | 40.3 | 3.6 | -2.6 | -8.4 | -10.9 | -10.4 | -15.9 | -9.2 | -8.4 | -17.7 | -10.6 | -9.5 | -7.3 | | |
| SK | | 03-09 | -63.0 | 15.7 | 12-03 | 77.7 | 29.8 | -1.9 | 0.1 | -17.1 | 12.8 | 1.5 | 18.3 | -7.3 | -4.8 | -1.0 | -10.7 | 0.4 | | |
| FI | | 02-09 | -52.5 | 11.9 | 06-06 | 49.5 | -6.8 | 4.5 | 6.4 | 11.0 | 11.0 | 11.3 | 16.1 | 7.4 | 4.0 | -9.6 | -20.2 | -14.9 | | |
| SE | | 04-09 | -40.1 | 10.9 | 11-10 | 58.6 | -4.4 | 1.4 | -5.1 | -7.1 | 1.6 | -2.0 | -2.8 | -3.4 | -13.1 | -11.3 | -19.0 | -1.9 | | |
| UK | 05-09 | -54.8 | -0.4 | 03-95 | 32.7 | 2.2 | 2.9 | 6.2 | -0.3 | 1.5 | 5.0 | -3.5 | 0.1 | -1.3 | -9.3 | 2.3 | -4.6 | | | |
| EXPORT ORDER BOOKS (Question 3) | EU | 07-09 | -62.7 | -18.9 | 04-07 | 6.4 | -14.0 | -14.4 | -17.8 | -20.1 | -22.0 | -24.5 | -25.2 | -25.4 | -29.2 | -26.8 | -26.0 | -28.3 | | |
| | EA | 06-09 | -64.7 | -19.1 | 04-07 | 7.2 | -13.9 | -13.1 | -17.0 | -19.8 | -22.2 | -26.2 | -25.3 | -27.0 | -30.5 | -29.1 | -27.3 | -29.0 | | |
| | BE | 05-09 | -63.3 | -21.5 | 06-00 | 7.4 | -25.7 | -22.1 | -25.7 | -27.3 | -37.3 | -39.5 | -32.6 | -31.5 | -38.0 | -33.4 | -31.6 | -37.0 | | |
| | BG | 09-93 | -68.5 | -45.4 | 03-07 | -18.9 | -45.8 | -49.0 | -47.3 | -46.6 | -48.3 | -45.4 | -46.4 | -53.0 | -55.6 | -50.2 | -49.5 | -48.7 | | |
| | CZ | 03-09 | -58.1 | -4.4 | 09-00 | 26.7 | -1.1 | -1.7 | -9.2 | -12.5 | -13.7 | -15.4 | -18.6 | -17.4 | -13.4 | -12.4 | -14.5 | -14.3 | | |
| | DK | 04-09 | -61.6 | -3.8 | 05-07 | 27.6 | 17.1 | 9.8 | 9.0 | 2.3 | -0.5 | 5.3 | -1.6 | -4.0 | -2.7 | 4.9 | -3.3 | 6.7 | | |
| | DE | 06-09 | -64.6 | -21.2 | 04-11 | 13.1 | 0.4 | -4.8 | -5.5 | -9.2 | -11.4 | -18.4 | -20.9 | -23.4 | -26.0 | -24.4 | -21.3 | -23.2 | | |
| | EE | 03-09 | -66.9 | -4.9 | 03-01 | 25.4 | -13.3 | -5.3 | -17.6 | -14.9 | -7.7 | -15.7 | -16.8 | -19.4 | -21.0 | -28.1 | -28.5 | -23.5 | | |
| | IE | : | : | : | : | : | : | : | : | : | : | : | : | : | : | : | : | : | | |
| | EL | 05-09 | -58.6 | -17.5 | 03-95 | 11.9 | -22.1 | -18.3 | -21.3 | -21.5 | -24.2 | -31.3 | -36.7 | -26.7 | -24.6 | -27.2 | -18.5 | -23.7 | | |
| | ES | 07-09 | -61.1 | -24.4 | 04-07 | | | | | | | | | | | | | | | |

TABLE 2 (continued): Monthly survey of manufacturing industry (s.a.)

| | | Since 1990 (*) | | | | | 2012 | | | | | | | | | | | | 2013 |
|---|-------|----------------|-------|-------|-------|-------|-------|-------|-------|-------|-------|-------|-------|-------|-------|-------|-------|-------|------|
| | | Min. | | Ave. | Max. | | | | | | | | | | | | | | |
| | | Date | Value | | Date | Value | Feb | Mar | Apr | May | Jun | Jul | Aug | Sep | Oct | Nov | Dec | Jan | |
| EMPLOYMENT EXPECTATIONS (Question 7) | EU | 03-09 | -40.7 | -11.9 | 03-11 | 9.7 | -2.8 | -2.3 | -2.0 | -6.5 | -7.4 | -9.6 | -11.5 | -12.8 | -12.2 | -11.9 | -10.1 | -9.5 | |
| | EA | 06-93 | -39.9 | -10.9 | 03-11 | 8.3 | -3.4 | -3.7 | -4.5 | -7.3 | -8.8 | -10.8 | -12.6 | -13.1 | -13.4 | -13.1 | -12.0 | -11.7 | |
| | BE | 03-09 | -36.3 | -8.0 | 10-00 | 8.8 | -5.5 | -5.2 | -9.3 | -5.3 | -9.9 | -11.6 | -12.2 | -15.8 | -18.9 | -20.1 | -16.3 | -20.4 | |
| | BG | 06-99 | -45.3 | -14.3 | 11-06 | 12.8 | -6.7 | -4.1 | -7.1 | -8.2 | -8.2 | -9.9 | -10.2 | -7.6 | -8.8 | -10.4 | -6.1 | -10.4 | |
| | CZ | 02-09 | -61.9 | -11.8 | 02-11 | 18.3 | 2.1 | 0.6 | -5.4 | -7.5 | -11.6 | -16.6 | -13.7 | -16.1 | -15.0 | -14.2 | -12.9 | -12.7 | |
| | DK | 04-09 | -42.1 | -3.0 | 03-11 | 15.3 | 1.0 | 2.0 | 6.4 | -7.6 | -3.2 | -9.7 | -8.4 | -12.0 | -14.6 | -7.5 | -9.8 | -10.8 | |
| | DE | 06-93 | -52.1 | -14.6 | 03-11 | 17.1 | 3.9 | 2.4 | 2.6 | -1.3 | -1.1 | -6.3 | -7.4 | -8.0 | -10.0 | -7.1 | -6.9 | -5.6 | |
| | EE | 04-92 | -77.8 | -8.6 | 11-06 | 22.2 | 0.1 | 5.4 | 5.8 | -0.2 | 1.4 | -3.1 | -0.9 | 3.6 | -2.8 | -0.3 | -1.2 | 2.0 | |
| | IE | : | : | : | : | : | : | : | : | : | : | : | : | : | : | : | : | : | : |
| | EL | 02-09 | -36.4 | -5.5 | 05-02 | 11.8 | -22.3 | -22.7 | -20.1 | -15.8 | -22.9 | -18.3 | -16.5 | -14.9 | -15.1 | -21.4 | -20.0 | -23.5 | |
| | ES | 06-93 | -51.9 | -9.3 | 03-01 | 9.7 | -14.2 | -14.9 | -15.7 | -19.1 | -21.5 | -20.5 | -23.8 | -17.9 | -13.1 | -13.6 | -13.0 | -15.5 | |
| | FR | 09-93 | -47.2 | -14.0 | 09-00 | 13.8 | -10.0 | -6.5 | -6.1 | -11.1 | -13.8 | -14.7 | -17.5 | -24.5 | -21.1 | -22.6 | -19.6 | -19.9 | |
| | IT | 08-96 | -29.6 | -5.2 | 11-00 | 11.6 | -7.1 | -9.4 | -10.4 | -11.1 | -13.9 | -12.0 | -14.5 | -12.5 | -12.5 | -14.3 | -11.6 | -13.8 | |
| | CY | 09-12 | -31.2 | 2.3 | 10-04 | 38.0 | -23.4 | -27.3 | -19.0 | -16.2 | -11.2 | -21.0 | -18.0 | -31.2 | -30.5 | -28.6 | -29.0 | -27.9 | |
| | LV | 04-93 | -50.2 | -6.1 | 11-05 | 13.4 | 5.7 | 4.9 | -2.0 | -0.3 | 0.3 | -2.0 | -2.2 | -1.8 | -0.1 | 0.2 | 4.7 | 2.3 | |
| | LT | 04-94 | -59.1 | -20.6 | 01-11 | 10.6 | -6.9 | -0.4 | 0.8 | 1.4 | -2.3 | -1.5 | -0.6 | -2.0 | 0.9 | -2.3 | 1.4 | -0.5 | |
| | LU | 04-09 | -72.2 | -26.4 | 06-10 | 25.4 | -11.7 | -7.1 | -11.8 | -33.0 | -19.0 | -23.2 | -22.1 | -23.4 | -28.4 | -31.2 | -28.7 | -22.0 | |
| | HU | 03-09 | -47.4 | -7.2 | 01-11 | 10.5 | -5.3 | 2.8 | -3.6 | -9.9 | -10.8 | -9.0 | -14.6 | -12.7 | -11.7 | -8.9 | -6.9 | -3.4 | |
| | MT | 05-09 | -40.1 | -5.8 | 05-12 | 21.5 | 0.2 | 0.3 | 3.7 | 21.5 | 0.8 | 13.6 | 10.2 | -1.5 | 11.2 | 5.0 | 10.4 | 6.5 | |
| | NL | 04-09 | -37.8 | -6.2 | 04-90 | 13.1 | -6.6 | -5.5 | -8.2 | -11.5 | -9.8 | -11.9 | -10.8 | -12.9 | -12.9 | -13.8 | -16.8 | -13.1 | |
| | AT | 03-09 | -39.4 | -3.1 | 11-06 | 20.9 | 7.1 | 8.8 | 0.4 | 1.6 | -1.5 | -5.0 | -11.0 | -6.2 | -10.2 | -12.2 | -10.6 | -6.1 | |
| | PL | 05-99 | -50.7 | -19.2 | 05-07 | 7.3 | -5.2 | -5.7 | -6.4 | -7.7 | -9.5 | -9.6 | -11.8 | -10.7 | -12.2 | -11.1 | -11.4 | -15.1 | |
| | PT | 06-93 | -24.5 | -6.5 | 02-90 | 8.5 | -13.5 | -14.7 | -14.6 | -14.5 | -15.0 | -14.5 | -14.0 | -15.8 | -16.8 | -16.3 | -15.5 | -13.7 | |
| | RO | 07-92 | -70.9 | -22.9 | 03-12 | 2.9 | 2.7 | 2.9 | 2.0 | 1.4 | -0.8 | -1.1 | -0.9 | -4.6 | -5.9 | -4.2 | -3.4 | -3.4 | |
| | SI | 04-09 | -53.8 | -21.1 | 02-08 | 13.8 | -8.9 | -7.6 | -11.5 | -13.8 | -10.2 | -15.2 | -22.3 | -21.9 | -23.6 | -20.1 | -13.4 | -14.6 | |
| | SK | 02-09 | -57.1 | -17.1 | 01-11 | 22.9 | 7.7 | 8.5 | 6.8 | 0.9 | -7.8 | -10.3 | -10.9 | -12.8 | -25.4 | -20.4 | -17.6 | -12.5 | |
| | FI | 06-91 | -58.7 | -16.7 | 05-11 | 15.3 | -18.5 | -10.5 | -7.6 | -7.8 | -9.7 | -16.1 | -15.0 | -16.0 | -23.4 | -21.9 | -27.0 | -18.5 | |
| SE | 03-09 | -60.1 | -17.0 | 02-11 | 26.3 | -8.2 | 1.8 | 2.3 | -1.5 | -7.4 | -21.5 | -17.2 | -24.2 | -23.1 | -31.9 | -31.0 | -32.4 | | |
| UK | 03-09 | -51.3 | -15.8 | 03-11 | 15.8 | 1.3 | 4.3 | 12.4 | -2.4 | 2.3 | 1.9 | -3.8 | -8.9 | -2.0 | -0.1 | 6.3 | 11.7 | | |
| SELLING-PRICE EXPECTATIONS (Question 6) | EU | 03-09 | -14.5 | 6.2 | 02-95 | 27.6 | 7.2 | 8.5 | 6.0 | 3.5 | -1.2 | -1.4 | -0.1 | 0.5 | 2.7 | 1.6 | 3.7 | 3.1 | |
| | EA | 03-09 | -15.5 | 5.8 | 02-95 | 25.4 | 7.2 | 7.6 | 6.1 | 3.0 | -1.3 | -1.8 | -0.1 | 0.7 | 1.5 | 0.7 | 2.5 | 2.1 | |
| | BE | 04-09 | -21.1 | 2.8 | 12-94 | 25.9 | 7.5 | 9.9 | 0.9 | -3.7 | -3.6 | -3.8 | -2.3 | -4.0 | -4.0 | -2.3 | 0.3 | 3.4 | |
| | BG | 08-09 | -5.5 | 23.2 | 11-96 | 90.6 | 3.8 | 8.9 | 5.3 | 6.2 | 4.8 | 12.0 | 9.8 | 11.4 | 6.8 | 8.0 | 8.0 | 6.4 | |
| | CZ | 01-09 | -17.4 | 13.7 | 03-95 | 69.9 | 9.5 | 10.3 | 5.5 | -2.4 | -3.7 | -4.5 | -4.6 | -2.0 | -2.6 | -6.2 | -4.1 | -5.0 | |
| | DK | 10-09 | -19.1 | 2.3 | 01-08 | 26.4 | 0.8 | 2.1 | 2.7 | -8.5 | -10.4 | -15.2 | -6.2 | 4.7 | 5.6 | 4.3 | 5.0 | 11.3 | |
| | DE | 03-09 | -13.5 | 5.9 | 04-11 | 27.7 | 10.0 | 9.9 | 10.7 | 7.4 | 1.1 | 0.3 | 1.0 | 1.1 | 2.1 | 2.1 | 4.6 | 5.4 | |
| | EE | 02-09 | -36.9 | 14.4 | 04-92 | 86.3 | 12.3 | 12.7 | 9.5 | -0.1 | 0.7 | -4.6 | 1.4 | 1.6 | 4.0 | 6.8 | 10.1 | 15.7 | |
| | IE | : | : | : | : | : | : | : | : | : | : | : | : | : | : | : | : | : | : |
| | EL | 03-09 | -18.1 | 13.5 | 10-90 | 40.6 | -4.2 | -11.3 | -8.1 | -3.1 | -5.3 | -6.0 | -7.5 | -10.5 | -4.7 | -1.5 | -1.1 | -2.9 | |
| | ES | 03-09 | -20.3 | 1.9 | 03-95 | 33.0 | 1.0 | 0.7 | -3.6 | -4.0 | -9.6 | -9.8 | -5.7 | -0.9 | -1.1 | 0.2 | -0.6 | -5.7 | |
| | FR | 12-96 | -25.6 | 3.2 | 03-11 | 30.9 | 5.7 | 8.8 | 7.3 | 2.2 | -0.9 | -1.6 | 1.1 | 2.6 | 4.4 | 0.4 | 3.8 | 2.4 | |
| | IT | 07-09 | -13.6 | 9.5 | 03-95 | 39.9 | 5.1 | 4.8 | 2.8 | 1.7 | -1.2 | -2.6 | -2.1 | -1.2 | 0.5 | -0.8 | -1.1 | 0.6 | |
| | CY | 01-12 | -12.8 | 4.6 | 10-03 | 38.7 | -5.1 | -0.6 | -5.6 | -3.5 | -10.7 | 0.8 | -10.4 | -3.2 | -2.6 | -7.8 | -1.8 | 2.3 | |
| | LV | 02-09 | -25.8 | 15.7 | 07-94 | 51.5 | 10.2 | 7.9 | 7.5 | 4.5 | 1.1 | 0.1 | 4.9 | 3.9 | 3.8 | 4.5 | 2.9 | 2.5 | |
| | LT | 04-09 | -36.2 | 11.4 | 11-93 | 75.0 | 0.9 | 0.0 | 10.7 | 9.6 | 1.3 | -1.4 | -3.2 | 2.6 | 3.0 | 4.4 | 2.3 | 0.8 | |
| | LU | 08-91 | -52.5 | -4.1 | 12-94 | 51.2 | 21.4 | 22.2 | -34.9 | -33.8 | -23.3 | -28.6 | -40.4 | -28.5 | -26.0 | -12.5 | -33.9 | -32.8 | |
| | HU | 01-09 | -17.3 | 17.2 | 01-01 | 49.4 | 9.4 | 11.2 | 8.8 | 6.4 | 2.8 | 4.1 | 4.3 | 1.4 | 6.8 | -0.1 | -0.8 | -3.0 | |
| | MT | 12-04 | -41.7 | -8.6 | 12-03 | 36.1 | 8.5 | 7.0 | 17.3 | 11.3 | 6.3 | -2.9 | 1.0 | 1.6 | -13.6 | -2.9 | -9.2 | 0.2 | |
| | NL | 04-09 | -14.3 | 7.6 | 03-11 | 25.7 | 8.7 | 5.0 | 7.5 | 1.9 | -0.5 | -0.6 | 3.5 | 4.9 | 3.8 | 1.9 | 2.7 | 0.9 | |
| | AT | 03-09 | -28.7 | 1.3 | 03-11 | 30.3 | 11.3 | 13.1 | 8.4 | 2.2 | -1.6 | 0.6 | 2.8 | 2.3 | 0.9 | -1.4 | 3.5 | 2.6 | |
| | PL | 04-09 | -5.9 | 13.5 | 06-93 | 40.8 | 8.3 | 7.8 | 5.5 | 6.2 | 3.8 | 1.8 | 1.7 | 3.2 | 2.3 | 2.1 | 2.4 | -3.0 | |
| | PT | 01-09 | -25.3 | 5.0 | 10-90 | 27.3 | 0.4 | 1.8 | -3.2 | -2.0 | -6.6 | -4.5 | -4.9 | -2.5 | -4.6 | -3.6 | -0.7 | -5.2 | |
| | RO | 02-10 | -2.4 | 38.2 | 10-93 | 91.2 | 3.2 | 8.9 | 8.1 | 10.5 | 10.1 | 6.0 | 11.9 | 14.2 | 12.2 | 10.8 | 10.8 | 8.0 | |
| | SI | 03-09 | -32.1 | -3.8 | 03-11 | 25.9 | -2.1 | 0.0 | -1.3 | -5.0 | -10.7 | -14.0 | -10.1 | -4.4 | -6.1 | -3.9 | -6.5 | -6.2 | |
| | SK | 07-11 | -44.4 | 20.6 | 04-95 | 81.2 | 13.7 | 18.9 | -3.8 | -16.2 | -3.9 | 5.0 | -6.6 | 0.5 | 8.4 | -5.6 | 4.6 | -2.6 | |
| | FI | 03-09 | -30.7 | 5.4 | 08-94 | 51.2 | 5.5 | 9.5 | 8.7 | 4.4 | 2.0 | -2.8 | 7.5 | 4.5 | -0.9 | 3.3 | 3.5 | -0.1 | |
| SE | 06-09 | -17.7 | 7.0 | 12-94 | 40.7 | 10.3 | -3.9 | -1.7 | -8.3 | -8.4 | -11.3 | -12.0 | -14.1 | -6.5 | -10.2 | -13.1 | -7.6 | | |
| UK | 01-99 | -28.2 | 4.5 | 07-08 | 40.9 | 6.2 | 17.6 | 6.7 | 9.8 | 0.4 | 3.2 | 2.1 | 0.8 | 11.3 | 9.8 | 16.9 | 14.7 | | |

(*) Minimum, maximum and averages are calculated over the period of availability which is not necessarily as from 01/1990.

(a) The indicator is the arithmetic average of the balances (%) of the questions on production expectations, order-books and stocks (the last with inverted sign).

(b) Highest figure is considered as a minimum, lowest figure is considered as a maximum.

TABLE 2a: Quarterly survey of manufacturing industry

(Data collected in January, April, July and October each year.)

Capacity utilisation in manufacturing industry (%)

(Question 13)

| | Since 1990 (*) | | | | 2011 | | | 2012 | | | 2013 | | |
|----|----------------|-------|------|--------|-------|------|------|------|------|------|------|------|------|
| | Min. | | Ave. | Max. | | II | III | IV | I | II | III | IV | I |
| | Date | Value | | Date | Value | | | | | | | | |
| EU | III-09 | 69.8 | 80.9 | I-90 | 85.1 | 81.6 | 80.5 | 79.9 | 80.2 | 80.0 | 78.3 | 77.4 | 77.6 |
| EA | III-09 | 69.2 | 81.3 | II-90 | 85.3 | 81.6 | 80.6 | 79.8 | 79.9 | 79.8 | 78.0 | 76.9 | 77.2 |
| BE | II-09 | 70.2 | 79.9 | I-01 | 84.8 | 82.6 | 80.1 | 78.0 | 79.0 | 78.4 | 76.9 | 76.6 | 75.5 |
| BG | III-99 | 52.0 | 61.8 | I-07 | 76.5 | 68.2 | 70.0 | 68.0 | 68.8 | 66.5 | 68.0 | 65.6 | 67.2 |
| CZ | IV-91 | 70.9 | 81.9 | II-08 | 91.2 | 85.5 | 84.7 | 82.8 | 84.6 | 83.6 | 81.2 | 81.2 | 80.9 |
| DK | IV-09 | 70.9 | 81.5 | III-07 | 88.9 | 78.3 | 80.4 | 78.0 | 79.1 | 79.7 | 78.0 | 79.0 | 77.9 |
| DE | III-09 | 70.0 | 84.2 | I-91 | 90.0 | 86.8 | 86.7 | 85.1 | 85.3 | 85.2 | 82.6 | 80.7 | 82.2 |
| EE | IV-93 | 52.2 | 67.8 | I-06 | 79.4 | 73.4 | 73.0 | 73.2 | 70.5 | 69.0 | 71.3 | 70.1 | 70.5 |
| IE | : | : | : | : | : | : | : | : | : | : | : | : | : |
| EL | III-12 | 63.9 | 74.6 | IV-00 | 79.2 | 68.8 | 67.5 | 65.8 | 65.5 | 64.9 | 63.9 | 65.1 | 65.3 |
| ES | III-09 | 67.9 | 77.6 | II-98 | 82.0 | 74.7 | 72.6 | 72.2 | 72.5 | 72.7 | 70.7 | 72.5 | 68.7 |
| FR | III-09 | 71.3 | 84.9 | IV-00 | 90.9 | 84.5 | 83.0 | 82.8 | 82.4 | 81.8 | 81.4 | 78.8 | 79.9 |
| IT | III-09 | 64.2 | 74.8 | I-90 | 79.8 | 74.3 | 72.1 | 71.6 | 70.7 | 71.0 | 69.7 | 69.0 | 68.5 |
| CY | I-13 | 52.4 | 62.0 | III-08 | 72.3 | 62.9 | 61.2 | 58.1 | 56.9 | 56.9 | 59.1 | 53.7 | 52.4 |
| LV | II-93 | 43.7 | 62.1 | III-05 | 75.3 | 67.0 | 68.5 | 68.2 | 68.3 | 71.4 | 72.0 | 71.6 | 72.1 |
| LT | IV-95 | 44.1 | 61.0 | I-07 | 74.6 | 71.5 | 70.6 | 71.2 | 72.1 | 72.7 | 71.3 | 72.2 | 72.0 |
| LU | II-09 | 62.2 | 81.2 | I-07 | 88.2 | 87.3 | 82.7 | 79.8 | 79.2 | 82.7 | 78.1 | 65.7 | 66.9 |
| HU | II-09 | 69.1 | 80.3 | III-07 | 87.2 | 83.7 | 77.1 | 75.2 | 76.2 | 78.1 | 76.5 | 75.9 | 76.8 |
| MT | II-03 | 17.0 | 74.8 | II-06 | 94.9 | 81.1 | 76.9 | 76.0 | 74.2 | 75.9 | 76.2 | 74.3 | 78.6 |
| NL | II-09 | 74.8 | 82.6 | II-90 | 86.2 | 81.1 | 80.6 | 78.9 | 79.8 | 78.6 | 78.3 | 77.0 | 77.0 |
| AT | II-09 | 75.9 | 85.3 | IV-00 | 88.9 | 86.3 | 85.8 | 85.0 | 85.1 | 84.7 | 84.9 | 83.6 | 84.9 |
| PL | II-92 | 47.4 | 72.4 | I-08 | 81.1 | 74.6 | 73.8 | 74.0 | 74.3 | 75.5 | 75.7 | 74.0 | 74.2 |
| PT | II-09 | 70.5 | 78.9 | III-07 | 84.1 | 76.4 | 74.3 | 73.5 | 74.1 | 74.2 | 74.2 | 72.6 | 73.5 |
| RO | III-09 | 71.0 | 79.3 | II-07 | 86.4 | 81.6 | 80.8 | 79.8 | 79.0 | 80.0 | 77.1 | 79.7 | 75.1 |
| SI | III-09 | 68.9 | 80.1 | II-07 | 86.2 | 82.2 | 80.1 | 79.5 | 79.7 | 80.6 | 79.4 | 76.6 | 77.8 |
| SK | II-09 | 50.7 | 72.9 | II-01 | 87.1 | 55.4 | 60.6 | 62.3 | 67.5 | 71.1 | 71.2 | 68.4 | 60.7 |
| FI | III-09 | 63.9 | 82.9 | I-95 | 88.8 | 83.0 | 78.3 | 78.8 | 77.7 | 79.9 | 80.1 | 77.4 | 78.3 |
| SE | II-09 | 71.4 | 84.1 | IV-06 | 88.4 | 86.2 | 86.4 | 84.1 | 82.8 | 84.5 | 82.0 | 80.0 | 78.6 |
| UK | II-09 | 70.0 | 80.1 | II-95 | 84.8 | 82.2 | 80.2 | 82.4 | 82.9 | 80.3 | 80.4 | 80.2 | 80.9 |

Production capacity in manufacturing industry ^{(a)(b)}

(Question 9)

| | Since 1990 (*) | | | | 2011 | | | 2012 | | | 2013 | | |
|----|----------------|-------|------|--------|-------|------|------|------|-------|-------|-------|-------|-------|
| | Min. | | Ave. | Max. | | II | III | IV | I | II | III | IV | I |
| | Date | Value | | Date | Value | | | | | | | | |
| EU | III-07 | 3.9 | 18.4 | III-09 | 46.9 | 5.8 | 10.8 | 13.3 | 14.3 | 16.5 | 21.3 | 23.0 | 20.7 |
| EA | III-07 | 1.4 | 16.5 | III-09 | 48.1 | 7.6 | 8.5 | 12.8 | 12.6 | 18.9 | 22.8 | 24.0 | 21.8 |
| BE | II-07 | 4.4 | 26.7 | II-09 | 55.3 | 15.2 | 13.8 | 23.1 | 23.5 | 27.3 | 33.5 | 39.3 | 33.6 |
| BG | III-08 | -2.2 | 10.2 | I-98 | 23.6 | 10.9 | 11.6 | 7.2 | 13.5 | 10.5 | 8.9 | 12.6 | 14.7 |
| CZ | IV-07 | -15.7 | 9.3 | III-09 | 51.0 | 4.8 | 12.0 | 11.2 | 8.7 | 5.9 | 22.3 | 21.4 | 22.1 |
| DK | III-07 | -17.3 | 17.2 | IV-09 | 57.7 | 15.1 | 17.8 | 32.1 | 27.4 | 27.3 | 31.4 | 32.1 | 39.9 |
| DE | IV-90 | -8.9 | 15.3 | III-09 | 56.3 | -1.9 | -3.1 | 6.1 | 2.5 | 9.0 | 20.0 | 24.4 | 20.6 |
| EE | IV-06 | -18.2 | 13.6 | II-09 | 44.2 | 5.0 | 16.0 | 3.1 | 21.2 | 15.9 | 14.8 | 15.1 | 11.0 |
| IE | : | : | : | : | : | : | : | : | : | : | : | : | : |
| EL | II-00 | 0.6 | 16.5 | III-09 | 43.4 | 32.7 | 35.2 | 38.8 | 39.3 | 38.2 | 40.6 | 41.3 | 30.7 |
| ES | IV-00 | -2.4 | 8.9 | III-09 | 33.2 | 17.1 | 19.9 | 21.2 | 23.8 | 22.4 | 23.0 | 21.9 | 24.8 |
| FR | III-00 | -14.2 | 15.8 | IV-09 | 48.0 | 5.6 | 3.6 | 8.7 | 16.0 | 26.5 | 26.0 | 24.9 | 20.2 |
| IT | IV-00 | 12.5 | 26.0 | II-09 | 43.0 | 20.4 | 26.4 | 28.5 | 24.5 | 29.9 | 26.9 | 29.2 | 27.0 |
| CY | IV-12 | -28.5 | -2.5 | III-08 | 19.8 | 5.3 | -2.9 | -4.9 | -25.0 | -11.4 | -17.3 | -28.5 | -22.7 |
| LV | IV-06 | -7.2 | 12.1 | III-93 | 52.7 | 6.0 | 6.9 | 4.4 | 8.3 | 1.9 | 5.5 | 7.0 | 3.9 |
| LT | IV-06 | -4.4 | 21.7 | IV-93 | 68.3 | 8.5 | 8.0 | 10.7 | 8.2 | 14.7 | 14.4 | 12.2 | 18.1 |
| LU | I-98 | -10.2 | 22.9 | III-09 | 69.7 | 8.4 | 35.7 | 19.7 | 21.5 | 30.8 | 41.9 | 31.0 | 30.1 |
| HU | IV-03 | -39.9 | 31.5 | II-09 | 65.2 | 28.6 | 40.0 | 45.8 | 41.7 | 39.7 | 44.9 | 50.2 | 44.7 |
| MT | II-06 | -10.8 | 15.3 | II-09 | 57.4 | 12.9 | 0.1 | 26.3 | 26.7 | 15.4 | 10.7 | 20.4 | 9.7 |
| NL | IV-00 | -3.2 | 4.2 | II-09 | 21.8 | -2.2 | 3.1 | 3.0 | 0.2 | -2.1 | 0.8 | 0.7 | 1.6 |
| AT | IV-00 | -11.3 | 11.2 | II-09 | 47.5 | -0.2 | 3.7 | 13.1 | 10.2 | 15.7 | 22.1 | 20.8 | 20.5 |
| PL | IV-11 | -0.7 | 24.3 | II-92 | 56.5 | 1.8 | 2.7 | -0.7 | 1.6 | 0.1 | 1.9 | 4.7 | 5.0 |
| PT | III-00 | -4.9 | 12.3 | II-93 | 33.4 | 14.4 | 20.0 | 19.1 | 23.5 | 22.2 | 22.1 | 23.3 | 22.1 |
| RO | IV-03 | -14.3 | 16.4 | III-92 | 49.3 | 2.9 | 1.7 | -0.9 | -0.5 | 1.8 | 3.6 | 0.5 | 1.7 |
| SI | III-07 | -11.6 | 19.8 | II-09 | 62.5 | 9.3 | 13.8 | 12.4 | 10.7 | 15.6 | 23.7 | 32.5 | 24.6 |
| SK | III-04 | -12.5 | 6.7 | I-09 | 40.0 | -0.4 | -0.6 | 3.1 | 2.1 | 6.1 | 9.4 | 8.2 | 5.9 |
| FI | III-95 | -21.0 | 21.4 | I-92 | 79.3 | 12.4 | 22.1 | 29.2 | 35.3 | 34.1 | 26.0 | 41.5 | 37.9 |
| SE | III-00 | -16.4 | 12.3 | II-09 | 53.6 | -6.0 | 7.4 | 20.1 | 29.9 | 8.4 | 23.9 | 31.5 | 24.1 |
| UK | II-95 | 9.1 | 29.3 | II-09 | 55.9 | 9.7 | 26.4 | 15.2 | 22.8 | 18.1 | 16.1 | 19.9 | 17.6 |

TABLE 2a (continued): Quarterly survey of manufacturing industry

(Data collected in January, April, July and October each year.)

Estimated number of months' production assured by orders on hand in manufacturing industry (s.a.)

(Question 10)

| | Since 1990 (*) | | | | 2011 | | | 2012 | | | 2013 | | |
|----|----------------|-------|------|--------|-------|------|------|------|------|------|------|------|------|
| | Min. | | Ave. | Max. | | II | III | IV | I | II | III | IV | I |
| | Date | Value | | Date | Value | | | | | | | | |
| EU | IV-96 | 2.3 | 3.2 | III-11 | 4.1 | 4.1 | 4.1 | 4.0 | 4.0 | 3.9 | 3.8 | 3.9 | 3.9 |
| EA | IV-96 | 2.6 | 3.2 | III-07 | 3.7 | 3.3 | 3.3 | 3.3 | 3.2 | 3.2 | 3.1 | 3.1 | 3.1 |
| BE | IV-03 | 2.8 | 3.3 | II-90 | 4.5 | 3.4 | 3.5 | 3.5 | 3.4 | 3.5 | 3.5 | 3.5 | 3.7 |
| BG | IV-99 | 1.2 | 3.9 | II-03 | 6.6 | 4.7 | 4.9 | 4.4 | 4.7 | 4.1 | 3.8 | 4.1 | 4.1 |
| CZ | I-13 | 5.7 | 10.5 | II-01 | 23.7 | 7.3 | 7.3 | 7.3 | 7.5 | 6.5 | 6.3 | 5.7 | 5.7 |
| DK | IV-12 | 1.3 | 2.2 | III-08 | 3.5 | 3.5 | 3.1 | 2.9 | 2.1 | 1.8 | 2.0 | 1.3 | 1.5 |
| DE | II-09 | 2.2 | 2.8 | III-90 | 3.3 | 3.1 | 3.2 | 2.9 | 2.9 | 2.8 | 2.7 | 2.8 | 2.8 |
| EE | II-12 | 2.7 | 4.5 | II-02 | 7.2 | 3.1 | 3.2 | 3.4 | 3.1 | 2.7 | 3.1 | 3.4 | 2.9 |
| IE | : | : | : | : | : | : | : | : | : | : | : | : | : |
| EL | III-10 | 3.6 | 5.2 | IV-00 | 6.6 | 4.3 | 3.7 | 4.0 | 4.1 | 3.9 | 4.1 | 4.2 | 4.1 |
| ES | I-13 | 1.7 | 2.9 | IV-06 | 4.7 | 2.4 | 2.1 | 1.9 | 1.7 | 1.9 | 1.9 | 1.9 | 1.7 |
| FR | I-97 | 2.8 | 3.6 | IV-01 | 4.8 | 4.1 | 4.2 | 4.3 | 4.6 | 4.6 | 4.5 | 4.2 | 4.0 |
| IT | IV-96 | 1.7 | 3.4 | II-90 | 4.6 | 3.2 | 3.1 | 3.2 | 3.2 | 3.0 | 2.8 | 3.0 | 3.1 |
| CY | IV-12 | 1.4 | 2.3 | IV-10 | 5.1 | 2.7 | 2.1 | 1.5 | 1.7 | 1.9 | 1.8 | 1.4 | 2.0 |
| LV | I-11 | 2.6 | 3.3 | IV-05 | 4.2 | 3.4 | 3.1 | 3.7 | 3.4 | 3.5 | 3.0 | 3.2 | 3.5 |
| LT | IV-09 | 2.1 | 2.8 | III-06 | 3.6 | 2.6 | 2.6 | 2.6 | 2.6 | 2.6 | 2.6 | 2.7 | 2.8 |
| LU | IV-93 | 1.7 | 2.8 | IV-07 | 4.0 | 3.7 | 3.5 | 3.4 | 3.6 | 3.5 | 3.7 | 3.2 | 3.4 |
| HU | III-02 | 2.8 | 4.4 | III-08 | 6.5 | 5.2 | 4.2 | 3.9 | 3.9 | 4.8 | 4.7 | 4.0 | 4.3 |
| MT | II-04 | 2.8 | 5.0 | III-11 | 8.1 | 7.3 | 8.1 | 6.5 | 6.5 | 6.6 | 6.8 | 7.0 | 6.8 |
| NL | I-95 | 2.1 | 2.7 | III-08 | 3.5 | 3.0 | 3.0 | 2.9 | 3.2 | 3.2 | 3.2 | 3.1 | 3.2 |
| AT | I-13 | 4.1 | 4.9 | II-08 | 5.9 | 5.4 | 5.4 | 5.4 | 4.8 | 4.8 | 4.3 | 4.4 | 4.1 |
| PL | IV-00 | 5.1 | 8.9 | I-13 | 20.0 | 17.5 | 17.8 | 18.7 | 16.5 | 17.4 | 18.9 | 18.8 | 20.0 |
| PT | III-03 | 1.4 | 2.7 | IV-07 | 5.1 | 3.9 | 3.9 | 3.6 | 3.7 | 3.9 | 3.8 | 3.7 | 3.7 |
| RO | IV-01 | 1.7 | 6.6 | II-07 | 9.1 | 6.6 | 6.9 | 6.2 | 6.2 | 6.6 | 6.3 | 6.4 | 5.7 |
| SI | IV-98 | 2.6 | 4.2 | III-07 | 5.0 | 4.5 | 4.4 | 4.3 | 4.4 | 4.3 | 4.1 | 4.1 | 4.4 |
| SK | I-09 | 4.9 | 6.6 | I-01 | 9.6 | 6.1 | 6.2 | 5.1 | 5.7 | 6.2 | 5.8 | 5.6 | 5.9 |
| FI | III-09 | 1.9 | 2.9 | IV-94 | 3.9 | 2.6 | 2.5 | 2.4 | 2.5 | 3.2 | 2.5 | 2.4 | 2.5 |
| SE | IV-96 | -8.2 | -3.2 | II-08 | 4.1 | 3.3 | 3.5 | 3.2 | 3.0 | 3.6 | 3.8 | 3.6 | 3.2 |
| UK | I-95 | 2.4 | 3.3 | I-08 | 4.4 | 3.8 | 3.7 | 3.5 | 4.2 | 3.5 | 3.2 | 4.0 | 3.6 |

New orders in manufacturing industry (s.a.)^(b)

(Question 11)

| | Since 1990 (*) | | | | 2011 | | | 2012 | | | 2013 | | |
|----|----------------|-------|-------|--------|-------|-------|-------|-------|-------|-------|-------|-------|-------|
| | Min. | | Ave. | Max. | | II | III | IV | I | II | III | IV | I |
| | Date | Value | | Date | Value | | | | | | | | |
| EU | I-09 | -41.7 | 0.7 | I-11 | 23.0 | 19.3 | 4.7 | -3.5 | -4.0 | -5.5 | -13.5 | -17.9 | -11.9 |
| EA | I-09 | -41.5 | 1.5 | I-11 | 23.6 | 18.8 | 3.1 | -5.7 | -3.0 | -8.3 | -17.1 | -18.3 | -14.2 |
| BE | I-09 | -26.5 | -3.5 | IV-97 | 19.8 | 6.7 | -7.2 | -10.5 | -7.8 | -5.0 | -4.6 | -14.4 | -12.2 |
| BG | III-09 | -39.1 | 1.6 | II-98 | 31.4 | -6.8 | -5.7 | -6.7 | -12.4 | -11.9 | -3.4 | -8.1 | -10.4 |
| CZ | I-09 | -51.4 | 9.1 | IV-06 | 42.6 | 19.0 | 2.1 | -1.0 | 7.2 | -3.0 | -15.3 | -12.0 | -8.4 |
| DK | II-09 | -60.0 | 5.8 | III-94 | 37.7 | 26.9 | 15.5 | 5.5 | 10.3 | 15.7 | -0.7 | -1.5 | -2.9 |
| DE | I-09 | -45.7 | 1.2 | II-10 | 43.2 | 24.0 | 2.7 | -4.7 | 4.1 | -5.7 | -17.3 | -20.2 | -9.3 |
| EE | II-09 | -49.7 | 10.7 | I-07 | 44.4 | 31.8 | 19.7 | 12.1 | 6.2 | 13.0 | 6.9 | -7.8 | -8.4 |
| IE | : | : | : | : | : | : | : | : | : | : | : | : | : |
| EL | I-12 | -18.0 | 5.8 | IV-97 | 23.0 | -9.3 | -7.1 | -8.7 | -18.0 | -11.2 | -14.6 | -12.9 | -2.8 |
| ES | I-09 | -20.6 | 4.4 | III-94 | 14.4 | 1.0 | -3.6 | -3.5 | -0.8 | -9.4 | -9.3 | -4.3 | -5.3 |
| FR | II-09 | -56.3 | 0.6 | II-00 | 38.0 | 27.7 | 16.0 | 3.8 | -3.4 | -3.1 | -25.3 | -23.0 | -28.0 |
| IT | II-09 | -53.7 | -0.8 | I-95 | 28.6 | 7.7 | -3.8 | -12.9 | -16.2 | -23.8 | -28.2 | -24.9 | -24.4 |
| CY | I-13 | -55.9 | -28.1 | III-08 | 29.0 | -25.9 | -40.3 | -49.9 | -48.6 | -46.3 | -44.1 | -48.7 | -55.9 |
| LV | I-09 | -53.8 | 5.2 | IV-03 | 22.3 | 10.4 | 3.9 | -0.6 | 4.7 | 1.7 | 3.2 | -0.7 | 5.7 |
| LT | I-09 | -51.8 | 4.1 | II-11 | 30.7 | 30.7 | 20.5 | -5.3 | -0.8 | 9.2 | 9.7 | 3.1 | 3.1 |
| LU | I-09 | -63.8 | -10.3 | I-00 | 29.4 | 12.3 | -1.9 | 5.9 | -16.1 | -21.5 | -20.3 | -44.2 | -41.3 |
| HU | II-09 | -59.3 | -4.9 | III-00 | 23.6 | 16.9 | 20.7 | -18.2 | -15.1 | 0.2 | -16.5 | -22.0 | -11.6 |
| MT | II-09 | -51.0 | 11.0 | III-07 | 48.2 | 35.4 | 7.1 | -6.8 | -4.1 | 29.3 | 25.4 | -4.7 | 0.1 |
| NL | II-09 | -40.0 | 5.2 | II-11 | 22.2 | 22.2 | 2.9 | -8.4 | -2.9 | -3.9 | -4.4 | -13.4 | -5.8 |
| AT | II-09 | -38.3 | 7.2 | II-11 | 40.2 | 40.2 | 19.2 | 2.6 | 8.5 | 11.2 | -0.6 | -10.3 | -6.5 |
| PL | I-09 | -28.4 | -0.4 | II-07 | 25.3 | 12.4 | 4.1 | 2.5 | 3.0 | -1.8 | -3.8 | -15.5 | -11.8 |
| PT | II-09 | -64.2 | -7.4 | IV-94 | 26.2 | -18.1 | -16.1 | -36.0 | -24.3 | -33.0 | -42.3 | -30.7 | -28.9 |
| RO | II-09 | -31.1 | 0.2 | III-03 | 21.0 | 7.4 | 2.0 | 1.2 | 5.0 | -0.3 | -6.5 | -7.2 | -6.0 |
| SI | II-09 | -56.2 | 5.9 | III-06 | 35.8 | 24.7 | 16.0 | 3.3 | 6.4 | -3.0 | -15.9 | -22.3 | -8.5 |
| SK | II-09 | -32.7 | 23.8 | IV-07 | 53.5 | 35.0 | 10.3 | 5.8 | 10.5 | -5.5 | -3.7 | -6.6 | 8.9 |
| FI | I-09 | -57.0 | 8.2 | III-94 | 49.0 | 31.0 | -0.3 | -27.1 | -15.5 | 1.1 | 7.0 | -9.0 | -14.6 |
| SE | II-09 | -46.4 | 5.6 | IV-94 | 41.2 | 29.8 | 14.8 | -16.0 | -18.0 | -0.9 | -11.8 | -19.2 | -12.7 |
| UK | II-09 | -54.7 | -4.7 | I-95 | 28.5 | 21.8 | 9.7 | 9.5 | -15.4 | 3.6 | 0.4 | -11.6 | -1.7 |

TABLE 2a (continued) : Quarterly survey of manufacturing industry

(Data collected in January, April, July and October each year.)

Export volume expectations in manufacturing industry (s.a.)^(b)

(Question 12)

| | Since 1990 (*) | | | | | 2011 | | | 2012 | | | 2013 | |
|----|----------------|-------|------|--------|-------|------|-------|-------|-------|-------|-------|-------|-------|
| | Min. | | Ave. | Max. | | II | III | IV | I | II | III | IV | I |
| | Date | Value | | Date | Value | | | | | | | | |
| EU | I-09 | -27.2 | 6.7 | I-11 | 20.6 | 15.6 | 8.7 | -0.7 | 5.9 | 5.5 | 0.5 | -5.4 | 1.5 |
| EA | I-09 | -29.4 | 6.6 | I-11 | 20.8 | 16.7 | 9.2 | 0.7 | 5.6 | 2.7 | -1.0 | -7.1 | 1.5 |
| BE | IV-08 | -18.6 | 3.5 | IV-06 | 19.1 | 8.9 | 2.3 | -4.7 | -1.8 | 1.4 | 4.5 | 2.5 | 3.8 |
| BG | I-09 | -1.7 | 17.2 | III-95 | 38.8 | 18.6 | 11.2 | 13.8 | 16.8 | 14.5 | 9.8 | 10.1 | 9.1 |
| CZ | I-09 | -41.4 | 23.1 | IV-97 | 55.0 | 8.2 | -2.2 | 14.7 | 11.8 | -0.4 | -11.2 | -6.2 | -4.3 |
| DK | I-09 | -23.0 | 8.6 | I-98 | 24.2 | 2.2 | 6.6 | 1.7 | 13.0 | 7.9 | 0.0 | -4.7 | 10.0 |
| DE | I-09 | -29.8 | 5.0 | I-11 | 25.8 | 23.0 | 10.3 | 6.5 | 7.7 | 6.5 | 3.0 | -6.1 | 4.9 |
| EE | I-09 | -28.0 | 14.9 | III-00 | 37.6 | 21.6 | 11.6 | 2.6 | 4.0 | 7.0 | 3.1 | 0.2 | 7.8 |
| IE | : | : | : | : | : | : | : | : | : | : | : | : | : |
| EL | II-09 | -12.4 | 19.5 | I-00 | 36.2 | 14.2 | 15.4 | -6.7 | 6.9 | 6.9 | 9.4 | 13.7 | 24.0 |
| ES | I-09 | -14.8 | 4.7 | I-07 | 16.2 | 7.6 | 3.2 | -0.4 | 2.8 | 0.1 | -4.4 | -1.0 | 5.0 |
| FR | I-09 | -46.3 | 4.0 | IV-97 | 35.3 | 19.1 | 14.6 | -3.2 | 5.7 | -4.6 | -14.7 | -18.8 | -17.2 |
| IT | I-09 | -27.6 | 10.1 | I-96 | 25.1 | 12.4 | 7.6 | 3.2 | 6.1 | 4.8 | 1.1 | 1.7 | 4.8 |
| CY | II-09 | -36.7 | -8.4 | II-11 | 8.4 | 8.4 | -10.4 | -6.3 | -31.3 | 2.9 | -33.0 | -8.6 | -12.2 |
| LV | I-09 | -17.6 | 12.5 | IV-00 | 25.5 | 10.8 | 11.5 | 6.6 | 10.2 | 5.6 | 7.7 | 6.4 | 8.0 |
| LT | II-09 | -25.5 | 10.3 | III-97 | 35.7 | 20.1 | 15.4 | 3.9 | -0.3 | 17.8 | 7.7 | 6.6 | 11.4 |
| LU | I-09 | -74.3 | -5.3 | II-00 | 44.1 | -0.9 | 15.6 | -2.1 | -13.3 | -9.3 | -36.9 | -49.9 | -36.9 |
| HU | I-09 | -37.0 | 9.1 | IV-00 | 31.1 | 24.9 | 22.1 | -3.5 | 4.7 | 13.8 | 0.3 | 3.1 | 2.8 |
| MT | I-09 | -23.2 | 16.7 | I-11 | 45.6 | 32.4 | 10.6 | -2.8 | 27.5 | 24.6 | 30.9 | 1.6 | 14.7 |
| NL | I-09 | -20.6 | 6.7 | IV-94 | 21.9 | 7.9 | -0.3 | -2.9 | 2.9 | 3.5 | 2.2 | -2.2 | 1.7 |
| AT | I-09 | -22.0 | 8.8 | III-06 | 19.7 | 9.6 | 9.3 | -2.8 | 4.7 | 1.2 | 6.1 | -12.2 | 7.2 |
| PL | I-09 | -14.1 | 14.0 | IV-04 | 24.3 | 7.4 | 5.0 | 0.9 | 6.2 | 3.5 | 2.5 | -5.6 | -2.4 |
| PT | I-09 | -46.1 | 10.2 | II-94 | 50.3 | 2.9 | -5.3 | -5.5 | -0.7 | -8.6 | -19.7 | -22.6 | -10.0 |
| RO | I-09 | -13.3 | 12.2 | III-96 | 34.2 | 4.2 | 0.7 | 1.5 | 2.5 | 2.3 | 3.2 | 1.2 | 5.9 |
| SI | I-09 | -32.1 | 21.3 | II-00 | 42.0 | 28.4 | 26.2 | 14.9 | 15.4 | 9.5 | 4.5 | -1.4 | 8.5 |
| SK | II-09 | -52.2 | 27.1 | I-96 | 74.7 | 22.9 | 13.7 | 18.5 | 4.1 | 17.7 | -6.8 | -6.3 | 12.1 |
| FI | I-09 | -42.1 | 8.5 | IV-96 | 34.5 | 13.8 | 26.0 | -22.2 | -3.5 | -12.4 | 12.8 | 2.0 | 13.2 |
| SE | I-08 | -21.5 | 18.5 | III-09 | 47.0 | 25.4 | 23.9 | 14.3 | 27.6 | 23.4 | 17.7 | -15.7 | -2.6 |
| UK | IV-98 | -42.8 | 2.9 | IV-96 | 27.6 | 12.1 | 3.2 | -12.2 | 0.7 | 19.2 | 5.8 | 3.0 | 3.3 |

Competitive position on foreign markets outside the EU (s.a.)^(b)

(Question 16)

| | Since 1990 (*) | | | | | 2011 | | | 2012 | | | 2013 | |
|----|----------------|-------|------|--------|-------|-------|-------|-------|-------|-------|-------|-------|-------|
| | Min. | | Ave. | Max. | | II | III | IV | I | II | III | IV | I |
| | Date | Value | | Date | Value | | | | | | | | |
| EU | I-04 | -10.0 | -0.8 | III-10 | 8.4 | 3.0 | 1.9 | 2.4 | 1.6 | 3.1 | -0.6 | -0.9 | -0.2 |
| EA | II-09 | -9.0 | 1.6 | IV-00 | 11.6 | 5.3 | 2.3 | 2.0 | 3.2 | 3.0 | 1.0 | 1.5 | 0.9 |
| BE | I-09 | -22.2 | -8.9 | I-11 | 3.6 | -0.1 | -4.8 | -6.3 | -3.4 | -13.0 | -10.7 | -9.9 | -15.7 |
| BG | II-09 | -10.5 | 1.0 | I-07 | 16.8 | 2.6 | -0.1 | -0.4 | -2.7 | -0.3 | -3.2 | -0.1 | -0.5 |
| CZ | IV-09 | -14.7 | 6.1 | III-01 | 26.6 | 12.5 | 3.6 | 4.1 | -0.6 | 4.7 | 2.0 | 4.1 | 1.9 |
| DK | IV-98 | -37.3 | -8.0 | II-07 | 11.3 | -0.7 | -2.3 | -0.6 | 5.8 | 1.2 | -10.7 | 2.2 | -2.5 |
| DE | I-04 | -8.2 | 2.8 | I-11 | 13.0 | 10.5 | 5.9 | 4.6 | 2.5 | 3.9 | 1.1 | 4.1 | 3.2 |
| EE | I-09 | -13.6 | 3.6 | I-11 | 13.0 | 10.2 | 4.7 | 7.9 | 8.8 | 9.0 | 5.7 | 4.8 | 5.4 |
| IE | : | : | : | : | : | : | : | : | : | : | : | : | : |
| EL | IV-11 | -5.0 | 3.0 | III-95 | 11.5 | 2.8 | -2.8 | -5.0 | 2.3 | 1.3 | -1.5 | -3.9 | 6.3 |
| ES | I-04 | -5.8 | 5.8 | IV-12 | 13.2 | 8.1 | 9.4 | 4.7 | 9.9 | 11.2 | 9.8 | 13.2 | 6.9 |
| FR | II-07 | -17.6 | -0.1 | IV-97 | 22.9 | 0.9 | -2.6 | 0.1 | 11.2 | 11.9 | 3.5 | -2.9 | -3.8 |
| IT | III-05 | -12.1 | -1.0 | II-01 | 14.4 | -0.1 | -1.3 | 0.1 | 0.2 | 0.4 | -3.0 | -3.5 | -0.8 |
| CY | II-12 | -24.3 | -6.5 | II-10 | 19.5 | -1.7 | -3.6 | 5.6 | -22.7 | -24.3 | -8.5 | -19.6 | -5.3 |
| LV | I-09 | -12.4 | 8.2 | I-02 | 33.3 | 1.7 | 1.5 | 0.8 | 3.8 | 1.9 | 4.2 | 1.5 | -0.7 |
| LT | III-09 | -20.0 | 0.8 | IV-02 | 13.1 | 2.3 | 1.9 | -1.8 | 0.9 | -3.8 | 3.3 | 5.9 | 5.5 |
| LU | I-04 | -37.8 | -4.1 | III-10 | 28.9 | -17.8 | -2.4 | 21.9 | 16.7 | 3.0 | -5.1 | -12.1 | -22.3 |
| HU | II-09 | -14.0 | -2.1 | III-00 | 14.8 | 4.3 | 2.2 | -3.8 | 2.6 | 3.6 | -2.7 | -2.3 | -3.8 |
| MT | II-05 | -39.3 | -6.6 | III-07 | 39.6 | -4.1 | -3.5 | -18.9 | -2.1 | 2.0 | -0.9 | -3.7 | 6.1 |
| NL | IV-09 | -8.0 | -0.4 | III-97 | 6.4 | 3.3 | 0.4 | 2.5 | -1.7 | 4.1 | 1.4 | 3.0 | 1.6 |
| AT | III-09 | -7.4 | 6.8 | II-00 | 17.6 | 11.4 | 7.8 | 6.6 | 1.7 | 3.3 | 3.5 | 2.7 | 4.1 |
| PL | I-02 | -30.2 | -5.1 | III-04 | 2.2 | -2.5 | -3.3 | -3.8 | -3.4 | -5.5 | -5.1 | -7.2 | -7.5 |
| PT | II-09 | -22.2 | 2.2 | IV-96 | 21.1 | -9.1 | 3.7 | 2.6 | 0.9 | 5.5 | -2.5 | 3.1 | 4.5 |
| RO | IV-01 | -16.6 | 2.5 | IV-02 | 10.4 | 3.9 | 3.4 | 3.0 | 2.2 | 1.5 | 0.2 | 1.8 | 1.7 |
| SI | II-09 | -29.8 | -8.2 | III-07 | 7.7 | -0.9 | -4.4 | -5.7 | -3.8 | -6.4 | -13.7 | -11.7 | -12.0 |
| SK | I-10 | -16.1 | -0.2 | IV-01 | 25.4 | -0.4 | -8.7 | -6.9 | -5.8 | -5.2 | -7.3 | -1.2 | 9.1 |
| FI | II-09 | -25.7 | -4.0 | IV-00 | 34.4 | -1.0 | -9.6 | -11.3 | -7.4 | -13.3 | 7.5 | -2.3 | -7.8 |
| SE | IV-12 | -36.6 | -6.9 | III-09 | 26.7 | -3.9 | -11.0 | 10.1 | -9.6 | -16.5 | -17.8 | -36.6 | -6.7 |
| UK | II-98 | -47.7 | -8.5 | I-09 | 36.3 | -7.8 | 2.9 | 4.5 | -5.8 | 1.3 | -4.3 | -7.9 | -3.7 |

(a) Answers to the questions whether, taking into account the level of order-books or production, capacity is more than sufficient (+), sufficient (=) or less than sufficient (-). Thus, negative balances (capacity less than sufficient) indicate high levels of capacity utilisation, whereas positive balances (capacity more than sufficient) are associated with low levels of capacity utilisation.

(b) Balances: i.e., differences between the percentages of respondents giving positive and negative replies.

TABLE 3: Monthly survey of services (s.a.)

| | | Since 1990 (*) | | | | | | 2012 | | | | | | | | | | | | 2013 |
|---|-------|----------------|-------|-------|-------|-------|-------|-------|-------|-------|-------|-------|-------|-------|-------|-------|-------|-------|---|------|
| | | Min. | | Ave. | Max. | | Feb | Mar | Apr | May | Jun | Jul | Aug | Sep | Oct | Nov | Dec | Jan | | |
| | | Date | Value | | Date | Value | | | | | | | | | | | | | | |
| SERVICES CONFIDENCE INDICATOR ^(a) | EU | 03-09 | -32.0 | 9.1 | 06-98 | 33.5 | -4.5 | -3.6 | -3.8 | -6.3 | -7.4 | -10.4 | -11.5 | -12.6 | -11.9 | -8.9 | -11.3 | -7.6 | | |
| | EA | 03-09 | -27.3 | 10.0 | 08-98 | 35.3 | -1.0 | -0.4 | -2.5 | -5.3 | -7.5 | -8.6 | -10.9 | -12.0 | -12.2 | -12.0 | -9.8 | -8.8 | | |
| | BE | 04-09 | -42.9 | 11.6 | 08-07 | 32.2 | 2.4 | 6.9 | 2.5 | -2.2 | -4.1 | 0.6 | -1.7 | -1.2 | -5.0 | -5.7 | -0.5 | 1.6 | | |
| | BG | 06-10 | -13.6 | 11.1 | 03-07 | 33.4 | -0.4 | 4.6 | 3.6 | 6.2 | 10.4 | 9.1 | 8.8 | 3.7 | 3.6 | 3.5 | 5.3 | 2.5 | | |
| | CZ | 09-09 | 6.4 | 34.8 | 02-07 | 52.6 | 26.7 | 27.9 | 26.9 | 25.4 | 24.6 | 22.5 | 24.0 | 25.1 | 22.8 | 23.3 | 23.8 | 24.8 | | |
| | DK | : | : | : | : | : | : | : | : | : | : | : | : | : | : | : | : | : | : | |
| | DE | 02-09 | -23.8 | 18.5 | 03-99 | 50.1 | 18.8 | 14.8 | 14.7 | 13.2 | 8.8 | 5.1 | 4.1 | 5.4 | 0.7 | 1.6 | 5.3 | 6.9 | | |
| | EE | 02-09 | -50.3 | 11.2 | 01-06 | 38.3 | 13.4 | 15.0 | 15.7 | 13.0 | 10.1 | 12.3 | 9.9 | 9.4 | 10.9 | 10.0 | 17.7 | 13.5 | | |
| | IE | : | : | : | : | : | : | : | : | : | : | : | : | : | : | : | : | : | : | |
| | EL | 10-12 | -46.0 | 11.3 | 08-00 | 58.7 | -30.6 | -32.2 | -31.3 | -31.1 | -43.2 | -42.8 | -41.8 | -40.9 | -46.0 | -38.4 | -31.4 | -28.6 | | |
| | ES | 01-09 | -38.7 | 10.7 | 06-98 | 54.0 | -15.1 | -13.4 | -18.0 | -23.3 | -17.5 | -22.3 | -24.6 | -32.8 | -22.2 | -25.0 | -26.1 | -23.8 | | |
| | FR | 04-09 | -28.8 | 0.4 | 01-90 | 16.2 | -3.7 | -2.6 | -3.6 | -7.7 | -10.3 | -12.6 | -13.6 | -15.0 | -13.3 | -14.2 | -13.7 | -14.1 | | |
| | IT | 09-12 | -24.8 | 3.3 | 04-00 | 33.1 | -18.3 | -11.3 | -16.9 | -19.5 | -20.7 | -17.0 | -23.4 | -24.8 | -23.2 | -23.1 | -22.1 | -18.5 | | |
| | CY | 11-12 | -45.6 | 1.1 | 08-07 | 35.4 | -22.6 | -25.7 | -27.1 | -33.1 | -27.8 | -28.1 | -36.4 | -36.2 | -42.1 | -45.6 | -40.7 | -33.9 | | |
| | LV | 03-09 | -43.9 | 4.4 | 12-06 | 20.9 | 8.4 | 5.1 | 6.0 | 3.9 | 5.9 | 7.4 | 6.1 | 4.5 | 4.0 | 5.2 | 4.0 | 8.7 | | |
| | LT | 03-09 | -47.2 | 8.8 | 07-06 | 34.3 | 4.9 | 8.0 | 7.6 | 4.0 | 2.4 | 4.9 | 3.4 | 4.1 | 6.1 | 5.4 | 3.9 | 3.8 | | |
| | HU | 03-09 | -44.2 | -10.4 | 03-02 | 13.8 | -26.8 | -20.9 | -23.2 | -21.3 | -22.4 | -21.6 | -19.0 | -22.5 | -23.6 | -20.1 | -11.3 | -17.1 | | |
| | NL | 03-09 | -41.6 | 6.7 | 04-07 | 46.5 | -7.4 | -7.9 | -9.4 | -10.3 | -12.9 | -10.4 | -12.2 | -11.1 | -10.1 | -11.5 | -10.2 | -11.4 | | |
| | AT | 04-09 | -24.9 | 15.0 | 06-98 | 33.4 | 5.4 | 11.4 | 11.4 | 10.7 | 9.2 | 4.5 | -0.1 | -0.1 | -8.8 | 4.1 | 6.9 | 0.9 | | |
| | PL | 03-09 | -12.0 | 5.1 | 07-07 | 22.7 | 2.1 | 3.8 | 2.1 | 2.5 | 0.3 | 0.4 | -0.4 | -1.8 | -5.1 | -4.8 | -4.0 | -7.2 | | |
| | PT | 10-12 | -38.0 | -3.6 | 06-01 | 24.7 | -29.0 | -30.7 | -30.7 | -29.3 | -32.7 | -32.8 | -28.6 | -34.2 | -38.0 | -36.8 | -34.1 | -32.7 | | |
| RO | 06-09 | -19.3 | 14.3 | 06-04 | 56.2 | 6.3 | 2.5 | 3.7 | 5.9 | 5.4 | 4.4 | 0.7 | -2.5 | -3.5 | -0.8 | 3.1 | -6.0 | | | |
| SI | 04-09 | -28.9 | 15.3 | 09-02 | 38.0 | -6.2 | 0.5 | -3.2 | -4.3 | -8.3 | -12.5 | -15.8 | -19.0 | -23.6 | -19.8 | -14.6 | -14.0 | | | |
| SK | 05-09 | -24.0 | 30.8 | 03-02 | 62.6 | 19.2 | 28.8 | 21.2 | 15.7 | 16.5 | 15.3 | 15.6 | 15.5 | 10.5 | 11.2 | 13.0 | 4.9 | | | |
| FI | 12-01 | -47.6 | 16.3 | 09-00 | 51.1 | 17.4 | 14.8 | 11.3 | 14.6 | 2.5 | 5.0 | -2.0 | 0.0 | -4.4 | -5.7 | 5.3 | 3.1 | | | |
| SE | 04-09 | -26.3 | 19.1 | 02-11 | 53.0 | 8.3 | 18.3 | 21.9 | 14.7 | 13.1 | 4.7 | 12.1 | 7.9 | 2.7 | -4.3 | -3.9 | 0.8 | | | |
| UK | 03-09 | -57.4 | 2.5 | 10-97 | 36.1 | -23.9 | -23.0 | -15.1 | -16.7 | -12.5 | -24.4 | -22.0 | -22.4 | -15.8 | 0.0 | -23.1 | -6.4 | | | |
| ASSESSMENT OF BUSINESS SITUATION OVER THE PAST 3 MONTHS (Question 1) | EU | 03-09 | -37.2 | 3.6 | 04-00 | 33.8 | -11.0 | -10.8 | -11.5 | -12.8 | -14.7 | -17.1 | -17.8 | -19.1 | -19.0 | -15.2 | -19.2 | -14.4 | | |
| | EA | 03-09 | -32.9 | 5.8 | 08-00 | 41.7 | -7.0 | -5.5 | -8.2 | -11.3 | -14.0 | -13.8 | -16.7 | -17.1 | -17.3 | -15.9 | -15.7 | -14.0 | | |
| Component of the services confidence indicator | BE | 04-09 | -55.1 | 0.0 | 07-07 | 31.7 | -6.2 | -1.8 | -4.3 | -12.2 | -14.5 | -11.8 | -8.7 | -8.8 | -10.1 | -16.2 | -9.8 | -3.5 | | |
| | BG | 06-10 | -14.1 | 10.0 | 05-02 | 46.1 | -3.2 | 3.5 | -0.9 | 4.0 | 10.3 | 9.5 | 9.1 | 5.1 | 2.1 | 2.9 | 1.2 | -2.2 | | |
| | CZ | 09-09 | 25.2 | 55.2 | 07-02 | 74.7 | 44.3 | 43.1 | 45.0 | 48.4 | 45.5 | 45.0 | 49.2 | 49.3 | 50.1 | 48.3 | 48.9 | 50.0 | | |
| | DK | : | : | : | : | : | : | : | : | : | : | : | : | : | : | : | : | : | | |
| | DE | 01-03 | -38.8 | 16.7 | 12-98 | 59.3 | 15.2 | 11.9 | 12.0 | 10.8 | 4.1 | 5.2 | 0.7 | 3.4 | -3.3 | -0.7 | 0.6 | 3.0 | | |
| | EE | 04-09 | -54.0 | 13.0 | 11-02 | 47.4 | 21.1 | 20.3 | 19.9 | 18.6 | 13.0 | 17.6 | 15.1 | 14.6 | 14.9 | 10.5 | 19.7 | 15.3 | | |
| | IE | : | : | : | : | : | : | : | : | : | : | : | : | : | : | : | : | : | | |
| | EL | 08-12 | -47.3 | 2.0 | 09-00 | 54.7 | -38.1 | -34.1 | -27.9 | -34.4 | -43.2 | -46.6 | -47.3 | -38.3 | -39.7 | -25.7 | -30.9 | -33.2 | | |
| | ES | 05-09 | -49.0 | 6.7 | 04-00 | 64.9 | -26.8 | -25.0 | -30.2 | -34.4 | -29.4 | -29.8 | -33.2 | -43.7 | -32.8 | -32.2 | -34.0 | -30.9 | | |
| | FR | 07-91 | -34.1 | -3.1 | 12-04 | 18.4 | -5.8 | -5.1 | -7.0 | -12.3 | -14.7 | -16.3 | -16.5 | -19.7 | -17.9 | -17.2 | -17.0 | -17.5 | | |
| | IT | 10-02 | -34.7 | 2.6 | 04-00 | 55.9 | -25.6 | -16.6 | -24.4 | -26.9 | -27.0 | -24.8 | -31.7 | -28.7 | -24.4 | -26.3 | -28.1 | -21.1 | | |
| | CY | 12-12 | -49.2 | -6.9 | 06-08 | 27.9 | -32.6 | -30.4 | -38.2 | -40.1 | -35.6 | -39.3 | -39.3 | -41.3 | -45.5 | -46.4 | -49.2 | -43.1 | | |
| | LV | 03-09 | -42.4 | 3.0 | 04-03 | 20.4 | 3.8 | 0.1 | 1.4 | 2.9 | 1.6 | 4.6 | 4.8 | 0.0 | 0.0 | 0.9 | -0.3 | 4.9 | | |
| | LT | 05-09 | -49.5 | 8.6 | 03-03 | 50.9 | 2.5 | 8.7 | 9.7 | 9.0 | 7.0 | 8.7 | 6.1 | 4.4 | 0.5 | -0.9 | -3.1 | 3.5 | | |
| | HU | 02-09 | -40.9 | -11.4 | 05-02 | 17.9 | -28.8 | -23.8 | -25.5 | -22.7 | -21.3 | -23.0 | -17.4 | -20.8 | -23.4 | -20.7 | -14.2 | -16.7 | | |
| | NL | 07-93 | -68.7 | -20.8 | 05-07 | 49.7 | -21.6 | -20.4 | -24.1 | -23.2 | -29.0 | -27.8 | -26.0 | -25.6 | -22.4 | -23.3 | -24.3 | -25.8 | | |
| | AT | 06-09 | -28.3 | 10.9 | 03-98 | 31.1 | 2.9 | 11.0 | 9.7 | 10.0 | 10.9 | 3.0 | -4.6 | -0.2 | -14.5 | 4.2 | 5.0 | -10.2 | | |
| | PL | 03-09 | -14.1 | 4.4 | 08-07 | 20.3 | 1.1 | 2.9 | 1.5 | 1.0 | -0.7 | -0.7 | -1.0 | -2.0 | -6.0 | -6.8 | -4.4 | -8.9 | | |
| | PT | 11-12 | -43.8 | -6.7 | 11-97 | 21.6 | -33.6 | -35.3 | -35.0 | -36.2 | -39.6 | -40.2 | -34.9 | -40.7 | -42.7 | -43.8 | -43.5 | -42.4 | | |
| | RO | 05-09 | -18.0 | 17.7 | 04-03 | 67.0 | 6.1 | 0.5 | 4.4 | 10.7 | 6.6 | 6.3 | -1.8 | -0.8 | -5.5 | 0.6 | 1.7 | -5.9 | | |
| | SI | 10-12 | -19.6 | 20.9 | 10-02 | 56.8 | -6.3 | 0.1 | -5.7 | -5.4 | -4.8 | -8.1 | -9.7 | -9.4 | -19.6 | -17.5 | -15.3 | -14.3 | | |
| SK | 04-09 | -28.9 | 26.5 | 06-03 | 63.2 | 24.7 | 26.0 | 22.9 | 5.6 | 5.0 | 15.2 | 15.9 | 14.3 | -0.1 | -5.6 | -2.8 | -7.9 | | | |
| FI | 12-01 | -92.4 | 11.7 | 12-02 | 99.0 | 3.6 | 1.7 | -2.0 | -3.3 | -10.7 | -10.4 | -14.6 | -16.2 | -23.3 | -19.7 | -10.6 | -16.2 | | | |
| SE | 01-02 | -60.2 | 14.1 | 02-11 | 52.9 | 6.9 | 19.5 | 23.4 | 15.6 | 12.6 | 2.3 | 8.9 | 4.9 | -2.1 | -2.8 | -7.9 | -5.0 | | | |
| UK | 03-09 | -64.0 | -11.4 | 12-97 | 26.9 | -36.9 | -42.4 | -36.1 | -30.2 | -27.8 | -41.7 | -34.4 | -38.4 | -35.4 | -19.9 | -43.4 | -22.7 | | | |
| EVOLUTION OF DEMAND OVER THE PAST 3 MONTHS (Question 2) | EU | 03-09 | -32.9 | 7.8 | 08-98 | 30.7 | -4.2 | -1.9 | -3.6 | -6.2 | -6.3 | -10.4 | -12.0 | -14.9 | -14.2 | -10.1 | -12.1 | -11.4 | | |
| | EA | 03-09 | -28.3 | 8.5 | 03-00 | 34.1 | -1.4 | -0.7 | -2.4 | -4.7 | -7.7 | -9.1 | -11.5 | -14.0 | -15.5 | -14.2 | -11.2 | -11.0 | | |
| Component of the services confidence indicator | BE | 04-09 | -45.0 | 10.9 | 05-11 | 35.7 | 2.0 | 9.5 | 4.3 | -5.0 | -5.5 | 6.0 | -6.2 | 1.2 | -12.6 | -10.2 | -1.8 | -2.1 | | |
| | BG | 06-10 | -25.0 | 4.8 | 01-07 | 29.2 | -10.3 | -4.2 | -5.0 | -0.1 | 1.5 | 3.8 | 1.8 | -2.2 | -6.1 | -2.8 | 3.1 | -4.5 | | |
| | CZ | 08-09 | -13.0 | 22.2 | 04-07 | 43.9 | 17.2 | 18.3 | 13.2 | 12.0 | 9.4 | 7.3 | 8.0 | 10.4 | 8.5 | 7.6 | 14.1 | 6.6 | | |
| | DK | : | : | : | : | : | : | : | : | : | : | : | : | : | : | : | : | : | | |
| | DE | 03-09 | -28.6 | 15.3 | 09-98 | 41.2 | 18.0 | 14.4 | 17.5 | 16.1 | 7.9 | 4.5 | 4.9 | 5.4 | -2.0 | 0.7 | 4.4 | 5.1 | | |
| | EE | 04-09 | -60.8 | 10.7 | 01-06 | 48.6 | 19.0 | 13.1 | 15.5 | 14.6 | 11.4 | 15.5 | 10.1 | 11.3 | 13.9 | 10.4 | 19.8 | 16.5 | | |
| | IE | : | : | : | : | : | : | : | : | : | : | : | : | : | : | : | : | : | | |
| | EL | 10-12 | -50.4 | 13.8 | 06-01 | 67.7 | -30.2 | -33.9 | -31.8 | -24.2 | -39.3 | -43.9 | -47.0 | -41.6 | -50.4 | -45.8 | -30.0 | -29.9 | | |
| | ES | 05-09 | -51.2 | 3.1 | 06-98 | 53.8 | -27.8 | -26.9 | -31.2 | -33.1 | -30.0 | -33.6 | -36.1 | -49.2 | -30.9 | -36.3 | -39.6 | -33.9 | | |
| | FR | 04-09 | -27.7 | 2.0 | 01-90 | 18.9 | 0.9 | 2.5 | 0.1 | -3.9 | -4.5 | -11.8 | -12.2 | -16.6 | -12.7 | -11.9 | -10.5 | -16.1 | | |
| | IT | 08-02 | -43.8 | -4.4 | 03-01 | 22.7 | -22.0 | -13.9 | -20.7 | -22.4 | -23.2 | -18.7 | -25.2 | -28.5 | -30.7 | -29.0 | -26.8 | -22.1 | | |
| | CY | 11-12 | -55.2 | -0.9 | 05-08 | 39.0 | -26.1 | -35.5 | -33.6 | -43.7 | -35.6 | -34.2 | -50.2 | -45.0 | -47.1 | -55.2 | -45.1 | -38.6 | | |
| | LV | 04-09 | -48.0 | 2.3 | 11-06 | 20.9 | 8.3 | | | | | | | | | | | | | |

TABLE 3 (continued): Monthly survey of services (s.a.)

| | | Since 1990 (*) | | | | | | 2012 | | | | | | | | | | | | 2013 |
|--|-------|----------------|-------|-------|-------|-------|-------|--------|-------|-------|-------|-------|-------|-------|-------|-------|-------|-------|---|------|
| | | Min. | | Ave. | Max. | | Feb | Mar | Apr | May | Jun | Jul | Aug | Sep | Oct | Nov | Dec | Jan | | |
| | | Date | Value | | Date | Value | | | | | | | | | | | | | | |
| EVOLUTION OF DEMAND EXPECTED OVER THE NEXT 3 MONTHS (Question 3) | EU | 03-09 | -25.9 | 16.1 | 12-97 | 40.7 | 1.8 | 1.8 | 3.8 | 0.1 | -1.2 | -3.8 | -4.7 | -3.9 | -2.4 | -1.5 | -2.5 | 2.9 | | |
| | EA | 03-09 | -20.7 | 16.2 | 08-00 | 41.9 | 5.3 | 5.2 | 3.2 | 0.2 | -0.7 | -2.9 | -4.5 | -4.9 | -3.8 | -5.8 | -2.4 | -1.2 | | |
| | BE | 02-09 | -31.9 | 24.0 | 07-00 | 47.1 | 11.5 | 12.9 | 7.4 | 10.5 | 7.8 | 7.7 | 9.8 | 3.9 | 7.8 | 9.2 | 10.1 | 10.3 | | |
| | BG | 06-10 | -1.6 | 18.3 | 05-02 | 49.2 | 12.3 | 14.6 | 16.8 | 14.7 | 19.4 | 14.1 | 15.6 | 8.3 | 14.9 | 10.4 | 11.5 | 14.2 | | |
| | CZ | 06-09 | -1.8 | 27.2 | 02-07 | 50.4 | 18.5 | 22.2 | 22.5 | 15.8 | 19.0 | 15.2 | 14.8 | 15.5 | 9.8 | 14.1 | 8.3 | 17.9 | | |
| | DK | : | : | : | : | : | : | : | : | : | : | : | : | : | : | : | : | : | : | |
| | DE | 11-08 | -18.7 | 23.5 | 09-00 | 60.0 | 23.2 | 18.0 | 14.6 | 12.6 | 14.3 | 5.7 | 6.9 | 7.4 | 7.4 | 4.9 | 11.0 | 12.6 | | |
| | EE | 03-09 | -46.2 | 9.8 | 12-05 | 32.9 | -0.1 | 11.7 | 11.8 | 5.7 | 5.9 | 3.9 | 4.5 | 2.4 | 3.8 | 9.0 | 13.7 | 8.7 | | |
| | IE | : | : | : | : | : | : | : | : | : | : | : | : | : | : | : | : | : | : | |
| | EL | 10-12 | -47.8 | 18.0 | 09-01 | 73.5 | -23.6 | -28.5 | -34.1 | -34.6 | -47.2 | -37.9 | -31.2 | -42.8 | -47.8 | -43.7 | -33.3 | -22.7 | | |
| | ES | 02-09 | -27.0 | 22.2 | 06-98 | 57.6 | 9.3 | 11.7 | 7.4 | -2.5 | 7.0 | -3.4 | -4.5 | -5.6 | -2.9 | -6.6 | -4.8 | -6.7 | | |
| | FR | 04-09 | -28.1 | 2.2 | 11-06 | 17.4 | -6.3 | -5.2 | -3.8 | -6.8 | -11.5 | -9.7 | -12.3 | -8.9 | -9.1 | -13.6 | -13.7 | -8.6 | | |
| | IT | 04-96 | -31.3 | 12.1 | 06-98 | 42.0 | -7.4 | -3.4 | -5.7 | -9.2 | -12.0 | -7.6 | -13.3 | -17.1 | -14.4 | -14.1 | -11.3 | -12.2 | | |
| | CY | 11-12 | -35.3 | 11.2 | 03-07 | 47.6 | -9.2 | -11.2 | -9.6 | -15.6 | -12.1 | -10.8 | -19.8 | -22.3 | -33.8 | -35.3 | -27.8 | -19.9 | | |
| | LV | 03-09 | -43.3 | 8.1 | 12-06 | 27.8 | 13.0 | 8.8 | 13.5 | 6.5 | 10.0 | 9.1 | 6.6 | 10.5 | 9.0 | 10.4 | 12.1 | 14.2 | | |
| | LT | 03-09 | -41.3 | 8.2 | 01-08 | 30.3 | 10.5 | 15.1 | 10.3 | 3.3 | 2.2 | 2.6 | 0.1 | 0.8 | 6.0 | 4.6 | 13.2 | 1.8 | | |
| | HU | 03-09 | -48.7 | -7.3 | 02-02 | 16.7 | -19.8 | -9.6 | -14.1 | -16.5 | -20.9 | -18.2 | -17.2 | -21.7 | -21.9 | -14.8 | -5.7 | -17.0 | | |
| | NL | 02-09 | -30.1 | 17.0 | 02-07 | 58.9 | -1.8 | 0.8 | 2.1 | 1.0 | -1.2 | -2.1 | -6.7 | -3.5 | -1.5 | 1.3 | 0.6 | -2.4 | | |
| | AT | 02-09 | -30.6 | 16.4 | 12-96 | 36.7 | 5.2 | 9.7 | 10.1 | 7.7 | 7.3 | 2.8 | 2.2 | -2.2 | 3.7 | 3.3 | 9.5 | 7.6 | | |
| | PL | 03-03 | -15.1 | 8.8 | 12-07 | 28.2 | 5.5 | 9.2 | 5.8 | 6.5 | 3.5 | 3.5 | 1.1 | -0.2 | -1.6 | -0.4 | -2.6 | -3.9 | | |
| PT | 11-12 | -27.3 | 1.9 | 06-01 | 33.1 | -20.8 | -25.1 | -25.3 | -18.1 | -24.0 | -23.2 | -16.9 | -24.7 | -25.9 | -27.3 | -19.8 | -17.4 | | | |
| RO | 06-09 | -22.9 | 14.2 | 06-04 | 51.4 | 6.6 | 8.6 | 4.6 | 5.0 | 6.3 | 4.1 | 2.7 | -1.9 | -1.0 | -2.7 | 3.4 | -1.5 | | | |
| SI | 04-09 | -30.0 | 16.1 | 07-08 | 43.2 | -0.7 | 10.0 | 7.4 | 2.0 | -8.0 | -8.9 | -9.6 | -16.0 | -19.4 | -15.3 | -10.0 | -7.7 | | | |
| SK | 03-09 | -19.0 | 35.8 | 01-02 | 85.5 | 17.4 | 31.0 | 23.1 | 18.3 | 18.3 | 14.2 | 17.2 | 13.9 | 15.5 | 19.1 | 23.5 | 11.7 | | | |
| FI | 07-02 | -41.0 | 17.3 | 04-00 | 51.9 | 22.9 | 22.9 | 16.2 | 21.3 | 9.2 | 13.0 | 6.1 | 4.1 | 8.7 | -1.5 | 11.8 | 10.7 | | | |
| SE | 04-09 | -25.7 | 24.6 | 02-01 | 66.0 | 15.0 | 21.4 | 24.0 | 20.9 | 18.2 | 11.1 | 19.5 | 16.8 | 16.2 | 2.1 | 6.1 | 13.1 | | | |
| UK | 01-09 | -54.1 | 14.2 | 10-97 | 55.7 | -15.8 | -17.1 | 3.0 | -4.2 | -6.3 | -11.2 | -11.3 | -4.4 | 0.3 | 14.3 | -6.5 | 19.7 | | | |
| EVOLUTION OF EMPLOYMENT OVER THE PAST 3 MONTHS (Question 4) | EU | 05-09 | -22.5 | 5.7 | 02-99 | 27.5 | 1.4 | 1.5 | -0.8 | -2.1 | -2.0 | -5.3 | -4.8 | -6.9 | -6.0 | -7.0 | -8.3 | -5.8 | | |
| | EA | 05-09 | -19.0 | 7.0 | 02-99 | 30.6 | 1.8 | 1.6 | -2.2 | -2.2 | -4.9 | -6.1 | -4.5 | -5.5 | -9.0 | -9.3 | -8.7 | -7.5 | | |
| | BE | 04-09 | -46.0 | 6.8 | 12-99 | 33.7 | 4.2 | 12.8 | 1.3 | 0.4 | -1.7 | -15.7 | -7.8 | -0.9 | -1.2 | -5.7 | -12.3 | -5.4 | | |
| | BG | 08-12 | -30.5 | -8.8 | 08-07 | 9.6 | -17.5 | -17.0 | -28.1 | -26.2 | -20.9 | -26.0 | -30.5 | -26.5 | -23.4 | -20.8 | -17.4 | -19.4 | | |
| | CZ | 07-09 | -43.9 | -7.0 | 11-02 | 27.0 | -8.0 | 0.9 | -16.7 | -26.2 | -24.3 | -3.5 | 2.0 | 3.5 | -0.1 | -3.8 | -6.5 | -1.6 | | |
| | DK | : | : | : | : | : | : | : | : | : | : | : | : | : | : | : | : | : | | |
| | DE | 12-02 | -21.3 | 11.6 | 03-99 | 42.3 | 15.6 | 17.8 | 12.8 | 13.8 | 11.3 | 10.2 | 8.7 | 7.2 | 0.2 | 2.2 | 4.4 | 2.9 | | |
| | EE | 02-09 | -28.2 | 3.6 | 01-11 | 18.0 | 7.7 | 7.0 | 7.0 | 0.6 | -1.2 | 1.3 | 2.8 | 3.3 | 1.9 | 2.7 | 1.0 | 3.6 | | |
| | IE | : | : | : | : | : | : | : | : | : | : | : | : | : | : | : | : | : | | |
| | EL | 06-01 | -44.5 | -2.7 | 06-00 | 41.9 | -23.2 | -30.5 | -31.4 | -31.4 | -40.4 | -32.4 | -36.0 | -25.1 | -33.9 | -34.5 | -28.2 | -39.1 | | |
| | ES | 02-10 | -25.7 | 6.1 | 08-98 | 44.0 | -15.1 | -15.9 | -17.4 | -21.1 | -14.5 | -16.9 | -19.6 | -24.0 | -15.8 | -24.6 | -22.3 | -21.8 | | |
| | FR | 05-09 | -26.7 | 2.3 | 02-01 | 25.4 | 8.4 | 2.0 | -1.4 | -2.1 | -11.5 | -15.0 | -6.2 | -8.1 | -15.6 | -10.3 | -10.5 | -7.2 | | |
| | IT | 12-12 | -12.1 | 4.3 | 04-06 | 27.9 | -9.1 | -7.5 | -8.2 | -5.5 | -7.1 | -7.1 | -7.1 | -5.2 | -10.9 | -10.6 | -12.1 | -11.8 | | |
| | CY | 10-12 | -19.9 | 0.5 | 07-08 | 36.4 | -4.6 | -6.6 | 1.5 | -2.8 | -6.3 | -9.7 | -16.8 | -17.5 | -19.9 | -15.1 | -8.3 | -6.5 | | |
| | LV | 08-09 | -47.9 | -0.2 | 12-06 | 17.6 | 7.0 | 6.1 | 1.9 | -3.1 | 3.4 | 0.8 | 4.0 | 4.3 | 1.1 | -1.6 | 1.9 | 2.8 | | |
| | LT | 08-09 | -54.9 | -2.7 | 04-07 | 42.2 | 18.9 | 16.6 | 6.7 | 13.9 | 19.5 | 13.9 | 18.9 | 3.8 | -3.2 | 1.7 | -21.2 | 3.3 | | |
| | HU | 04-09 | -29.5 | -11.0 | 03-02 | 1.1 | -17.2 | -16.2 | -17.7 | -13.1 | -14.6 | -10.1 | -22.9 | -18.4 | -16.1 | -14.6 | -11.0 | -16.3 | | |
| | NL | 07-09 | -37.6 | 2.9 | 09-98 | 51.8 | -9.4 | -10.3 | -15.5 | -15.8 | -17.6 | -14.8 | -15.6 | -18.2 | -17.8 | -23.8 | -25.2 | -22.4 | | |
| | AT | 08-09 | -22.8 | 9.2 | 01-13 | 27.1 | 7.3 | 9.6 | 5.2 | -1.0 | 3.4 | 5.0 | 6.2 | 2.9 | 20.2 | 4.1 | 2.4 | 27.1 | | |
| | PL | 01-04 | -17.0 | -1.2 | 01-08 | 12.8 | -0.7 | -1.5 | -1.1 | 1.2 | -1.0 | -0.2 | -3.2 | -2.4 | -2.6 | -1.9 | -3.7 | -6.1 | | |
| PT | 05-03 | -38.6 | -9.7 | 07-98 | 23.3 | -17.3 | -17.1 | -16.8 | -23.2 | -23.3 | -17.4 | -18.8 | -20.0 | -18.4 | -16.7 | -15.3 | -15.6 | | | |
| RO | 01-03 | -28.8 | -1.6 | 12-04 | 23.7 | -3.7 | -0.8 | -2.2 | 1.6 | 0.7 | 0.3 | 0.2 | 2.7 | 1.6 | 7.6 | 3.7 | 0.3 | | | |
| SI | 04-10 | -36.7 | -3.2 | 04-08 | 26.3 | -10.3 | -2.9 | -18.8 | -22.1 | -22.1 | -18.2 | -21.2 | -22.3 | -27.8 | -27.0 | -26.8 | -25.3 | | | |
| SK | 12-04 | -67.6 | -27.9 | 08-10 | 10.0 | -25.4 | -2.4 | 0.7 | -1.2 | -18.1 | -6.7 | -2.3 | -9.1 | -4.6 | -14.2 | -10.6 | -21.4 | | | |
| FI | 07-03 | -36.6 | 15.3 | 11-97 | 88.0 | -1.3 | 3.3 | 2.2 | 5.6 | 5.6 | 5.0 | 3.3 | 5.0 | -3.5 | -11.9 | -2.0 | -10.2 | | | |
| SE | 04-03 | -39.9 | 3.7 | 01-01 | 42.1 | -0.8 | 6.2 | 5.6 | 4.4 | 0.0 | -2.1 | -5.1 | -6.6 | -8.3 | -6.5 | -7.9 | -10.3 | | | |
| UK | 07-09 | -41.4 | 2.8 | 05-07 | 35.3 | 1.8 | 2.0 | 7.0 | 0.4 | 13.7 | -1.7 | -4.5 | -13.2 | 7.1 | 2.4 | -7.0 | 2.2 | | | |
| EVOLUTION OF EMPLOYMENT EXPECTED OVER THE NEXT 3 MONTHS (Question 5) | EU | 02-09 | -22.0 | 6.8 | 10-99 | 23.1 | 2.0 | 2.3 | 4.3 | -2.4 | -4.4 | -4.6 | -4.6 | -4.9 | -2.6 | -2.3 | -3.8 | -1.9 | | |
| | EA | 02-09 | -16.6 | 5.9 | 01-01 | 21.4 | 2.6 | 2.9 | -0.4 | -3.2 | -5.0 | -3.6 | -4.2 | -4.2 | -5.8 | -5.5 | -5.5 | -5.2 | | |
| | BE | 03-09 | -33.9 | 17.2 | 12-99 | 45.2 | 10.3 | 7.9 | 6.4 | 2.5 | 7.4 | 6.1 | 9.2 | 7.7 | 2.4 | -0.5 | -2.5 | 12.4 | | |
| | BG | 05-02 | -30.9 | -7.3 | 04-08 | 15.4 | -13.8 | -11.0 | -11.1 | -19.4 | -21.6 | -25.4 | -18.3 | -20.4 | -23.2 | -22.1 | -19.2 | -18.0 | | |
| | CZ | 02-09 | -33.4 | -10.5 | 01-08 | 16.6 | 0.0 | -3.6 | -6.7 | -11.5 | -11.9 | 0.7 | -13.0 | -13.6 | 2.8 | -3.9 | -8.4 | -6.3 | | |
| | DK | : | : | : | : | : | : | : | : | : | : | : | : | : | : | : | : | : | | |
| | DE | 02-09 | -19.0 | 3.8 | 01-12 | 19.7 | 16.6 | 15.2 | 7.4 | 10.6 | 4.9 | 4.6 | 4.6 | 9.1 | 2.4 | 6.8 | 8.8 | 5.0 | | |
| | EE | 03-09 | -26.9 | 10.4 | 03-05 | 27.0 | 5.8 | 12.0 | 12.4 | 13.3 | 11.3 | 10.9 | 8.7 | 8.1 | 7.0 | 12.0 | 10.9 | 11.7 | | |
| | IE | : | : | : | : | : | : | : | : | : | : | : | : | : | : | : | : | : | | |
| | EL | 11-12 | -41.5 | 1.3 | 05-99 | 46.7 | -26.1 | -32.2 | -34.3 | -33.0 | -39.3 | -34.0 | -30.9 | -38.5 | -37.7 | -41.5 | -33.5 | -24.6 | | |
| | ES | 02-09 | -16.1 | 9.7 | 04-00 | 40.4 | 1.7 | -3.3 | -1.7 | -10.3 | -4.6 | -3.7 | -0.6 | -12.6 | -11.4 | -10.2 | -9.8 | -10.7 | | |
| | FR | 05-09 | -27.9 | 1.5 | 12-00 | 21.9 | -3.9 | -2.1 | -1.8 | -9.9 | -10.6 | -6.3 | -7.5 | -8.3 | -9.3 | -9.6 | -10.7 | -11.6 | | |
| | IT | 12-12 | -11.3 | 4.9 | 04-00 | 26.2 | -4.8 | -1.8 | -4.3 | -6.6 | -9.3 | -7.4 | -9.7 | -6.6 | -7.9 | -10.0 | -11.3 | -9.5 | | |
| | CY | 09-12 | -21.4 | 2.9 | 07-08 | 30.0 | 0.2 | 0.2 | -1.9 | -17.4 | -16.0 | -16.4 | -16.6 | -21.4 | -12.6 | -11.2 | -9.9 | -11.2 | | |
| | LV | 04-09 | -39.9 | 3.8 | 08-06 | 20.4 | 4.9 | 3.9 | 6.5 | 4.2 | 5.7 | 7.7 | 4.2 | 3.4 | 0.5 | 3.4 | 2.7 | 5.1 | | |
| | LT | 05-02 | -48.9 | 0.2 | 01-07 | 35.1 | 12.5 | 19.3</ | | | | | | | | | | | | |

TABLE 3 (continued): Monthly survey of services (s.a.)

| | | Since 1990 (*) | | | | | 2012 | | | | | | | | | | | | 2013 |
|---|-----------|----------------|-------|-------|-------|-------|-------|-------|-------|-------|-------|-------|-------|-------|-------|-------|-------|-------|------|
| | | Min. | | Ave. | Max. | | | | | | | | | | | | | | |
| | | Date | Value | | Date | Value | Feb | Mar | Apr | May | Jun | Jul | Aug | Sep | Oct | Nov | Dec | Jan | |
| SELLING-PRICE EXPECTATIONS (Question 6) | EU | 03-09 | -13.2 | 3.1 | 07-08 | 14.2 | 2.8 | 6.2 | 4.7 | 1.6 | 0.1 | 1.0 | -1.6 | -0.3 | -0.4 | -0.7 | -0.8 | -1.3 | |
| | EA | 07-09 | -10.2 | 4.0 | 07-08 | 15.6 | 4.4 | 6.3 | 5.6 | 3.1 | 0.2 | 1.5 | -0.1 | 1.5 | -0.5 | -1.4 | -0.4 | -0.8 | |
| | BE | 01-10 | -13.8 | 6.2 | 07-08 | 28.8 | 4.0 | 10.3 | 7.7 | 10.3 | 6.7 | 3.5 | 9.5 | 7.2 | 4.1 | 7.8 | 8.6 | 14.4 | |
| | BG | 01-11 | -11.9 | 8.6 | 07-04 | 37.5 | -4.7 | -5.7 | 9.2 | 7.9 | -2.9 | 4.2 | 5.2 | 7.7 | -1.9 | -0.6 | 9.4 | -0.6 | |
| | CZ | 12-09 | -6.6 | 5.0 | 01-04 | 23.6 | 5.7 | 7.2 | -0.3 | 1.6 | -3.1 | -4.6 | -2.9 | 0.8 | 3.6 | 0.1 | -1.5 | -4.3 | |
| | DK | : | : | : | : | : | : | : | : | : | : | : | : | : | : | : | : | : | : |
| | DE | 07-09 | -11.5 | 8.9 | 07-08 | 29.7 | 22.2 | 24.1 | 23.9 | 19.9 | 13.3 | 14.3 | 10.6 | 15.0 | 12.6 | 11.6 | 12.5 | 11.3 | |
| | EE | 03-09 | -31.5 | 9.7 | 09-05 | 26.4 | 13.1 | 16.0 | 15.6 | 12.0 | 9.5 | 4.5 | 8.7 | 6.8 | 9.2 | 10.1 | 14.2 | 14.7 | |
| | IE | : | : | : | : | : | : | : | : | : | : | : | : | : | : | : | : | : | : |
| | EL | 09-12 | -40.2 | -0.8 | 06-06 | 24.2 | -26.6 | -25.9 | -30.6 | -34.1 | -27.6 | -27.8 | -32.3 | -40.2 | -35.2 | -24.1 | -28.5 | -23.0 | |
| | ES | 11-11 | -17.9 | 4.5 | 09-04 | 20.3 | -11.3 | -6.1 | -8.7 | -14.5 | -15.2 | -7.7 | -6.8 | -2.6 | -4.6 | -15.5 | -12.6 | -10.1 | |
| | FR | 07-09 | -21.0 | -1.9 | 04-90 | 16.6 | -3.0 | -0.2 | -2.7 | -5.5 | -5.5 | -4.2 | -7.6 | -7.8 | -11.0 | -9.5 | -9.4 | -11.0 | |
| | IT | 01-03 | -10.5 | 0.3 | 05-04 | 17.9 | -5.4 | -4.1 | -1.9 | -2.9 | -6.1 | -5.8 | -5.6 | -5.0 | -7.1 | -7.3 | -6.8 | -6.1 | |
| | CY | 07-09 | -23.3 | 5.9 | 06-03 | 72.7 | 1.8 | 8.5 | -1.0 | -6.5 | -7.2 | -7.2 | -7.1 | -6.6 | -9.2 | -9.4 | -8.0 | -9.8 | |
| | LV | 12-09 | -31.1 | 9.4 | 12-07 | 35.8 | 3.4 | 5.5 | 8.1 | 4.0 | 1.9 | 0.3 | 0.0 | 1.9 | 2.2 | 1.3 | 2.3 | 2.6 | |
| | LT | 06-09 | -23.0 | 0.2 | 08-06 | 20.8 | -3.8 | -2.6 | 4.6 | 1.6 | 2.8 | -0.4 | -1.9 | -4.2 | -0.8 | -2.3 | -1.1 | -6.1 | |
| | HU | 02-09 | -8.5 | 6.0 | 09-06 | 28.0 | -5.4 | -4.0 | 3.3 | 1.5 | -4.0 | -4.2 | 0.3 | 0.1 | -2.4 | -0.7 | -0.3 | -3.1 | |
| | NL | 08-09 | -5.5 | 10.0 | 01-07 | 30.7 | 7.7 | 5.2 | 4.8 | 6.4 | 2.7 | 4.9 | 5.3 | 4.8 | 9.0 | 4.9 | 6.0 | 2.9 | |
| | AT | 05-09 | -10.3 | 10.7 | 11-07 | 30.4 | 16.3 | 14.6 | 14.4 | 15.5 | 12.7 | 8.5 | 9.5 | 11.1 | 6.8 | 9.7 | 13.8 | 8.5 | |
| | PL | 01-13 | -7.2 | 2.9 | 04-08 | 16.8 | 5.3 | 4.4 | 4.2 | 2.7 | 2.8 | 2.1 | 1.1 | -0.5 | -1.5 | -2.8 | -4.8 | -7.2 | |
| PT | 11-03 | -17.3 | -3.4 | 11-05 | 10.6 | -11.8 | -10.9 | -7.0 | -8.1 | -8.6 | -9.8 | -8.6 | -7.9 | -12.4 | -11.0 | -9.5 | -12.4 | | |
| RO | 06-10 | -8.7 | 17.7 | 04-04 | 54.5 | 4.9 | 8.2 | 2.5 | 6.2 | 3.8 | 5.6 | 8.2 | 11.7 | 9.5 | 12.5 | 12.8 | 11.0 | | |
| SI | 02-10 | -16.4 | 2.9 | 01-08 | 23.1 | 2.9 | 0.8 | -5.1 | -9.1 | -5.7 | -3.9 | -8.1 | -4.5 | -5.2 | -12.6 | -8.3 | -7.6 | | |
| SK | 12-10 | -17.5 | 14.8 | 07-02 | 68.9 | 11.8 | -1.0 | 2.2 | 2.4 | 11.0 | 1.9 | 2.9 | 0.5 | -6.2 | -5.6 | -7.4 | -10.5 | | |
| FI | 07-04 | -25.1 | 11.5 | 01-08 | 40.7 | 16.5 | 17.0 | 12.7 | 16.8 | 14.3 | 14.9 | 10.8 | 14.7 | 13.6 | 14.7 | 17.7 | 23.1 | | |
| SE | 04-09 | -17.0 | 10.2 | 11-07 | 32.4 | 11.6 | 8.3 | 9.4 | 8.1 | 9.3 | 2.7 | 6.8 | 2.6 | 7.3 | -4.0 | 0.7 | 3.0 | | |
| UK | 02-09 | -34.3 | -2.9 | 01-07 | 17.1 | -4.8 | 6.4 | 0.8 | -5.5 | -1.5 | -1.5 | -10.3 | -9.8 | -2.5 | 1.7 | -2.8 | -3.4 | | |

(a) The indicator is the arithmetic average of the balances (%) for the questions on business situation and recent and expected evolution of demand.

(*) Minimum, maximum and averages are calculated over the period of availability which is not necessarily as from 01/1990.

TABLE 4: Monthly survey of consumers (s.a.) ^(a)

| | | Since 1990 (*) | | | | | | 2012 | | | | | | | | | | | | 2013 |
|---|-------|----------------|-------|-------|-------|-------|-------|-------|-------|-------|-------|-------|-------|-------|-------|-------|-------|-------|--|------|
| | | Min. | | Ave. | Max. | | Feb | Mar | Apr | May | Jun | Jul | Aug | Sep | Oct | Nov | Dec | Jan | | |
| | | Date | Value | | Date | Value | | | | | | | | | | | | | | |
| CONSUMER CONFIDENCE INDICATOR ^(b) | EU | 03-09 | -32.2 | -12.2 | 08-00 | 1.6 | -20.0 | -19.1 | -20.1 | -19.2 | -19.5 | -20.1 | -22.6 | -23.8 | -24.2 | -23.6 | -23.9 | -21.9 | | |
| | EA | 03-09 | -34.3 | -13.1 | 05-00 | 2.4 | -20.1 | -18.9 | -19.7 | -19.1 | -19.6 | -21.3 | -24.4 | -25.7 | -25.5 | -26.7 | -26.3 | -23.9 | | |
| | BE | 02-09 | -26.5 | -6.7 | 12-00 | 16.2 | -20.6 | -12.5 | -12.0 | -10.1 | -10.0 | -12.3 | -15.3 | -14.3 | -18.6 | -25.6 | -25.3 | -22.5 | | |
| | BG | 04-09 | -50.1 | -33.5 | 08-01 | -13.0 | -43.2 | -43.6 | -42.8 | -42.5 | -40.5 | -43.0 | -43.3 | -46.6 | -47.1 | -43.7 | -43.1 | -41.0 | | |
| | CZ | 03-98 | -35.8 | -12.9 | 10-06 | 3.9 | -26.3 | -29.6 | -28.1 | -30.0 | -27.0 | -26.5 | -26.9 | -29.0 | -27.5 | -27.0 | -27.3 | -29.7 | | |
| | DK | 10-90 | -11.8 | 7.3 | 11-06 | 19.0 | 5.6 | 10.7 | 9.8 | 6.9 | 6.5 | 7.0 | 7.8 | 5.0 | 4.2 | 7.6 | 6.1 | 3.7 | | |
| | DE | 04-09 | -32.9 | -9.2 | 11-10 | 10.9 | -0.8 | -0.6 | -2.3 | 0.4 | -1.3 | -4.6 | -8.8 | -10.3 | -9.3 | -10.2 | -10.4 | -7.6 | | |
| | EE | 04-93 | -56.3 | -17.6 | 04-06 | 12.8 | -13.8 | -12.9 | -11.5 | -8.1 | -9.4 | -9.8 | -9.2 | -10.4 | -13.5 | -14.6 | -8.0 | -6.4 | | |
| | IE | 05-09 | -33.5 | -7.4 | 01-00 | 19.1 | -25.8 | -22.5 | -23.0 | -22.1 | -23.9 | -20.5 | -22.3 | -26.8 | -23.4 | -19.8 | -16.6 | -16.3 | | |
| | EL | 10-11 | -83.8 | -36.9 | 04-00 | -5.8 | -83.5 | -79.3 | -78.7 | -75.8 | -70.4 | -64.7 | -65.2 | -75.6 | -77.5 | -74.1 | -72.1 | -71.9 | | |
| | ES | 02-09 | -47.6 | -14.2 | 03-00 | 5.3 | -24.7 | -28.9 | -28.6 | -33.2 | -25.1 | -29.2 | -39.7 | -36.8 | -35.8 | -37.7 | -40.0 | -32.5 | | |
| | FR | 03-09 | -37.0 | -18.4 | 01-01 | 3.3 | -25.6 | -21.5 | -20.2 | -16.0 | -17.9 | -25.3 | -25.5 | -27.8 | -29.8 | -28.0 | -27.6 | -28.0 | | |
| | IT | 06-12 | -41.5 | -16.4 | 06-01 | 2.5 | -30.7 | -29.3 | -36.3 | -38.6 | -41.5 | -35.7 | -38.0 | -38.8 | -36.9 | -40.4 | -38.0 | -37.2 | | |
| | CY | 12-12 | -61.3 | -34.0 | 06-01 | -13.0 | -45.7 | -43.1 | -37.8 | -42.8 | -48.5 | -52.0 | -53.9 | -53.7 | -58.6 | -57.5 | -61.3 | -53.8 | | |
| | LV | 07-09 | -54.9 | -23.4 | 09-06 | 0.6 | -11.6 | -18.1 | -19.9 | -19.8 | -12.2 | -14.3 | -12.7 | -12.8 | -11.7 | -11.5 | -7.6 | -8.3 | | |
| | LT | 01-09 | -56.1 | -16.9 | 05-07 | 9.2 | -22.2 | -21.3 | -21.7 | -19.5 | -17.2 | -20.1 | -19.4 | -22.2 | -18.9 | -13.9 | -13.0 | -13.7 | | |
| | LU | 12-08 | -20.7 | -0.4 | 02-02 | 13.4 | -6.5 | -5.8 | -5.9 | -6.0 | -6.2 | -4.2 | -8.4 | -10.0 | -15.1 | -13.2 | -12.7 | -12.0 | | |
| | HU | 04-09 | -68.8 | -33.8 | 08-02 | 0.2 | -49.0 | -47.4 | -45.9 | -51.9 | -48.3 | -48.1 | -48.2 | -45.6 | -50.1 | -48.9 | -47.9 | -42.1 | | |
| | MT | 04-11 | -41.3 | -27.3 | 03-08 | -3.1 | -38.5 | -39.2 | -37.7 | -40.5 | -39.4 | -36.3 | -39.3 | -36.6 | -35.5 | -32.9 | -24.5 | -21.1 | | |
| | NL | 12-12 | -27.5 | 1.8 | 03-00 | 30.8 | -22.6 | -23.6 | -17.1 | -23.3 | -23.8 | -18.5 | -18.1 | -17.4 | -15.8 | -27.0 | -27.5 | -21.7 | | |
| AT | 04-09 | -23.0 | -0.9 | 06-07 | 16.3 | -10.0 | -8.0 | -4.5 | -2.8 | -6.2 | -6.6 | -10.8 | -13.6 | -10.3 | -10.6 | -10.5 | -7.2 | | | |
| PL | 08-01 | -40.1 | -22.3 | 04-08 | -0.5 | -28.6 | -24.4 | -27.1 | -28.8 | -31.0 | -27.5 | -29.1 | -31.9 | -32.6 | -29.9 | -31.6 | -31.7 | | | |
| PT | 10-12 | -60.1 | -26.1 | 07-91 | -0.5 | -53.9 | -52.5 | -52.6 | -52.1 | -49.1 | -50.4 | -51.7 | -58.6 | -60.1 | -58.0 | -57.1 | -56.5 | | | |
| RO | 06-10 | -63.3 | -29.7 | 07-07 | -10.6 | -38.2 | -41.6 | -39.6 | -29.4 | -30.2 | -30.7 | -37.4 | -37.6 | -37.1 | -35.8 | -32.2 | -32.0 | | | |
| SI | 09-12 | -46.1 | -20.3 | 07-07 | -4.1 | -25.1 | -26.3 | -36.6 | -31.9 | -36.7 | -34.8 | -35.4 | -46.1 | -39.7 | -37.7 | -35.9 | -31.3 | | | |
| SK | 09-99 | -49.0 | -24.7 | 12-06 | 6.6 | -31.7 | -31.4 | -21.6 | -23.3 | -25.0 | -25.4 | -27.3 | -32.6 | -36.1 | -31.1 | -36.3 | -36.5 | | | |
| FI | 12-08 | -6.4 | 13.7 | 09-10 | 23.8 | 7.0 | 7.0 | 9.9 | 10.6 | 6.1 | 1.4 | 1.5 | 2.7 | -0.7 | 1.9 | 4.5 | 5.3 | | | |
| SE | 12-08 | -10.0 | 9.4 | 09-10 | 28.0 | 4.9 | 9.0 | 12.2 | 11.4 | 9.7 | 11.4 | 10.3 | 9.0 | 4.9 | 2.0 | 0.3 | 3.7 | | | |
| UK | 01-09 | -35.2 | -9.9 | 10-97 | 7.1 | -20.9 | -22.2 | -24.4 | -21.8 | -21.2 | -18.3 | -18.7 | -19.3 | -21.6 | -14.1 | -17.0 | -16.2 | | | |
| FINANCIAL SITUATION OF HOUSEHOLDS OVER NEXT 12 MONTHS (Question 2) | EU | 07-08 | -12.8 | -2.4 | 04-01 | 5.3 | -9.2 | -9.3 | -10.3 | -10.3 | -9.4 | -8.9 | -10.5 | -11.9 | -12.3 | -12.0 | -10.9 | -10.1 | | |
| | EA | 11-12 | -13.8 | -3.5 | 03-00 | 4.6 | -9.9 | -9.3 | -10.4 | -10.7 | -9.8 | -10.2 | -11.7 | -13.4 | -12.8 | -13.8 | -12.3 | -11.7 | | |
| | BE | 12-93 | -8.9 | 1.5 | 08-00 | 13.2 | -5.9 | -3.8 | -3.2 | -3.1 | -1.4 | -1.5 | -3.8 | -3.9 | -4.7 | -5.3 | -4.1 | -2.5 | | |
| | BG | 10-12 | -34.0 | -18.8 | 07-01 | 3.2 | -26.6 | -28.0 | -30.3 | -28.1 | -26.2 | -27.6 | -30.7 | -32.7 | -34.0 | -30.4 | -30.9 | -26.7 | | |
| | CZ | 02-98 | -31.7 | -9.3 | 12-06 | 4.8 | -16.5 | -21.8 | -21.5 | -24.6 | -18.0 | -17.6 | -15.3 | -18.4 | -17.0 | -18.1 | -17.2 | -21.2 | | |
| | DK | 12-90 | 1.8 | 12.3 | 10-00 | 38.7 | 7.9 | 8.0 | 8.5 | 5.0 | 7.3 | 7.6 | 7.5 | 7.6 | 8.8 | 11.4 | 6.6 | 7.3 | | |
| | DE | 02-94 | -15.1 | -3.7 | 06-11 | 4.2 | 3.3 | 2.6 | 1.5 | 2.1 | 2.9 | 2.6 | 1.6 | 0.4 | 1.6 | 0.3 | 0.7 | 2.6 | | |
| | EE | 04-93 | -38.3 | -6.9 | 04-06 | 17.3 | -4.0 | -5.0 | -1.4 | -3.9 | -5.7 | -2.1 | -3.2 | -5.2 | -10.7 | -12.2 | -5.7 | -4.5 | | |
| | IE | 07-09 | -32.0 | -3.4 | 01-00 | 15.9 | -28.5 | -26.1 | -25.4 | -26.5 | -26.4 | -23.9 | -26.4 | -29.8 | -28.4 | -22.4 | -22.3 | -21.4 | | |
| | EL | 10-11 | -79.1 | -23.0 | 04-00 | 9.5 | -78.9 | -73.2 | -73.3 | -70.6 | -62.9 | -54.5 | -55.5 | -71.2 | -69.1 | -67.0 | -65.5 | -65.7 | | |
| | ES | 02-09 | -30.2 | -2.9 | 10-99 | 9.7 | -7.5 | -13.3 | -15.6 | -18.7 | -14.7 | -18.4 | -26.6 | -25.1 | -21.8 | -21.8 | -23.0 | -17.8 | | |
| | FR | 11-12 | -16.1 | -3.1 | 01-01 | 6.2 | -13.2 | -8.8 | -8.7 | -8.0 | -7.6 | -9.6 | -10.1 | -12.7 | -15.3 | -16.1 | -13.3 | -14.8 | | |
| | IT | 07-12 | -20.3 | -2.8 | 07-01 | 6.8 | -13.8 | -12.5 | -18.3 | -18.3 | -20.2 | -20.3 | -19.2 | -19.6 | -17.6 | -19.1 | -17.1 | -19.0 | | |
| | CY | 12-12 | -43.2 | -18.4 | 06-01 | 0.0 | -26.0 | -24.6 | -19.1 | -23.9 | -25.7 | -35.5 | -33.7 | -35.6 | -40.4 | -35.5 | -43.2 | -35.3 | | |
| | LV | 06-09 | -38.7 | -6.2 | 09-06 | 16.3 | 1.5 | -2.6 | -3.5 | -4.7 | 6.6 | 1.9 | 4.1 | 2.5 | 3.7 | 5.2 | 9.8 | 5.5 | | |
| | LT | 01-09 | -37.7 | -5.2 | 03-07 | 12.5 | -6.2 | -7.3 | -10.4 | -7.9 | -9.0 | -7.9 | -8.0 | -12.2 | -8.9 | -4.9 | -4.0 | -2.4 | | |
| | LU | 10-12 | -9.4 | 0.4 | 06-02 | 11.8 | -6.0 | -3.4 | -1.2 | -4.8 | -2.2 | -1.0 | -3.9 | -8.8 | -9.4 | -7.8 | -7.8 | -8.6 | | |
| | HU | 04-95 | -62.7 | -24.9 | 08-02 | 16.2 | -38.0 | -34.1 | -36.8 | -43.4 | -38.1 | -36.2 | -40.0 | -37.0 | -40.3 | -37.6 | -37.9 | -29.3 | | |
| | MT | 11-08 | -41.2 | -23.9 | 01-03 | 1.5 | -35.2 | -34.2 | -32.7 | -35.3 | -35.6 | -30.4 | -36.7 | -33.4 | -30.4 | -28.1 | -19.3 | -14.5 | | |
| | NL | 11-12 | -22.8 | 1.2 | 12-99 | 16.4 | -13.3 | -13.8 | -9.6 | -17.4 | -18.2 | -11.3 | -12.1 | -14.3 | -14.4 | -22.8 | -15.1 | -13.7 | | |
| AT | 04-96 | -18.3 | -4.1 | 04-99 | 4.0 | -7.3 | -8.8 | -5.0 | -3.4 | -4.3 | -2.0 | -4.5 | -6.8 | -3.3 | -5.9 | -4.8 | -5.9 | | | |
| PL | 12-11 | -22.6 | -7.7 | 12-07 | 4.8 | -15.2 | -10.9 | -14.3 | -15.0 | -15.8 | -15.5 | -14.9 | -15.5 | -15.4 | -15.1 | -16.4 | -15.5 | | | |
| PT | 12-11 | -41.0 | -9.5 | 01-92 | 10.9 | -35.0 | -34.2 | -34.9 | -32.6 | -27.8 | -29.2 | -30.9 | -39.3 | -39.4 | -38.1 | -36.6 | -37.7 | | | |
| RO | 06-10 | -47.0 | -8.0 | 12-07 | 10.3 | -17.8 | -20.7 | -16.4 | -6.2 | -6.8 | -6.0 | -16.0 | -15.9 | -13.3 | -16.4 | -12.4 | -10.2 | | | |
| SI | 09-12 | -41.2 | -14.5 | 11-96 | -1.9 | -21.0 | -21.3 | -30.2 | -28.8 | -27.0 | -25.6 | -28.5 | -41.2 | -32.8 | -30.3 | -25.7 | -21.3 | | | |
| SK | 08-99 | -43.5 | -18.1 | 12-06 | 10.3 | -22.3 | -20.3 | -16.7 | -17.0 | -16.8 | -16.5 | -15.8 | -19.9 | -24.5 | -16.7 | -21.0 | -19.2 | | | |
| FI | 04-93 | -8.3 | 6.4 | 10-04 | 12.7 | 4.4 | 3.5 | 4.6 | 4.5 | 5.0 | 2.9 | 2.4 | 3.8 | 2.6 | 3.2 | 3.0 | 3.4 | | | |
| SE | 09-96 | -12.6 | 9.1 | 07-02 | 17.6 | 9.5 | 11.7 | 13.0 | 10.7 | 11.5 | 13.6 | 13.1 | 11.5 | 10.9 | 10.6 | 8.7 | 12.5 | | | |
| UK | 03-90 | -22.8 | 1.4 | 09-02 | 15.5 | -7.9 | -10.8 | -11.8 | -10.3 | -9.5 | -5.7 | -8.5 | -8.5 | -13.2 | -7.7 | -7.1 | -6.1 | | | |
| GENERAL ECONOMIC SITUATION OVER NEXT 12 MONTHS (Question 4) | EU | 03-09 | -40.0 | -13.4 | 01-00 | 0.8 | -24.5 | -22.0 | -25.1 | -24.2 | -26.1 | -26.5 | -28.9 | -31.0 | -30.6 | -28.1 | -29.2 | -26.3 | | |
| | EA | 03-09 | -44.1 | -14.1 | 04-00 | 3.5 | -24.1 | -20.8 | -23.8 | -23.5 | -25.4 | -27.8 | -30.8 | -32.6 | -31.8 | -31.8 | -31.5 | -28.9 | | |
| | BE | 07-93 | -45.5 | -9.8 | 06-00 | 19.6 | -23.5 | -11.0 | -13.3 | -11.9 | -7.8 | -8.9 | -13.7 | -12.7 | -17.7 | -27.0 | -25.2 | -19.6 | | |
| | BG | 04-09 | -42.8 | -18.3 | 07-01 | 15.6 | -29.1 | -28.0 | -28.3 | -27.7 | -28.0 | -31.6 | -34.1 | -36.4 | -38.3 | -33.4 | -30.3 | -29.5 | | |
| | CZ | 05-12 | -45.9 | -12.8 | 11-05 | 8.4 | -39.0 | -44.8 | -42.8 | -45.9 | -42.9 | -38.4 | -41.6 | -44.8 | -37.0 | -35.8 | -33.4 | -38.1 | | |
| | DK | 09-08 | -22.9 | 0.0 | 07-01 | 23.2 | 1.2 | 8.5 | 7.7 | 2.7 | 3.1 | 4.7 | 5.6 | 2.4 | 1.9 | 6.9 | 8.8 | 3.7 | | |
| | DE | 03-09 | -52.1 | -13.6 | 11-10 | 21.2 | -5.2 | -4.6 | -7.5 | -2.5 | -8.7 | -16.3 | -21.2 | -22.9 | -21.2 | -18.8 | -20.0 | -17.4 | | |
| | EE | 04-93 | -38.3 | -2.4 | 12-06 | 26.9 | -5.2 | -6.4 | -5.1 | -0.2 | | | | | | | | | | |

TABLE 4 (continued): Monthly survey of consumers (s.a.) (a)

| | | Since 1990 (*) | | | | | 2012 | | | | | | | | | | | | 2013 |
|---------------------|----|----------------|-------|-------|-------|-------|-------|-------|-------|-------|-------|-------|-------|-------|-------|-------|-------|-------|------|
| | | Min. | | Ave. | Max. | | Feb | Mar | Apr | May | Jun | Jul | Aug | Sep | Oct | Nov | Dec | Jan | |
| | | Date | Value | | Date | Value | | | | | | | | | | | | | |
| SAVINGS | EU | 08-93 | -15.8 | -6.1 | 04-01 | 3.1 | -9.0 | -9.8 | -10.7 | -10.6 | -9.0 | -9.3 | -11.0 | -12.1 | -12.3 | -11.9 | -12.1 | -11.6 | |
| OVER NEXT | EA | 06-08 | -16.3 | -7.3 | 04-01 | 2.4 | -10.4 | -11.0 | -11.4 | -11.5 | -9.9 | -10.9 | -12.4 | -14.0 | -13.2 | -14.2 | -13.8 | -12.4 | |
| 12 MONTHS | BE | 12-12 | -9.3 | 10.1 | 06-98 | 31.2 | -1.2 | -1.0 | 1.2 | 3.2 | 1.2 | -2.7 | -2.5 | -3.5 | 0.1 | -2.3 | -9.3 | -7.5 | |
| (Question 11) | BG | 03-02 | -80.7 | -69.2 | 04-08 | -58.2 | -68.5 | -66.6 | -64.5 | -66.3 | -63.1 | -66.2 | -64.9 | -68.6 | -66.8 | -65.9 | -63.8 | -61.9 | |
| Component of the | CZ | 03-98 | -16.2 | -2.7 | 04-07 | 18.5 | -12.0 | -9.1 | -11.2 | -14.5 | -11.2 | -13.3 | -9.9 | -10.7 | -14.0 | -11.3 | -14.0 | -14.7 | |
| consumer confidence | DK | 01-90 | -3.2 | 24.2 | 12-06 | 39.9 | 25.7 | 23.8 | 20.3 | 21.9 | 20.3 | 20.4 | 26.0 | 24.0 | 24.4 | 26.1 | 25.0 | 21.9 | |
| indicator | DE | 03-03 | -5.2 | 5.8 | 08-90 | 23.4 | 7.9 | 5.4 | 2.7 | 3.1 | 8.4 | 4.1 | 5.5 | 3.5 | 4.3 | 3.1 | 3.6 | 6.1 | |
| | EE | 10-93 | -69.2 | -39.4 | 05-06 | -4.2 | -25.9 | -25.0 | -28.9 | -23.8 | -22.8 | -27.7 | -21.7 | -25.8 | -26.0 | -30.5 | -25.0 | -28.4 | |
| | IE | 03-93 | -32.0 | 1.2 | 09-07 | 30.6 | -7.2 | -10.6 | -9.5 | -6.7 | -12.7 | -8.6 | -7.5 | -11.3 | -10.2 | -8.3 | -4.3 | -7.9 | |
| | EL | 10-12 | -80.8 | -47.9 | 01-00 | -23.3 | -77.8 | -79.6 | -75.9 | -80.6 | -77.7 | -79.8 | -75.6 | -76.5 | -80.8 | -71.4 | -72.3 | -77.2 | |
| | ES | 12-08 | -44.5 | -22.6 | 07-00 | 0.0 | -27.5 | -28.9 | -31.3 | -35.3 | -30.4 | -35.4 | -36.7 | -38.4 | -37.7 | -40.5 | -39.2 | -38.8 | |
| | FR | 03-96 | -35.8 | -19.2 | 05-12 | -2.6 | -7.7 | -11.4 | -5.6 | -2.6 | -4.8 | -6.1 | -7.2 | -5.0 | -9.2 | -6.7 | -5.4 | -6.3 | |
| | IT | 09-12 | -49.5 | -21.4 | 03-91 | 2.2 | -42.3 | -35.8 | -41.4 | -43.3 | -43.4 | -35.6 | -45.2 | -49.5 | -44.1 | -48.5 | -47.4 | -45.1 | |
| | CY | 12-12 | -60.0 | -43.9 | 06-01 | -12.3 | -54.7 | -53.2 | -45.7 | -51.0 | -50.4 | -52.6 | -58.4 | -52.1 | -55.8 | -56.5 | -60.0 | -56.6 | |
| | LV | 03-96 | -90.0 | -53.6 | 01-94 | 13.0 | -30.4 | -46.7 | -50.6 | -50.2 | -43.8 | -46.7 | -39.1 | -38.9 | -40.3 | -41.1 | -38.8 | -37.6 | |
| | LT | 11-01 | -55.0 | -42.7 | 05-07 | -21.1 | -44.7 | -45.1 | -42.0 | -43.1 | -38.1 | -41.3 | -38.1 | -40.7 | -44.4 | -36.5 | -37.4 | -39.1 | |
| | LU | 01-10 | 33.4 | 45.6 | 10-05 | 58.0 | 43.8 | 48.7 | 43.0 | 46.7 | 44.0 | 47.5 | 46.8 | 44.0 | 44.9 | 43.2 | 42.7 | 39.2 | |
| | HU | 05-12 | -77.1 | -57.2 | 01-00 | -19.0 | -72.1 | -72.1 | -70.1 | -77.1 | -72.3 | -74.6 | -73.3 | -71.7 | -74.1 | -73.1 | -72.3 | -68.7 | |
| | MT | 04-11 | -66.1 | -45.7 | 01-03 | -15.3 | -60.1 | -61.7 | -61.0 | -64.8 | -60.9 | -60.0 | -63.6 | -62.9 | -61.8 | -58.4 | -52.7 | -51.2 | |
| | NL | 09-05 | 17.3 | 35.3 | 10-99 | 55.2 | 26.7 | 26.1 | 29.7 | 26.2 | 28.8 | 24.3 | 27.7 | 24.2 | 29.5 | 24.0 | 20.3 | 29.6 | |
| | AT | 11-00 | -11.3 | 30.2 | 03-02 | 54.6 | 19.2 | 20.5 | 19.1 | 24.0 | 21.3 | 21.9 | 18.9 | 14.2 | 18.6 | 16.1 | 17.6 | 14.6 | |
| | PL | 09-03 | -65.7 | -44.0 | 09-01 | -21.1 | -39.9 | -41.9 | -39.0 | -40.1 | -43.5 | -42.0 | -43.2 | -39.7 | -41.1 | -36.3 | -41.4 | -37.5 | |
| | PT | 09-11 | -53.6 | -29.7 | 11-97 | -4.9 | -44.4 | -46.0 | -46.3 | -47.5 | -46.2 | -46.6 | -49.0 | -52.6 | -53.3 | -52.4 | -50.7 | -51.9 | |
| | RO | 06-10 | -69.8 | -55.5 | 09-07 | -44.8 | -63.8 | -62.6 | -61.9 | -58.9 | -58.2 | -57.8 | -59.9 | -57.4 | -59.6 | -57.2 | -56.1 | -59.9 | |
| | SI | 06-99 | -52.0 | -24.2 | 05-07 | -6.2 | -23.8 | -20.1 | -29.2 | -28.6 | -32.8 | -32.9 | -29.8 | -38.1 | -28.4 | -30.0 | -33.1 | -25.2 | |
| | SK | 08-01 | -69.7 | -33.9 | 12-06 | -17.3 | -27.9 | -31.0 | -22.0 | -25.2 | -27.9 | -26.1 | -25.7 | -28.7 | -28.9 | -25.2 | -26.9 | -31.0 | |
| | FI | 01-96 | 19.0 | 43.8 | 04-08 | 58.4 | 49.2 | 50.7 | 48.2 | 51.3 | 51.5 | 54.3 | 50.8 | 50.8 | 50.2 | 51.1 | 51.1 | 49.2 | |
| | SE | 06-98 | 11.1 | 34.2 | 01-11 | 51.6 | 48.0 | 49.0 | 48.5 | 45.9 | 48.3 | 48.3 | 48.7 | 48.3 | 47.7 | 45.1 | 44.5 | 45.9 | |
| | UK | 10-92 | -26.0 | -1.5 | 04-06 | 23.2 | -1.6 | -3.6 | -7.4 | -5.8 | -3.0 | -1.2 | -4.9 | -5.5 | -8.8 | -3.2 | -5.5 | -8.6 | |
| UNEMPLOYMENT | EU | 03-09 | 67.0 | 26.8 | 05-00 | 0.7 | 37.2 | 35.4 | 34.2 | 31.7 | 33.5 | 35.6 | 39.8 | 40.0 | 41.4 | 42.3 | 43.3 | 39.6 | |
| OVER NEXT | EA | 03-09 | 68.5 | 27.5 | 05-00 | -2.1 | 36.0 | 34.4 | 33.3 | 30.6 | 33.1 | 36.3 | 42.8 | 43.0 | 44.2 | 46.9 | 47.7 | 42.7 | |
| 12 MONTHS (4) | BE | 02-09 | 76.0 | 28.8 | 12-00 | -17.2 | 51.6 | 34.3 | 32.9 | 28.5 | 32.0 | 36.1 | 41.3 | 37.3 | 52.2 | 67.7 | 62.8 | 60.5 | |
| (Question 7) | BG | 02-10 | 65.5 | 27.6 | 07-01 | -1.6 | 48.3 | 51.8 | 48.2 | 48.0 | 44.9 | 46.7 | 43.4 | 48.9 | 49.5 | 45.1 | 47.6 | 46.1 | |
| Component of the | CZ | 01-99 | 67.8 | 28.7 | 09-07 | -2.2 | 37.6 | 42.5 | 36.7 | 34.8 | 36.0 | 36.8 | 40.8 | 42.2 | 42.0 | 42.9 | 44.4 | 44.8 | |
| consumer confidence | DK | 02-09 | 51.4 | 7.3 | 02-95 | -20.5 | 12.3 | -2.7 | -2.5 | 1.9 | 4.8 | 4.6 | 8.1 | 14.2 | 18.4 | 13.9 | 16.2 | 18.3 | |
| indicator | DE | 03-09 | 71.9 | 25.3 | 05-07 | -18.6 | 9.1 | 5.6 | 6.0 | 1.3 | 7.8 | 8.6 | 21.2 | 22.4 | 22.0 | 25.3 | 26.0 | 21.5 | |
| | EE | 09-93 | 81.0 | 25.0 | 09-06 | -21.6 | 20.3 | 15.1 | 10.8 | 4.6 | 3.6 | 5.9 | 7.8 | 2.3 | 6.5 | 8.4 | 4.8 | -2.9 | |
| | IE | 04-08 | 58.9 | 19.3 | 12-99 | -29.8 | 27.1 | 20.1 | 24.7 | 22.3 | 23.3 | 23.7 | 28.5 | 33.9 | 25.0 | 24.9 | 21.0 | 15.0 | |
| | EL | 12-11 | 92.9 | 49.9 | 04-04 | 20.5 | 88.8 | 87.5 | 88.0 | 81.9 | 79.2 | 67.0 | 70.8 | 82.9 | 83.6 | 81.0 | 82.8 | 77.1 | |
| | ES | 12-08 | 71.2 | 21.3 | 05-00 | -8.7 | 43.8 | 49.5 | 42.6 | 44.5 | 30.4 | 34.1 | 50.3 | 44.8 | 48.6 | 53.2 | 58.0 | 44.7 | |
| | FR | 03-09 | 74.0 | 31.5 | 01-01 | -12.7 | 46.8 | 41.9 | 39.1 | 30.4 | 36.3 | 51.9 | 55.3 | 53.3 | 54.5 | 52.4 | 54.7 | 51.9 | |
| | IT | 03-93 | 70.8 | 29.3 | 06-01 | -4.0 | 43.4 | 47.5 | 52.4 | 54.0 | 57.6 | 53.4 | 53.4 | 56.4 | 55.2 | 59.1 | 55.7 | 53.7 | |
| | CY | 12-12 | 78.8 | 45.0 | 12-02 | 25.3 | 59.4 | 57.1 | 52.3 | 53.9 | 64.1 | 64.8 | 68.4 | 68.3 | 72.6 | 74.3 | 78.8 | 68.4 | |
| | LV | 02-09 | 80.1 | 24.1 | 09-06 | -10.4 | 11.4 | 15.1 | 14.2 | 13.4 | 8.7 | 7.2 | 8.7 | 9.7 | 8.8 | 11.5 | 10.9 | 6.2 | |
| | LT | 02-09 | 82.1 | 12.7 | 06-07 | -33.1 | 24.4 | 20.8 | 19.3 | 15.9 | 10.7 | 16.9 | 17.6 | 17.2 | 13.7 | 12.5 | 13.3 | 16.7 | |
| | LU | 04-09 | 75.2 | 35.3 | 05-11 | 10.2 | 43.3 | 46.5 | 42.7 | 43.5 | 42.9 | 37.4 | 44.4 | 42.0 | 58.2 | 50.8 | 51.6 | 47.2 | |
| | HU | 02-09 | 84.0 | 34.4 | 07-98 | -6.2 | 45.6 | 48.6 | 39.0 | 42.8 | 40.5 | 39.0 | 38.2 | 33.2 | 43.0 | 44.4 | 44.9 | 40.7 | |
| | MT | 01-04 | 45.7 | 19.9 | 03-08 | -12.7 | 25.0 | 27.6 | 25.2 | 27.5 | 26.1 | 24.7 | 23.8 | 21.1 | 21.6 | 21.6 | 13.8 | 9.8 | |
| | NL | 03-09 | 81.4 | 19.5 | 07-98 | -33.0 | 60.9 | 61.0 | 52.4 | 58.0 | 58.7 | 54.1 | 53.9 | 51.2 | 54.5 | 67.2 | 72.4 | 65.1 | |
| | AT | 04-09 | 65.4 | 23.8 | 03-01 | -8.1 | 24.7 | 21.0 | 18.8 | 20.7 | 25.7 | 27.3 | 29.9 | 33.7 | 30.8 | 32.3 | 35.2 | 26.9 | |
| | PL | 05-01 | 61.0 | 23.3 | 07-07 | -20.2 | 34.5 | 28.4 | 32.3 | 34.3 | 38.4 | 31.3 | 36.1 | 42.7 | 42.3 | 40.2 | 41.0 | 46.0 | |
| | PT | 02-09 | 85.6 | 40.6 | 08-97 | -11.0 | 75.3 | 73.2 | 70.1 | 71.4 | 68.1 | 67.5 | 66.1 | 70.5 | 76.4 | 71.9 | 74.2 | 72.6 | |
| | RO | 02-10 | 78.0 | 41.4 | 01-07 | 10.5 | 42.0 | 50.0 | 48.2 | 35.9 | 40.4 | 42.3 | 45.5 | 47.9 | 49.3 | 45.0 | 39.8 | 37.3 | |
| | SI | 01-09 | 72.7 | 29.1 | 04-08 | 4.6 | 33.8 | 38.8 | 52.4 | 39.1 | 45.6 | 41.6 | 42.6 | 52.5 | 53.9 | 45.8 | 44.8 | 45.4 | |
| | SK | 03-09 | 76.5 | 21.6 | 01-07 | -19.5 | 35.8 | 37.8 | 20.7 | 24.5 | 24.6 | 28.1 | 31.7 | 38.5 | 46.8 | 47.2 | 54.3 | 53.9 | |
| | FI | 12-08 | 51.8 | 2.5 | 03-98 | -27.7 | 17.9 | 17.0 | 9.2 | 10.7 | 18.8 | 31.2 | 28.9 | 26.3 | 37.3 | 35.7 | 28.9 | 26.2 | |
| | SE | 04-09 | 64.0 | 7.1 | 08-00 | -28.0 | 25.7 | 18.2 | 11.7 | 10.3 | 15.7 | 14.7 | 15.9 | 18.8 | 30.7 | 37.2 | 40.6 | 35.8 | |
| | UK | 01-09 | 75.3 | 26.9 | 07-97 | -13.9 | 45.6 | 44.5 | 43.3 | 40.6 | 38.6 | 38.7 | 34.6 | 32.9 | 33.5 | 27.6 | 29.2 | 28.9 | |
| FINANCIAL | EU | 11-12 | -21.1 | -11.3 | 03-01 | -1.8 | -18.3 | -19.2 | -19.1 | -19.2 | -18.0 | -18.6 | -18.5 | -20.2 | -20.7 | -21.1 | -21.0 | -20.8 | |
| SITUATION OF | EA | 07-08 | -23.4 | -12.2 | 05-90 | -0.8 | -17.3 | -18.2 | -18.7 | -18.4 | -17.2 | -18.4 | -18.4 | -20.5 | -20.4 | -21.6 | -21.2 | -20.8 | |
| HOUSEHOLDS | BE | 12-08 | -16.5 | -6.8 | 11-00 | 3.5 | -12.2 | -13.7 | -9.7 | -11.1 | -10.3 | -13.0 | -10.9 | -12.1 | -11.9 | -12.4 | -12.9 | -10.0 | |
| OVER LAST | BG | 10-12 | -45.8 | -33.5 | 04-07 | -17.9 | -42.0 | -45.0 | -43.5 | -41.4 | -40.3 | -41.8 | -43.5 | -44.8 | -45.8 | -44.3 | -44.9 | -41.5 | |
| 12 MONTHS | CZ | 05-12 | -33.1 | -15.4 | 04-07 | -2.4 | -27.6 | -30.9 | -30.6 | -33.1 | -28.3 | -29.0 | -25.9 | -26.6 | -32.4 | -30.2 | -29.5 | -31.3 | |
| (Question 1) | DK | 02-12 | - | | | | | | | | | | | | | | | | |

TABLE 4 (continued): Monthly survey of consumers (s.a.) (a)

| | | Since 1990 (*) | | | | | 2012 | | | | | | | | | | | | 2013 |
|---|-----------|----------------|-------|-------|-------|-------|-------|-------|-------|-------|-------|-------|-------|-------|-------|-------|-------|-------|------|
| | | Min. | | Ave. | Max. | | Feb | Mar | Apr | May | Jun | Jul | Aug | Sep | Oct | Nov | Dec | Jan | |
| | | Date | Value | | Date | Value | | | | | | | | | | | | | |
| GENERAL ECONOMIC SITUATION OVER LAST 12 MONTHS (Question 3) | EU | 05-09 | -66.7 | -30.0 | 05-00 | -5.1 | -42.4 | -40.1 | -41.3 | -42.5 | -42.0 | -44.1 | -46.3 | -47.7 | -48.0 | -46.5 | -47.8 | -46.3 | |
| | EA | 03-09 | -65.7 | -30.8 | 05-00 | -3.0 | -40.2 | -37.1 | -39.4 | -40.1 | -39.9 | -43.1 | -46.0 | -48.1 | -48.1 | -48.5 | -48.7 | -47.8 | |
| | BE | 02-09 | -75.7 | -27.4 | 12-00 | 22.4 | -54.2 | -46.7 | -43.2 | -39.1 | -33.1 | -33.3 | -34.9 | -37.8 | -42.6 | -52.7 | -48.0 | -44.1 | |
| | BG | 03-10 | -59.5 | -37.5 | 08-01 | -8.8 | -52.0 | -55.2 | -51.4 | -50.8 | -50.5 | -53.2 | -54.5 | -54.1 | -54.1 | -54.0 | -52.6 | -49.7 | |
| | CZ | 08-12 | -60.0 | -23.6 | 06-06 | 3.8 | -44.3 | -48.7 | -51.5 | -53.3 | -51.1 | -53.0 | -60.0 | -57.1 | -55.9 | -56.8 | -53.4 | -53.2 | |
| | DK | 03-09 | -53.9 | -2.3 | 03-06 | 26.3 | -17.0 | -9.7 | -10.7 | -12.5 | -12.7 | -12.8 | -13.0 | -14.0 | -16.6 | -11.2 | -8.9 | -13.7 | |
| | DE | 06-09 | -67.3 | -21.6 | 05-11 | 29.3 | 11.8 | 13.3 | 8.6 | 10.7 | 8.0 | -0.6 | -8.4 | -11.7 | -13.2 | -14.1 | -15.0 | -10.9 | |
| | EE | 10-92 | -72.1 | -12.4 | 01-07 | 33.0 | -17.8 | -17.2 | -15.7 | -13.0 | -16.6 | -16.2 | -19.5 | -20.2 | -22.6 | -20.2 | -13.0 | -9.5 | |
| | IE | 07-09 | -93.3 | -16.3 | 08-99 | 41.7 | -63.1 | -60.4 | -57.7 | -59.9 | -57.7 | -55.5 | -56.1 | -59.5 | -58.0 | -51.6 | -45.7 | -49.1 | |
| | EL | 01-12 | -98.6 | -41.3 | 05-00 | 5.8 | -94.7 | -94.4 | -94.6 | -93.8 | -91.6 | -92.9 | -90.6 | -92.1 | -90.4 | -92.7 | -92.3 | -91.6 | |
| | ES | 08-12 | -82.0 | -27.0 | 03-00 | 12.8 | -70.8 | -71.0 | -71.6 | -73.7 | -73.5 | -74.9 | -82.0 | -78.8 | -75.1 | -78.7 | -76.8 | -77.7 | |
| | FR | 08-09 | -74.2 | -40.0 | 01-01 | -1.3 | -63.0 | -54.6 | -52.9 | -52.8 | -49.7 | -53.4 | -52.5 | -58.4 | -56.9 | -54.8 | -55.8 | -57.2 | |
| | IT | 04-93 | -73.9 | -42.6 | 05-90 | -8.2 | -57.5 | -53.5 | -63.8 | -70.4 | -70.1 | -70.7 | -68.4 | -70.2 | -69.8 | -68.9 | -68.4 | -69.5 | |
| | CY | 01-13 | -81.5 | -37.5 | 01-02 | -12.5 | -69.5 | -73.9 | -72.9 | -76.1 | -76.7 | -78.9 | -77.2 | -76.6 | -79.2 | -79.0 | -81.0 | -81.5 | |
| | LV | 06-09 | -92.1 | -27.8 | 09-06 | 5.9 | -17.4 | -18.8 | -21.5 | -21.7 | -13.6 | -17.6 | -17.1 | -13.3 | -13.6 | -9.8 | -3.2 | -5.8 | |
| | LT | 01-10 | -72.9 | -18.9 | 06-07 | 21.4 | -24.1 | -22.6 | -28.7 | -24.3 | -16.4 | -19.7 | -20.6 | -22.9 | -21.5 | -19.1 | -16.0 | -14.3 | |
| | LU | 04-09 | -54.6 | -26.9 | 01-02 | -3.5 | -36.2 | -35.8 | -37.6 | -38.4 | -35.4 | -39.2 | -45.1 | -44.0 | -53.2 | -50.0 | -51.9 | -46.0 | |
| | HU | 04-09 | -79.4 | -38.3 | 09-02 | 6.3 | -55.6 | -51.5 | -50.1 | -54.2 | -57.1 | -58.5 | -57.4 | -53.5 | -57.7 | -56.8 | -52.9 | -45.7 | |
| | MT | 04-10 | -59.2 | -32.6 | 03-08 | 1.6 | -44.7 | -47.4 | -45.6 | -49.5 | -49.1 | -47.6 | -51.4 | -48.3 | -47.2 | -47.6 | -33.6 | -29.3 | |
| | NL | 03-03 | -72.9 | -17.7 | 03-00 | 44.6 | -55.6 | -58.3 | -56.5 | -62.0 | -64.3 | -55.3 | -58.6 | -50.6 | -49.9 | -56.9 | -62.2 | -62.4 | |
| | AT | 04-09 | -66.0 | -20.9 | 08-07 | 22.3 | -24.1 | -26.9 | -20.6 | -21.2 | -20.6 | -24.1 | -31.9 | -30.7 | -35.0 | -30.1 | -29.1 | -27.6 | |
| | PL | 09-01 | -54.9 | -23.6 | 04-08 | 15.3 | -29.0 | -25.1 | -26.7 | -31.4 | -28.4 | -23.3 | -27.0 | -31.7 | -36.4 | -31.7 | -33.0 | -35.0 | |
| | PT | 10-12 | -83.1 | -36.9 | 10-91 | 13.2 | -74.6 | -73.7 | -74.6 | -74.2 | -71.4 | -74.6 | -75.0 | -81.1 | -83.1 | -78.8 | -77.1 | -78.1 | |
| | RO | 06-10 | -76.1 | -30.4 | 07-07 | -3.1 | -54.1 | -52.1 | -52.3 | -43.8 | -43.3 | -41.9 | -52.4 | -50.8 | -50.0 | -47.4 | -49.0 | -43.5 | |
| | SI | 10-09 | -77.3 | -36.6 | 12-06 | -5.2 | -71.8 | -68.3 | -72.8 | -61.6 | -70.4 | -67.3 | -68.4 | -70.9 | -69.1 | -73.5 | -72.0 | -70.8 | |
| | SK | 10-99 | -68.8 | -33.3 | 04-07 | 17.4 | -49.1 | -48.2 | -44.0 | -40.7 | -38.8 | -40.1 | -44.2 | -47.2 | -52.3 | -43.8 | -50.6 | -51.5 | |
| | FI | 01-92 | -65.1 | -5.9 | 08-98 | 30.0 | -21.9 | -19.5 | -15.9 | -14.9 | -18.3 | -28.8 | -29.0 | -32.1 | -32.4 | -31.8 | -29.7 | -29.4 | |
| | SE | 04-09 | -68.3 | -6.4 | 01-11 | 30.1 | -17.4 | -16.2 | -12.6 | -11.3 | -15.1 | -13.5 | -13.9 | -16.1 | -18.4 | -24.0 | -28.5 | -23.7 | |
| | UK | 05-09 | -82.3 | -32.1 | 10-97 | 4.6 | -58.7 | -59.6 | -56.9 | -60.4 | -58.7 | -58.1 | -56.4 | -56.5 | -56.2 | -46.7 | -53.6 | -50.1 | |
| SAVINGS AT PRESENT (d) (Question 10) | EU | : | : | : | : | : | : | : | : | : | : | : | : | : | : | : | : | : | |
| | EA | : | : | : | : | : | : | : | : | : | : | : | : | : | : | : | : | : | |
| | BE | 12-12 | -52.0 | 20.8 | 02-01 | 69.6 | -29.8 | -33.6 | -39.9 | -39.4 | -38.6 | -42.4 | -41.2 | -42.5 | -43.0 | -44.6 | -52.0 | -48.0 | |
| | BG | 07-03 | -76.5 | -65.0 | 06-07 | -54.3 | -62.2 | -63.2 | -58.5 | -62.7 | -60.9 | -62.7 | -61.4 | -63.1 | -61.9 | -60.0 | -58.7 | -59.1 | |
| | CZ | 06-11 | -37.4 | -16.0 | 03-01 | 14.7 | -30.4 | -32.9 | -36.2 | -35.5 | -35.3 | -36.3 | -31.8 | -31.2 | -32.1 | -29.7 | -30.7 | -30.6 | |
| | DK | 01-90 | 50.7 | 67.0 | 07-08 | 82.8 | 67.0 | 65.2 | 65.8 | 65.9 | 64.4 | 63.1 | 67.6 | 67.4 | 65.2 | 64.8 | 63.9 | 61.3 | |
| | DE | 08-12 | 26.6 | 43.7 | 09-02 | 61.1 | 34.2 | 32.3 | 32.2 | 32.4 | 34.2 | 29.2 | 26.6 | 28.3 | 27.4 | 29.5 | 27.9 | 28.4 | |
| | EE | 09-96 | -58.3 | -29.6 | 02-07 | -2.0 | -26.0 | -21.3 | -25.1 | -23.4 | -19.3 | -24.9 | -25.3 | -24.2 | -22.5 | -25.7 | -23.0 | -22.9 | |
| | IE | 03-93 | -1.6 | 21.0 | 12-01 | 56.0 | 6.4 | 3.0 | -1.3 | 8.1 | 2.5 | 6.8 | 1.3 | -0.1 | 1.1 | 2.2 | 4.2 | 0.1 | |
| | EL | 10-05 | -69.9 | -48.3 | 07-08 | -13.9 | -64.5 | -64.9 | -61.0 | -59.2 | -59.9 | -67.0 | -57.7 | -60.1 | -53.9 | -36.2 | -37.6 | -53.3 | |
| | ES | 06-08 | -48.4 | 10.2 | 08-96 | 58.5 | -21.8 | -19.4 | -24.3 | -32.1 | -25.4 | -31.1 | -29.5 | -34.2 | -32.8 | -34.8 | -32.6 | -31.9 | |
| | FR | 10-08 | -4.7 | 33.8 | 06-95 | 61.1 | 20.3 | 17.9 | 25.6 | 24.3 | 26.0 | 19.6 | 24.2 | 26.1 | 28.7 | 32.2 | 30.1 | 28.4 | |
| | IT | 06-04 | 26.0 | 52.5 | 09-09 | 84.8 | 70.0 | 71.0 | 72.4 | 72.2 | 74.0 | 68.8 | 62.3 | 72.0 | 68.3 | 68.4 | 66.5 | 65.8 | |
| | CY | 07-04 | -35.5 | -13.0 | 06-01 | 9.9 | -18.6 | -11.1 | -13.6 | -14.4 | -10.8 | -20.5 | -23.9 | -17.4 | -16.7 | -21.3 | -24.5 | -22.8 | |
| | LV | 12-95 | -78.0 | -57.5 | 09-01 | -27.3 | -49.0 | -56.7 | -59.5 | -55.4 | -53.2 | -52.8 | -51.5 | -45.8 | -48.6 | -51.1 | -45.8 | -46.5 | |
| | LT | 10-05 | -49.3 | -33.0 | 10-10 | -12.3 | -24.9 | -24.9 | -24.9 | -24.8 | -21.3 | -24.1 | -23.9 | -25.0 | -25.7 | -24.8 | -24.6 | -24.3 | |
| | LU | 01-13 | 38.3 | 54.2 | 08-07 | 69.3 | 49.0 | 53.2 | 44.7 | 54.1 | 50.7 | 48.5 | 44.3 | 45.2 | 46.7 | 42.8 | 48.4 | 38.3 | |
| | HU | 11-95 | -82.9 | -65.2 | 12-00 | -27.5 | -70.4 | -69.8 | -68.6 | -73.1 | -73.4 | -73.1 | -71.4 | -69.8 | -71.4 | -72.0 | -70.4 | -66.4 | |
| | MT | 04-11 | -65.2 | -47.1 | 01-03 | -23.6 | -53.1 | -55.4 | -56.7 | -57.5 | -55.4 | -55.8 | -55.1 | -56.3 | -56.2 | -53.6 | -45.3 | -43.7 | |
| | NL | 06-91 | 47.2 | 61.7 | 11-08 | 71.2 | 59.8 | 60.8 | 63.1 | 64.4 | 61.0 | 61.6 | 63.8 | 64.6 | 66.7 | 64.0 | 62.2 | 63.2 | |
| | AT | 08-12 | 13.7 | 41.9 | 11-07 | 65.4 | 20.0 | 20.8 | 26.3 | 26.7 | 22.5 | 17.6 | 13.7 | 15.7 | 16.0 | 14.2 | 13.7 | 18.5 | |
| | PL | 09-01 | -48.7 | -25.5 | 02-11 | -7.5 | -19.3 | -14.2 | -19.9 | -22.5 | -21.6 | -23.5 | -23.6 | -12.8 | -14.5 | -17.7 | -11.7 | -9.7 | |
| | PT | 06-08 | -71.7 | -43.8 | 01-92 | -13.3 | -63.5 | -64.2 | -62.5 | -64.2 | -63.4 | -66.2 | -64.2 | -69.7 | -69.0 | -67.9 | -71.4 | -67.6 | |
| | RO | 06-02 | -62.1 | -48.8 | 06-01 | -23.7 | -53.6 | -54.7 | -55.1 | -50.5 | -50.7 | -48.7 | -51.2 | -48.6 | -48.9 | -47.0 | -47.7 | -50.1 | |
| | SI | 09-12 | -25.1 | -7.7 | 12-06 | 18.6 | -1.1 | 3.0 | -2.2 | -11.2 | -19.4 | -17.6 | -23.7 | -25.1 | -20.4 | -19.0 | -19.3 | -19.3 | |
| | SK | 10-04 | -55.0 | -41.1 | 02-09 | -26.4 | -36.5 | -36.3 | -32.1 | -34.0 | -31.8 | -35.0 | -36.6 | -37.5 | -34.4 | -33.3 | -36.6 | -34.6 | |
| | FI | 04-94 | -22.8 | 8.5 | 11-07 | 36.6 | 18.8 | 15.9 | 15.1 | 13.1 | 14.6 | 10.9 | 10.4 | 7.9 | 8.8 | 6.3 | 6.8 | 9.5 | |
| | SE | 09-01 | -9.4 | 9.9 | 08-07 | 26.1 | 20.5 | 21.3 | 19.2 | 18.3 | 21.5 | 20.6 | 19.9 | 20.1 | 17.9 | 17.7 | 18.7 | 19.0 | |
| | UK | 03-09 | -22.3 | 9.7 | 08-07 | 41.1 | -9.0 | -8.5 | -14.7 | -16.3 | -11.1 | -16.6 | -14.7 | -18.6 | -18.9 | -17.3 | -18.4 | -17.2 | |
| MAJOR PURCHASES OVER NEXT 12 MONTHS (Question 9) | EU | 01-09 | -27.1 | -17.3 | 03-00 | -9.4 | -24.4 | -23.6 | -24.1 | -24.5 | -23.4 | -24.2 | -23.4 | -24.4 | -24.4 | -24.1 | -25.8 | -23.8 | |
| | EA | 05-11 | -27.5 | -18.0 | 03-00 | -11.7 | -24.5 | -23.0 | -24.1 | -23.3 | -22.3 | -23.5 | -23.1 | -24.4 | -24.5 | -24.9 | -26.8 | -23.7 | |
| | BE | 10-96 | -28.7 | -16.1 | 10-03 | -5.9 | -21.1 | -22.5 | -16.1 | -18.7 | -21.0 | -18.0 | -18.4 | -19.5 | -21.8 | -19.8 | -19.1 | -19.6 | |
| | BG | 04-03 | -46.8 | -31.4 | 08-08 | -5.9 | -30.0 | -32.6 | -34.6 | -37.7 | -34.9 | -37.9 | -34.2 | -31.9 | -36.4 | -39.1 | -35.8 | -32.8 | |
| | CZ | 01-01 | -36.2 | -20.8 | 05-07 | -0.3 | -16.2 | -23.7 | -23.4 | -27.1 | | | | | | | | | |

TABLE 4 (continued): Monthly survey of consumers (s.a.) (a)

| | | Since 1990 (*) | | | | | 2012 | | | | | | | | | | | | 2013 |
|---|-------|----------------|-------|-------|-------|-------|-------|-------|-------|-------|-------|-------|-------|-------|-------|-------|-------|-------|------|
| | | Min. | | Ave. | Max. | | Feb | Mar | Apr | May | Jun | Jul | Aug | Sep | Oct | Nov | Dec | Jan | |
| | | Date | Value | | Date | Value | | | | | | | | | | | | | |
| MAJOR PURCHASES AT PRESENT (Question 8) | EU | 10-08 | -35.9 | -12.9 | 01-00 | 5.6 | -21.9 | -20.5 | -22.8 | -22.0 | -19.9 | -22.1 | -22.2 | -24.3 | -24.4 | -23.3 | -24.3 | -24.3 | |
| | EA | 10-08 | -37.0 | -16.6 | 03-99 | 4.6 | -21.2 | -18.6 | -22.1 | -20.5 | -18.9 | -22.2 | -21.6 | -23.5 | -23.8 | -23.6 | -23.8 | -25.5 | |
| | BE | 06-97 | -40.4 | -1.4 | 09-07 | 26.1 | -20.0 | -23.0 | -16.7 | -11.9 | -13.2 | -13.3 | -16.0 | -15.5 | -12.3 | -13.8 | -17.9 | -14.5 | |
| | BG | 06-02 | -65.3 | -39.9 | 10-06 | -17.1 | -37.5 | -43.6 | -38.9 | -39.3 | -35.9 | -39.9 | -43.3 | -37.5 | -38.6 | -39.3 | -37.2 | -35.2 | |
| | CZ | 05-95 | -32.7 | 0.8 | 07-03 | 33.8 | -16.5 | -15.2 | -19.2 | -23.8 | -17.4 | -17.5 | -20.6 | -24.5 | -24.8 | -20.1 | -19.1 | -19.4 | |
| | DK | 11-08 | -32.8 | -7.8 | 09-97 | 9.5 | -11.2 | -7.7 | -15.2 | -7.0 | -13.1 | -8.9 | -6.0 | -8.9 | -9.3 | -9.2 | -10.4 | -10.1 | |
| | DE | 11-02 | -30.8 | -6.9 | 11-06 | 32.2 | 10.1 | 10.6 | 7.4 | 9.1 | 9.0 | 9.6 | 9.1 | 8.3 | 10.0 | 6.6 | 5.5 | 5.8 | |
| | EE | 11-11 | -20.6 | 13.7 | 05-06 | 49.2 | -8.9 | -11.7 | -15.5 | -12.8 | -10.4 | -12.8 | -14.7 | -15.6 | -13.4 | -13.5 | -9.8 | -2.6 | |
| | IE | 05-09 | -33.2 | 7.1 | 09-97 | 39.7 | -24.2 | -25.9 | -26.7 | -23.2 | -26.0 | -23.8 | -28.7 | -28.3 | -29.8 | -25.6 | -20.1 | -22.6 | |
| | EL | 07-12 | -75.0 | -40.2 | 01-01 | -9.8 | -64.4 | -65.4 | -66.1 | -68.6 | -64.2 | -75.0 | -71.7 | -66.9 | -65.0 | -54.7 | -62.5 | -61.6 | |
| | ES | 06-93 | -63.8 | -22.9 | 11-99 | 25.7 | -40.6 | -31.4 | -37.9 | -37.1 | -35.3 | -36.4 | -39.4 | -50.3 | -49.2 | -48.4 | -44.5 | -46.9 | |
| | FR | 08-08 | -40.6 | -16.7 | 07-00 | 14.4 | -26.5 | -26.0 | -27.0 | -25.3 | -20.1 | -29.1 | -28.1 | -29.7 | -29.9 | -28.7 | -27.6 | -31.7 | |
| | IT | 11-96 | -64.2 | -36.7 | 05-90 | -2.4 | -51.0 | -42.7 | -52.4 | -49.5 | -49.0 | -54.0 | -48.2 | -50.1 | -54.2 | -53.5 | -53.7 | -57.2 | |
| | CY | 09-12 | -63.3 | -17.6 | 11-04 | 24.0 | -47.8 | -52.6 | -45.8 | -51.8 | -49.0 | -57.0 | -60.3 | -63.3 | -56.8 | -57.4 | -56.5 | -62.7 | |
| | LV | 06-96 | -81.0 | -31.1 | 12-06 | 21.5 | -30.4 | -25.9 | -24.0 | -27.9 | -27.5 | -24.3 | -24.1 | -26.1 | -25.1 | -28.8 | -20.4 | -20.7 | |
| | LT | 03-09 | -12.0 | 18.0 | 02-06 | 49.9 | 9.0 | 4.7 | 2.0 | 6.7 | 8.1 | 8.1 | 6.8 | 6.1 | 6.0 | 6.9 | 8.3 | 4.0 | |
| | LU | 10-08 | -34.5 | -9.4 | 08-07 | -0.1 | -10.4 | -12.3 | -7.8 | -3.4 | -3.9 | -4.2 | -8.9 | -8.5 | -10.9 | -11.4 | -12.9 | -19.0 | |
| | HU | 06-96 | -86.8 | -52.5 | 03-06 | -6.9 | -56.5 | -53.7 | -55.8 | -59.8 | -63.7 | -64.7 | -62.8 | -63.5 | -64.7 | -65.6 | -58.8 | -57.1 | |
| | MT | 04-09 | -22.4 | 4.5 | 09-03 | 35.8 | 3.3 | 8.2 | 4.8 | -1.6 | 0.8 | 2.4 | -1.6 | 3.5 | 1.8 | 6.1 | 5.4 | 16.1 | |
| | NL | 04-03 | -39.2 | 1.0 | 02-00 | 53.8 | -18.6 | -19.1 | -16.5 | -19.8 | -19.8 | -23.3 | -22.9 | -18.7 | -28.6 | -23.2 | -24.7 | -23.0 | |
| | AT | 07-08 | -17.8 | 7.6 | 08-99 | 29.4 | 17.1 | 19.6 | 17.2 | 14.0 | 17.8 | 20.7 | 18.7 | 16.4 | 19.6 | 19.8 | 15.4 | 11.9 | |
| | PL | 11-01 | -27.0 | -3.6 | 05-07 | 13.9 | -5.4 | -4.6 | -11.2 | -14.9 | -7.8 | -10.8 | -14.2 | -5.3 | -5.7 | -4.6 | -10.3 | -8.4 | |
| | PT | 12-08 | -89.5 | -46.7 | 01-92 | -1.5 | -74.5 | -73.6 | -74.2 | -76.1 | -75.3 | -78.5 | -74.4 | -77.7 | -78.5 | -77.6 | -78.9 | -77.9 | |
| | RO | 08-10 | -62.8 | -35.7 | 06-01 | 4.6 | -52.6 | -55.9 | -54.0 | -47.3 | -47.4 | -47.9 | -53.8 | -52.3 | -46.1 | -47.8 | -51.9 | -46.9 | |
| | SI | 08-12 | -59.6 | -23.9 | 08-06 | 17.7 | -36.6 | -41.1 | -51.8 | -34.3 | -43.2 | -47.9 | -59.6 | -57.9 | -46.1 | -44.3 | -37.8 | -42.2 | |
| | SK | 02-04 | -24.5 | -7.8 | 06-08 | 11.3 | -11.9 | -9.2 | -9.5 | -11.7 | -11.1 | -13.8 | -11.5 | -15.6 | -14.4 | -12.5 | -18.3 | -15.8 | |
| | FI | 04-90 | -27.3 | 17.3 | 12-09 | 48.7 | 4.6 | 5.8 | -1.9 | 2.7 | 6.8 | 4.5 | 10.7 | 5.0 | 8.4 | 8.9 | 5.4 | -0.2 | |
| SE | 10-08 | -37.9 | 14.3 | 08-05 | 36.2 | 1.6 | -1.0 | 3.7 | 2.3 | -0.5 | 1.7 | 4.9 | 2.2 | 5.9 | -0.6 | -1.0 | -0.5 | | |
| UK | 10-08 | -40.6 | 0.5 | 11-02 | 28.3 | -28.6 | -31.0 | -29.2 | -30.7 | -26.3 | -25.1 | -28.7 | -33.0 | -33.1 | -27.1 | -30.3 | -24.3 | | |
| PRICE TRENDS OVER NEXT 12 MONTHS (Question 6) | EU | 08-09 | -11.5 | 21.7 | 09-90 | 49.1 | 25.7 | 23.9 | 27.0 | 23.3 | 20.0 | 21.4 | 24.4 | 27.1 | 27.1 | 25.6 | 24.5 | 23.0 | |
| | EA | 08-09 | -16.2 | 20.9 | 01-91 | 51.0 | 26.5 | 24.2 | 27.0 | 22.7 | 19.7 | 21.7 | 26.2 | 28.2 | 27.0 | 26.0 | 23.7 | 21.8 | |
| | BE | 08-09 | -13.6 | 19.4 | 10-01 | 45.6 | 40.2 | 27.4 | 29.4 | 21.1 | 20.5 | 22.5 | 30.1 | 28.9 | 27.3 | 32.8 | 35.8 | 29.5 | |
| | BG | 07-01 | -3.2 | 35.5 | 12-06 | 54.4 | 41.0 | 40.5 | 38.3 | 39.7 | 38.8 | 43.2 | 42.3 | 43.4 | 44.3 | 40.8 | 42.7 | 40.8 | |
| | CZ | 11-09 | -8.7 | 38.7 | 03-98 | 72.0 | 42.6 | 46.8 | 47.0 | 44.3 | 38.1 | 33.5 | 34.0 | 38.4 | 36.3 | 34.8 | 39.4 | 41.0 | |
| | DK | 07-09 | -40.9 | -6.4 | 06-08 | 31.5 | 19.9 | 15.6 | 14.4 | 15.4 | 18.4 | 17.7 | 14.3 | 14.3 | 15.7 | 9.3 | 11.6 | 6.1 | |
| | DE | 08-09 | -18.1 | 28.9 | 03-91 | 57.9 | 29.7 | 30.2 | 30.2 | 23.5 | 21.3 | 24.8 | 26.8 | 29.3 | 31.2 | 31.2 | 31.2 | 27.6 | |
| | EE | 04-09 | -28.8 | 40.9 | 05-04 | 87.8 | 27.1 | 32.9 | 31.2 | 24.9 | 21.2 | 12.5 | 19.8 | 27.4 | 41.5 | 44.1 | 38.1 | 44.2 | |
| | IE | 05-09 | -44.0 | 17.6 | 10-00 | 42.2 | 5.6 | -0.2 | 1.1 | 6.7 | -0.2 | 0.6 | 10.0 | 16.9 | 14.8 | 15.6 | 16.0 | 8.8 | |
| | EL | 08-12 | -3.2 | 35.1 | 05-90 | 60.1 | 21.4 | 7.6 | 19.1 | 17.8 | 7.5 | -2.8 | -3.2 | 10.3 | 8.7 | 7.0 | 0.1 | 8.4 | |
| | ES | 05-09 | -29.9 | 12.8 | 08-12 | 40.0 | 7.9 | 6.0 | 21.6 | 18.1 | 8.3 | 22.8 | 40.0 | 33.0 | 16.9 | 11.1 | 14.5 | 12.7 | |
| | FR | 08-97 | -13.4 | 13.8 | 01-91 | 53.6 | 33.7 | 29.6 | 26.9 | 18.4 | 17.1 | 22.8 | 29.4 | 29.3 | 30.0 | 30.0 | 29.0 | 27.8 | |
| | IT | 07-09 | -29.1 | 14.7 | 02-91 | 61.8 | 20.1 | 15.0 | 23.8 | 22.7 | 21.2 | 15.4 | 11.8 | 16.6 | 16.4 | 17.7 | 6.9 | 8.0 | |
| | CY | 07-09 | -9.1 | 29.5 | 10-02 | 68.2 | 15.4 | 31.0 | 14.3 | 4.3 | -1.8 | 4.8 | 5.0 | 7.4 | 3.8 | 6.1 | 13.1 | 20.1 | |
| | LV | 05-09 | -40.8 | 30.8 | 03-04 | 69.7 | 23.2 | 28.2 | 39.5 | 30.5 | 24.0 | 14.2 | 14.5 | 13.8 | 20.1 | 21.8 | 23.9 | 18.0 | |
| | LT | 06-09 | 1.5 | 46.2 | 05-04 | 74.2 | 47.2 | 53.0 | 55.3 | 54.9 | 55.5 | 54.3 | 52.9 | 53.5 | 52.4 | 45.4 | 47.3 | 40.0 | |
| | LU | 07-09 | -21.2 | 14.5 | 08-07 | 44.1 | 21.5 | 21.2 | 24.3 | 23.1 | 14.7 | 7.2 | 9.5 | 21.7 | 27.9 | 28.1 | 19.9 | 23.2 | |
| | HU | 06-10 | 30.4 | 52.0 | 01-07 | 75.5 | 54.8 | 53.8 | 53.5 | 54.2 | 56.5 | 48.6 | 54.3 | 51.7 | 56.6 | 55.5 | 53.6 | 49.5 | |
| | MT | 09-03 | 5.3 | 36.3 | 03-11 | 66.1 | 64.0 | 63.6 | 63.3 | 60.7 | 64.5 | 58.9 | 58.9 | 62.2 | 58.9 | 55.2 | 37.9 | 40.3 | |
| | NL | 12-02 | -27.5 | 24.1 | 01-91 | 60.0 | 23.4 | 29.5 | 23.1 | 41.7 | 41.1 | 28.9 | 27.8 | 36.6 | 45.2 | 35.9 | 21.7 | 19.8 | |
| | AT | 12-95 | -18.6 | 21.0 | 03-11 | 50.4 | 39.4 | 41.3 | 39.9 | 32.7 | 35.1 | 34.0 | 42.2 | 41.4 | 40.4 | 34.8 | 36.9 | 31.4 | |
| | PL | 04-05 | 7.5 | 32.1 | 04-04 | 54.7 | 36.8 | 35.9 | 37.2 | 38.0 | 35.6 | 36.1 | 31.9 | 35.5 | 31.9 | 34.3 | 29.0 | 26.8 | |
| | PT | 08-97 | -8.5 | 30.6 | 09-11 | 73.1 | 46.4 | 42.6 | 47.5 | 35.8 | 27.2 | 30.2 | 33.8 | 40.9 | 32.8 | 27.3 | 30.7 | 28.2 | |
| | RO | 08-09 | 28.4 | 48.8 | 02-08 | 63.4 | 38.6 | 46.6 | 44.5 | 32.1 | 42.8 | 41.4 | 51.2 | 52.5 | 48.9 | 45.5 | 44.3 | 42.1 | |
| | SI | 10-09 | -11.0 | 35.0 | 04-00 | 62.2 | 34.5 | 34.1 | 45.3 | 29.8 | 22.5 | 21.5 | 20.3 | 53.4 | 37.5 | 35.7 | 38.7 | 32.3 | |
| | SK | 11-09 | -3.7 | 43.0 | 11-02 | 77.9 | 43.3 | 43.6 | 42.4 | 42.1 | 40.8 | 37.2 | 46.0 | 45.6 | 48.3 | 46.0 | 43.0 | 37.5 | |
| | FI | 12-95 | -21.4 | 18.1 | 01-08 | 49.9 | 35.3 | 39.1 | 41.8 | 33.3 | 30.4 | 28.7 | 40.5 | 37.6 | 35.3 | 35.2 | 36.0 | 32.1 | |
| SE | 03-05 | -14.4 | 17.1 | 10-07 | 47.1 | 23.8 | 22.2 | 26.6 | 21.9 | 18.6 | 19.9 | 20.5 | 22.1 | 12.1 | 5.3 | 9.0 | 5.7 | | |
| UK | 07-09 | -5.1 | 23.7 | 09-90 | 57.1 | 16.8 | 16.8 | 22.1 | 20.5 | 14.1 | 14.2 | 13.6 | 19.0 | 25.3 | 22.6 | 26.4 | 27.0 | | |
| PRICE TRENDS OVER LAST 12 MONTHS (Question 5) | EU | 03-99 | -3.7 | 25.6 | 07-08 | 67.9 | 40.0 | 39.6 | 44.3 | 38.8 | 33.8 | 31.9 | 33.1 | 38.6 | 38.9 | 37.6 | 37.1 | 35.6 | |
| | EA | 10-09 | -8.5 | 29.8 | 07-08 | 73.6 | 39.9 | 39.9 | 45.2 | 39.1 | 34.7 | 32.4 | 33.8 | 41.1 | 40.9 | 38.7 | 37.3 | 35.8 | |
| | BE | 06-98 | -1.3 | 40.8 | 05-08 | 83.6 | 64.5 | 64.1 | 61.3 | 57.7 | 58.1 | 55.2 | 55.2 | 56.5 | 59.9 | 58.8 | 60.4 | 57.6 | |
| | BG | 06-01 | 5.6 | 50.7 | 05-08 | 85.9 | 63.9 | 66.3 | 64.5 | 64.9 | 62.0 | 67.8 | 69.8 | 68.1 | 67.9 | 68.6 | 68.7 | 66.7 | |
| | CZ | 10-09 | -36.5 | 11.9 | 03-98 | 63.2 | 11.9 | 12.9 | 15.2 | 18.7 | 10.6 | 9.0 | 6.6 | 8.3 | 11.7 | 14.1 | 15.7 | 16.3 | |
| | DK | 09-93 | -50.8 | -17.0 | 07-08 | 55.5 | 34.4 | 33.2 | 31.6 | 30.1 | 30.2 | 30.0 | 23.7 | 29.1 | 33.8 | 27.9 | 26.2 | 20.6 | |
| | DE | 10-09 | -24.9 | 31.2 | 07-08 | 77.8 | 38.8 | 41.4 | 44.7 | 38.7 | 33.6 | 32.2 | 35.9 | 41.6 | 41.6 | 39.8 | 41.2 | 37.8 | |

TABLE 4b: Quarterly survey of consumers

(Data collected in January, April, July and October each year.)

Intention to buy a car within the next 12 months (s.a.)^(a)

(Question 13)

| | Since 1990 (*) | | | | 2011 | | | 2012 | | | | 2013 | |
|----|----------------|-------|-------|--------|-------|-------|-------|-------|-------|-------|-------|-------|-------|
| | Min. | | Ave. | Max. | | II | III | IV | I | II | III | IV | I |
| | Date | Value | | Date | Value | | | | | | | | |
| EU | II-11 | -75.9 | -62.0 | II-99 | -47.6 | -75.9 | -74.9 | -74.8 | -75.1 | -75.4 | -74.5 | -75.2 | -74.0 |
| EA | II-11 | -79.1 | -64.0 | I-00 | -48.9 | -79.1 | -78.3 | -77.3 | -78.8 | -78.1 | -77.6 | -78.0 | -76.6 |
| BE | I-09 | -85.4 | -64.8 | II-95 | -45.1 | -81.4 | -80.1 | -75.2 | -81.8 | -77.4 | -81.5 | -80.8 | -81.1 |
| BG | I-02 | -93.1 | -82.4 | III-08 | -72.3 | -81.9 | -83.2 | -80.5 | -79.8 | -81.1 | -81.0 | -82.0 | -77.8 |
| CZ | II-05 | -79.6 | -72.0 | I-09 | -64.9 | -74.9 | -70.4 | -70.5 | -74.0 | -76.0 | -73.0 | -75.3 | -75.3 |
| DK | I-90 | -79.3 | -65.0 | I-97 | -42.9 | -62.4 | -60.8 | -59.4 | -61.8 | -61.9 | -67.3 | -66.7 | -63.7 |
| DE | IV-08 | -77.8 | -52.5 | II-90 | -27.7 | -71.9 | -70.1 | -68.8 | -70.3 | -70.9 | -69.3 | -69.9 | -70.4 |
| EE | IV-09 | -90.3 | -73.5 | II-03 | -52.8 | -81.1 | -76.8 | -82.2 | -80.9 | -79.9 | -81.8 | -78.5 | -80.9 |
| IE | I-12 | -74.0 | -46.3 | IV-99 | -20.5 | -65.7 | -67.1 | -69.7 | -74.0 | -72.7 | -72.7 | -72.1 | -71.7 |
| EL | I-13 | -98.7 | -69.6 | II-00 | -38.2 | -89.2 | -88.8 | -90.2 | -93.4 | -96.6 | -94.5 | -91.2 | -98.7 |
| ES | II-11 | -94.1 | -72.8 | III-99 | -25.2 | -94.1 | -89.7 | -87.8 | -87.1 | -88.7 | -90.3 | -88.7 | . |
| FR | II-97 | -83.3 | -77.1 | II-90 | -69.9 | -82.1 | -78.0 | -76.7 | -79.4 | -78.0 | -76.8 | -78.9 | -75.2 |
| IT | III-11 | -92.9 | -70.0 | II-90 | -46.5 | -88.3 | -92.9 | -92.8 | -91.4 | -91.1 | -89.5 | -89.9 | -91.6 |
| CY | I-13 | -87.5 | -63.2 | I-04 | -44.6 | -70.7 | -78.1 | -78.8 | -85.3 | -86.3 | -86.8 | -84.4 | -87.5 |
| LV | I-00 | -84.2 | -65.2 | I-02 | -11.3 | -69.0 | -71.8 | -63.8 | -58.0 | -64.0 | -65.8 | -62.6 | -65.6 |
| LT | I-10 | -88.0 | -77.4 | III-01 | -65.4 | -81.9 | -81.1 | -80.8 | -79.7 | -81.1 | -81.6 | -83.0 | -82.3 |
| LU | IV-05 | -77.0 | -60.1 | III-02 | -23.8 | -68.0 | -67.4 | -69.1 | -66.4 | -69.1 | -70.8 | -63.9 | -68.9 |
| HU | III-09 | -90.8 | -79.5 | I-00 | -32.8 | -87.3 | -89.8 | -89.2 | -89.4 | -86.3 | -89.4 | -89.3 | -88.8 |
| MT | II-05 | -88.8 | -84.6 | I-03 | -74.7 | -87.4 | -86.8 | -86.0 | -88.3 | -85.8 | -83.3 | -86.7 | -86.1 |
| NL | I-12 | -62.4 | -47.4 | IV-99 | -36.5 | -49.8 | -56.1 | -56.0 | -62.4 | -54.2 | -54.4 | -57.0 | -56.6 |
| AT | IV-08 | -68.5 | -56.4 | III-00 | -40.0 | -61.3 | -60.7 | -59.9 | -62.7 | -59.9 | -64.9 | -62.3 | -64.2 |
| PL | III-03 | -77.2 | -71.3 | IV-08 | -64.5 | -72.9 | -69.7 | -65.5 | -65.3 | -67.5 | -69.7 | -70.0 | -72.8 |
| PT | III-11 | -94.6 | -71.7 | III-98 | -48.5 | -91.8 | -94.6 | -93.7 | -93.9 | -93.3 | -93.8 | -93.6 | -93.1 |
| RO | III-12 | -84.2 | -73.8 | IV-08 | -60.6 | -79.1 | -77.9 | -76.9 | -76.4 | -75.2 | -84.2 | -82.3 | -81.2 |
| SI | I-12 | -84.0 | -63.0 | I-01 | -43.7 | -75.8 | -80.3 | -78.8 | -84.0 | -83.6 | -80.6 | -74.7 | -75.5 |
| SK | II-04 | -85.3 | -79.3 | IV-07 | -74.4 | -79.8 | -80.5 | -79.7 | -79.9 | -78.9 | -79.2 | -79.2 | -79.9 |
| FI | I-13 | -68.0 | -52.5 | IV-02 | -31.0 | -62.8 | -60.4 | -60.2 | -63.5 | -63.8 | -65.4 | -67.7 | -68.0 |
| SE | II-09 | -65.8 | -46.4 | I-00 | -26.5 | -55.5 | -53.2 | -57.5 | -53.7 | -57.7 | -52.7 | -56.7 | -54.7 |
| UK | III-93 | -71.0 | -54.2 | II-99 | -34.1 | -66.7 | -65.1 | -69.5 | -65.2 | -68.9 | -65.2 | -67.0 | -67.3 |

Intention to purchase or build a home within the next 12 months (s.a.)^(a)

(Question 14)

| | Since 1990 (*) | | | | 2011 | | | 2012 | | | | 2013 | |
|----|----------------|-------|-------|--------|-------|-------|-------|-------|-------|-------|-------|-------|-------|
| | Min. | | Ave. | Max. | | II | III | IV | I | II | III | IV | I |
| | Date | Value | | Date | Value | | | | | | | | |
| EU | II-10 | -90.3 | -83.9 | III-90 | -78.2 | -89.3 | -89.7 | -89.4 | -89.4 | -88.7 | -89.1 | -89.8 | -89.5 |
| EA | II-10 | -92.0 | -85.4 | IV-99 | -80.2 | -90.2 | -90.5 | -90.0 | -90.7 | -89.4 | -90.3 | -90.8 | -90.0 |
| BE | IV-03 | -92.8 | -82.9 | II-95 | -67.2 | -91.8 | -91.1 | -86.8 | -88.7 | -88.0 | -88.7 | -89.3 | -89.6 |
| BG | I-02 | -95.8 | -91.9 | III-08 | -86.5 | -91.4 | -92.1 | -91.5 | -91.4 | -90.0 | -94.4 | -92.5 | -91.1 |
| CZ | II-09 | -92.1 | -87.7 | III-08 | -82.7 | -89.7 | -89.7 | -89.0 | -91.2 | -89.3 | -88.5 | -91.0 | -88.6 |
| DK | III-03 | -86.0 | -77.4 | II-02 | -62.0 | -80.3 | -80.6 | -80.8 | -83.3 | -83.2 | -83.2 | -80.4 | -80.0 |
| DE | II-08 | -94.3 | -86.0 | IV-99 | -78.1 | -89.5 | -89.7 | -90.4 | -90.5 | -87.9 | -88.6 | -89.0 | -90.2 |
| EE | III-09 | -94.1 | -61.1 | IV-99 | 11.0 | -90.4 | -88.1 | -90.3 | -89.6 | -89.9 | -92.8 | -88.4 | -88.2 |
| IE | IV-12 | -93.6 | -81.9 | II-06 | -70.6 | -93.1 | -91.4 | -92.6 | -92.0 | -93.2 | -92.6 | -93.6 | -92.8 |
| EL | III-12 | -98.2 | -83.7 | I-03 | -67.7 | -92.6 | -95.2 | -95.5 | -93.9 | -96.9 | -98.2 | -96.4 | -97.9 |
| ES | I-11 | -96.3 | -83.1 | III-99 | -70.7 | -96.0 | -94.1 | -93.8 | -96.3 | -93.7 | -93.0 | -94.8 | . |
| FR | II-92 | -89.9 | -86.5 | II-04 | -80.9 | -87.1 | -87.5 | -83.9 | -86.1 | -84.9 | -87.8 | -89.5 | -84.9 |
| IT | IV-07 | -96.8 | -88.6 | IV-90 | -78.9 | -93.3 | -96.2 | -95.9 | -95.5 | -94.3 | -95.0 | -94.7 | -95.1 |
| CY | III-12 | -91.6 | -77.6 | I-04 | -64.5 | -85.3 | -87.7 | -84.0 | -85.8 | -90.6 | -91.6 | -89.6 | -90.9 |
| LV | I-03 | -95.1 | -83.0 | I-02 | -14.9 | -87.2 | -87.2 | -83.1 | -80.6 | -81.2 | -78.1 | -81.5 | -82.6 |
| LT | I-10 | -95.2 | -90.6 | I-03 | -81.6 | -94.1 | -94.6 | -94.0 | -93.1 | -93.1 | -92.0 | -94.7 | -94.8 |
| LU | II-11 | -86.7 | -77.8 | IV-02 | -64.4 | -86.7 | -80.5 | -80.5 | -78.0 | -81.0 | -78.4 | -78.9 | -85.7 |
| HU | III-11 | -93.6 | -84.2 | I-00 | -38.7 | -90.6 | -93.6 | -93.3 | -91.7 | -90.7 | -92.3 | -92.8 | -91.7 |
| MT | III-08 | -94.9 | -90.3 | IV-11 | -84.8 | -90.7 | -85.2 | -84.8 | -88.2 | -86.4 | -89.6 | -89.9 | -90.9 |
| NL | I-13 | -90.0 | -78.7 | III-99 | -68.4 | -83.7 | -82.5 | -87.7 | -84.8 | -87.0 | -88.3 | -87.5 | -90.0 |
| AT | III-03 | -90.9 | -84.5 | III-01 | -64.7 | -86.1 | -85.1 | -84.4 | -85.8 | -86.8 | -84.9 | -83.4 | -83.0 |
| PL | I-13 | -90.9 | -86.1 | III-10 | -82.1 | -89.9 | -89.7 | -86.2 | -88.9 | -87.4 | -90.5 | -88.8 | -90.9 |
| PT | I-13 | -97.3 | -80.5 | III-98 | -65.5 | -93.7 | -95.5 | -96.9 | -97.3 | -95.5 | -95.2 | -96.7 | -97.3 |
| RO | IV-10 | -90.4 | -82.9 | IV-08 | -74.3 | -86.3 | -84.2 | -87.0 | -86.3 | -87.1 | -86.7 | -86.8 | -87.7 |
| SI | II-11 | -91.7 | -80.8 | IV-96 | -70.7 | -91.7 | -89.5 | -87.7 | -88.5 | -88.5 | -87.2 | -84.9 | -84.8 |
| SK | IV-03 | -90.2 | -86.0 | II-00 | -81.6 | -87.3 | -85.0 | -86.4 | -86.2 | -86.2 | -85.2 | -84.9 | -86.1 |
| FI | IV-08 | -87.3 | -82.6 | III-02 | -76.2 | -85.3 | -84.1 | -84.4 | -86.1 | -86.8 | -85.2 | -86.4 | -86.4 |
| SE | II-08 | -78.6 | -73.3 | IV-02 | -60.6 | -77.4 | -76.0 | -78.1 | -75.7 | -76.8 | -76.2 | -77.7 | -78.5 |
| UK | I-13 | -89.9 | -79.1 | I-90 | -66.3 | -88.1 | -89.2 | -89.6 | -86.4 | -88.6 | -86.2 | -88.4 | -89.9 |

TABLE 4b (continued): **Quarterly survey of consumers**

(Data collected in January, April, July and October each year.)

Intention to carry out home improvements over the next 12 months (s.a.)^(a)

(Question 15)

| | Since 1990 (*) | | | | 2011 | | | 2012 | | | | 2013 | |
|----|----------------|-------|-------|--------|-------|-------|-------|-------|-------|-------|-------|-------|-------|
| | Min. | | Ave. | Max. | | II | III | IV | I | II | III | IV | I |
| | Date | Value | | Date | Value | | | | | | | | |
| EU | IV-96 | -66.7 | -59.8 | III-07 | -53.7 | -58.2 | -57.9 | -57.6 | -58.3 | -57.4 | -58.3 | -58.7 | -56.8 |
| EA | III-93 | -67.7 | -62.4 | III-00 | -57.2 | -60.4 | -60.8 | -60.1 | -60.7 | -58.9 | -60.7 | -59.8 | -58.2 |
| BE | III-97 | -65.2 | -50.4 | II-12 | -31.7 | -46.8 | -45.0 | -41.9 | -44.9 | -31.7 | -44.8 | -42.2 | -49.2 |
| BG | I-02 | -86.2 | -70.0 | III-08 | -55.9 | -72.4 | -71.0 | -68.4 | -66.9 | -68.5 | -71.7 | -71.3 | -69.8 |
| CZ | III-01 | -50.6 | -34.4 | I-07 | -18.4 | -39.0 | -35.2 | -42.3 | -45.4 | -40.8 | -43.6 | -42.4 | -40.1 |
| DK | I-90 | -86.7 | -64.1 | I-00 | -26.1 | -59.7 | -58.1 | -58.8 | -62.7 | -64.8 | -63.8 | -58.5 | -57.5 |
| DE | III-93 | -60.2 | -52.4 | II-12 | -43.4 | -48.7 | -47.0 | -45.1 | -45.7 | -43.4 | -44.7 | -44.9 | -45.1 |
| EE | IV-92 | -68.4 | -43.3 | II-06 | -12.2 | -46.4 | -38.6 | -50.1 | -56.6 | -55.9 | -56.9 | -43.9 | -47.4 |
| IE | II-90 | -81.0 | -65.3 | I-06 | -49.5 | -58.7 | -60.7 | -56.4 | -61.0 | -62.4 | -61.4 | -63.0 | -62.9 |
| EL | I-13 | -93.8 | -71.6 | IV-95 | -43.6 | -78.0 | -82.9 | -86.9 | -88.7 | -88.1 | -88.8 | -84.3 | -93.8 |
| ES | II-11 | -90.5 | -75.9 | IV-90 | -60.7 | -90.5 | -85.7 | -84.3 | -86.3 | -85.0 | -87.4 | -86.1 | - |
| FR | IV-95 | -78.8 | -67.1 | III-11 | -51.5 | -53.3 | -51.5 | -56.7 | -55.5 | -56.6 | -59.6 | -57.8 | -59.9 |
| IT | IV-06 | -88.0 | -74.0 | III-98 | -59.0 | -77.2 | -87.0 | -80.4 | -81.5 | -79.4 | -78.9 | -77.3 | -78.6 |
| CY | I-13 | -83.4 | -64.2 | III-01 | -45.6 | -63.4 | -65.7 | -69.4 | -78.2 | -75.0 | -80.0 | -80.3 | -83.4 |
| LV | IV-95 | -77.0 | -50.7 | I-02 | -9.6 | -52.5 | -51.3 | -46.8 | -39.0 | -48.2 | -43.6 | -41.0 | -37.4 |
| LT | I-10 | -81.6 | -64.4 | I-07 | -52.3 | -73.4 | -71.3 | -75.9 | -68.1 | -72.7 | -70.9 | -72.8 | -71.9 |
| LU | I-03 | -45.1 | -33.0 | II-04 | -21.8 | -26.9 | -29.7 | -27.3 | -26.3 | -37.9 | -29.0 | -36.3 | -40.8 |
| HU | IV-11 | -87.4 | -68.8 | III-00 | -22.8 | -85.8 | -87.2 | -87.4 | -86.9 | -86.8 | -86.5 | -86.4 | -85.8 |
| MT | IV-12 | -71.8 | -63.5 | IV-09 | -53.9 | -64.7 | -58.6 | -61.0 | -60.2 | -67.7 | -68.7 | -71.8 | -63.6 |
| NL | II-96 | -59.3 | -47.6 | IV-00 | -35.2 | -49.2 | -48.3 | -49.6 | -49.2 | -47.8 | -49.6 | -47.6 | -46.1 |
| AT | III-02 | -50.4 | -33.9 | II-12 | -20.2 | -26.3 | -26.0 | -26.2 | -30.1 | -20.2 | -22.0 | -22.9 | -23.9 |
| PL | III-12 | -59.0 | -40.6 | II-04 | -30.1 | -52.7 | -43.0 | -48.9 | -53.2 | -44.2 | -59.0 | -52.9 | -51.8 |
| PT | IV-12 | -89.7 | -67.6 | I-98 | -45.4 | -81.6 | -81.9 | -83.9 | -84.1 | -83.7 | -84.1 | -89.7 | -88.5 |
| RO | III-10 | -68.2 | -51.9 | I-07 | -39.9 | -63.8 | -58.5 | -60.6 | -61.5 | -60.3 | -60.0 | -60.4 | -57.0 |
| SI | II-12 | -67.0 | -37.0 | III-07 | -16.4 | -54.6 | -56.1 | -59.1 | -57.6 | -67.0 | -66.0 | -58.1 | -54.2 |
| SK | III-04 | -63.2 | -55.5 | III-07 | -46.2 | -58.7 | -58.1 | -58.9 | -61.3 | -57.7 | -58.2 | -62.2 | -58.9 |
| FI | III-98 | -72.4 | -58.7 | IV-10 | -45.2 | -48.7 | -48.1 | -49.0 | -53.9 | -55.4 | -51.4 | -57.2 | -53.4 |
| SE | II-96 | -46.9 | -25.8 | III-12 | -10.7 | -16.7 | -19.1 | -19.2 | -18.3 | -18.4 | -10.7 | -23.9 | -24.9 |
| UK | III-96 | -74.1 | -53.5 | I-04 | -35.0 | -54.9 | -53.3 | -53.3 | -53.5 | -57.2 | -54.1 | -59.2 | -56.2 |

(a) Balances: i.e., differences between the percentages of respondents giving positive and negative replies.

TABLE 5: Monthly survey of retail trade (s.a.)

| | | Since 1990 (*) | | | | | 2012 | | | | | | | | | | | | 2013 |
|---|-------|----------------|-------|-------|-------|-------|-------|-------|-------|-------|-------|-------|-------|-------|-------|-------|-------|-------|------|
| | | Min. | | Ave. | Max. | | Feb | Mar | Apr | May | Jun | Jul | Aug | Sep | Oct | Nov | Dec | Jan | |
| | | Date | Value | | Date | Value | | | | | | | | | | | | | |
| RETAIL TRADE CONFIDENCE INDICATOR ^(a) | EU | 12-08 | -26.8 | -6.8 | 04-07 | 7.6 | -11.8 | -11.2 | -8.3 | -14.5 | -9.9 | -10.2 | -13.3 | -15.0 | -12.7 | -9.1 | -10.3 | -9.5 | |
| | EA | 01-93 | -24.9 | -9.2 | 06-90 | 5.3 | -13.9 | -11.9 | -10.9 | -18.0 | -14.3 | -14.9 | -17.1 | -18.4 | -17.3 | -14.8 | -15.9 | -15.6 | |
| | BE | 01-09 | -27.9 | -3.8 | 10-10 | 13.7 | -14.0 | -16.0 | -12.0 | -16.4 | -10.0 | -11.2 | -17.8 | -15.5 | -14.8 | -7.6 | -9.6 | -8.5 | |
| | BG | 07-09 | -14.8 | 14.8 | 08-94 | 31.8 | -4.2 | 1.0 | 6.6 | 9.5 | 6.4 | 11.5 | 9.7 | 9.4 | 4.0 | 4.7 | 4.6 | 2.6 | |
| | CZ | 02-99 | -1.3 | 14.8 | 11-07 | 29.5 | 10.0 | 12.1 | 7.9 | 8.7 | 8.6 | 9.1 | 9.1 | 13.7 | 11.7 | 8.8 | 12.4 | 9.8 | |
| | DK | : | : | : | : | : | : | : | : | : | : | : | : | : | : | : | : | : | : |
| | DE | 01-03 | -37.4 | -12.0 | 12-90 | 22.3 | -6.9 | -1.6 | -3.9 | -13.6 | -10.8 | -9.3 | -14.0 | -13.6 | -13.0 | -10.6 | -10.5 | -8.4 | |
| | EE | 06-09 | -45.6 | 7.3 | 04-07 | 35.6 | 16.3 | 22.6 | 23.7 | 19.2 | 14.3 | 12.6 | 9.5 | 10.8 | 12.7 | 14.9 | 15.8 | 14.6 | |
| | IE | : | : | : | : | : | : | : | : | : | : | : | : | : | : | : | : | : | : |
| | EL | 10-12 | -48.4 | -1.5 | 07-07 | 39.0 | -38.7 | -35.8 | -37.6 | -34.9 | -35.2 | -31.0 | -26.6 | -37.0 | -48.4 | -40.1 | -33.5 | -30.5 | |
| | ES | 02-93 | -36.0 | -10.6 | 06-00 | 9.5 | -22.2 | -22.2 | -21.2 | -23.8 | -17.6 | -21.0 | -23.7 | -25.5 | -20.5 | -16.1 | -18.0 | -20.3 | |
| | FR | 04-97 | -27.2 | -8.5 | 12-07 | 8.8 | -15.3 | -16.9 | -9.4 | -20.3 | -14.2 | -15.0 | -11.3 | -18.2 | -15.0 | -15.7 | -15.3 | -16.2 | |
| | IT | 04-99 | -65.6 | -14.7 | 02-92 | 17.1 | -21.6 | -19.4 | -20.2 | -26.7 | -22.1 | -26.2 | -29.6 | -26.0 | -24.4 | -22.9 | -25.4 | -27.9 | |
| | CY | 11-12 | -36.4 | -7.4 | 05-07 | 20.6 | -29.8 | -27.9 | -27.5 | -27.7 | -24.8 | -27.2 | -29.4 | -31.0 | -34.0 | -36.4 | -31.8 | -30.6 | |
| | LV | 02-09 | -35.2 | 6.4 | 04-07 | 22.8 | 9.1 | 7.6 | 6.4 | 2.4 | 8.7 | 3.8 | 6.3 | 8.3 | 6.3 | 3.6 | 6.1 | 11.2 | |
| | LT | 04-09 | -57.8 | -2.2 | 01-07 | 41.7 | -1.4 | -2.3 | 4.8 | -12.3 | -3.7 | -19.0 | -19.9 | -12.2 | -14.4 | -14.8 | -9.9 | : | |
| | HU | 03-09 | -41.1 | -10.3 | 03-98 | 10.3 | -17.3 | -8.5 | -8.4 | -14.1 | -12.2 | -13.0 | -13.4 | -13.4 | -19.8 | -10.6 | -11.0 | -8.6 | |
| | NL | 06-09 | -16.9 | 12.3 | 10-99 | 33.3 | -4.8 | -1.8 | -3.2 | -1.8 | -7.6 | -3.3 | -9.4 | -6.3 | -8.9 | -2.9 | -10.9 | -8.0 | |
| | AT | 03-09 | -26.4 | -7.4 | 05-10 | 13.2 | -5.5 | -2.4 | -2.0 | -11.0 | -6.5 | -3.1 | -8.7 | -14.2 | -18.7 | -10.0 | -18.9 | -12.2 | |
| | PL | 03-03 | -16.8 | -3.3 | 12-07 | 11.9 | -4.6 | -2.6 | -3.2 | -6.1 | -5.7 | -6.3 | -7.5 | -8.7 | -11.1 | -7.9 | -10.3 | -10.0 | |
| | PT | 12-08 | -30.7 | -2.8 | 07-98 | 14.1 | -25.3 | -24.9 | -23.5 | -23.3 | -21.9 | -22.6 | -24.8 | -26.9 | -25.9 | -24.3 | -23.9 | -25.6 | |
| RO | 07-09 | -21.6 | 11.6 | 12-97 | 35.8 | 2.2 | 1.7 | 7.4 | 4.8 | 6.3 | 9.8 | 5.1 | 0.8 | 4.3 | 4.7 | 5.6 | 1.8 | | |
| SI | 03-09 | -21.6 | 11.2 | 09-07 | 38.2 | 9.5 | 11.2 | 9.8 | 0.4 | 2.6 | -1.0 | -3.3 | 5.2 | -7.9 | -7.9 | -2.6 | 4.9 | | |
| SK | 03-09 | -22.7 | 8.9 | 11-98 | 34.4 | 11.9 | 14.2 | 12.5 | 9.5 | 4.8 | 11.2 | 6.1 | 7.1 | 10.4 | 9.6 | 10.8 | 6.7 | | |
| FI | 11-00 | -18.2 | 0.3 | 08-07 | 23.8 | 12.4 | 17.9 | 14.3 | 8.6 | 10.5 | 4.0 | -0.6 | -2.6 | -5.4 | -4.1 | -8.4 | 1.6 | | |
| SE | 01-09 | -38.3 | 10.1 | 01-10 | 47.6 | -11.8 | -0.6 | -2.9 | -2.3 | -5.1 | -4.2 | -1.8 | 0.9 | -2.5 | -3.3 | -4.0 | 0.6 | | |
| UK | 01-09 | -47.1 | -0.2 | 10-03 | 22.5 | -7.3 | -15.1 | -2.5 | -6.8 | 3.7 | 4.1 | -4.6 | -8.9 | 0.5 | 9.1 | 6.5 | 10.7 | | |
| PRESENT BUSINESS SITUATION ^(b) (Question 1) | EU | 12-08 | -33.1 | -6.7 | 06-90 | 18.8 | -11.5 | -9.7 | -8.3 | -19.4 | -13.7 | -10.4 | -17.8 | -19.3 | -16.3 | -10.3 | -14.2 | -14.1 | |
| | EA | 12-94 | -33.9 | -10.0 | 06-90 | 22.0 | -13.9 | -11.3 | -11.5 | -24.1 | -18.9 | -18.6 | -22.5 | -24.2 | -21.5 | -19.5 | -23.0 | -23.3 | |
| | BE | 06-93 | -30.2 | 0.8 | 10-10 | 35.0 | 5.0 | -4.4 | -1.9 | -11.5 | -5.4 | -5.5 | -11.0 | -17.6 | -13.1 | -0.7 | -3.0 | -11.2 | |
| | BG | 08-09 | -36.2 | 13.6 | 11-97 | 51.9 | -24.3 | -27.7 | -11.2 | -12.7 | -3.6 | -1.2 | -1.9 | -0.3 | -8.6 | -8.5 | 3.7 | -1.7 | |
| | CZ | 12-09 | -2.6 | 30.7 | 11-07 | 67.2 | 20.9 | 19.5 | 17.4 | 16.6 | 22.1 | 22.3 | 16.8 | 25.5 | 22.4 | 16.9 | 18.3 | 17.2 | |
| | DK | : | : | : | : | : | : | : | : | : | : | : | : | : | : | : | : | : | |
| | DE | 12-02 | -47.1 | -7.1 | 11-90 | 52.6 | 14.8 | 19.6 | 16.7 | -1.9 | 2.2 | 4.7 | -1.4 | 2.2 | 5.9 | 2.7 | -0.4 | 3.0 | |
| | EE | 06-09 | -61.5 | 12.8 | 04-07 | 71.6 | 46.4 | 54.4 | 58.7 | 43.9 | 33.6 | 37.3 | 31.5 | 33.2 | 31.5 | 25.2 | 30.3 | 30.5 | |
| | IE | : | : | : | : | : | : | : | : | : | : | : | : | : | : | : | : | : | |
| | EL | 10-12 | -78.7 | -8.6 | 09-07 | 63.9 | -67.7 | -58.6 | -63.9 | -57.0 | -57.7 | -55.3 | -50.2 | -69.1 | -78.7 | -64.4 | -57.2 | -51.5 | |
| | ES | 07-93 | -72.7 | -34.2 | 06-00 | 3.5 | -43.3 | -48.8 | -46.3 | -52.6 | -44.5 | -41.7 | -48.1 | -51.5 | -45.5 | -37.2 | -42.0 | -40.1 | |
| | FR | 04-97 | -48.7 | -8.9 | 12-07 | 24.8 | -16.3 | -15.2 | -10.3 | -23.5 | -17.3 | -18.0 | -12.0 | -21.3 | -17.2 | -17.8 | -19.9 | -20.5 | |
| | IT | 11-94 | -91.3 | -17.9 | 05-00 | 45.7 | -43.1 | -35.1 | -38.0 | -51.6 | -43.2 | -50.3 | -58.7 | -56.8 | -50.7 | -50.9 | -53.0 | -62.1 | |
| | CY | 11-12 | -60.3 | -26.5 | 04-07 | 25.9 | -50.8 | -49.4 | -56.9 | -59.7 | -51.6 | -57.7 | -54.3 | -54.9 | -58.8 | -60.3 | -57.4 | -55.3 | |
| | LV | 02-09 | -60.9 | 3.4 | 03-07 | 36.2 | 12.9 | 8.7 | 7.2 | 4.3 | 12.2 | 7.0 | 8.6 | 16.4 | 4.5 | 3.7 | 8.3 | 18.1 | |
| | LT | 09-09 | -58.0 | -4.5 | 01-07 | 75.4 | -3.4 | 0.9 | -6.2 | -25.7 | -8.3 | -25.1 | -20.1 | -11.6 | -20.5 | -20.0 | -8.3 | : | |
| | HU | 03-09 | -59.9 | -11.4 | 03-98 | 16.2 | -21.8 | -7.0 | -1.9 | -10.4 | -12.3 | -18.0 | -18.8 | -16.4 | -29.2 | -15.7 | -11.7 | -19.0 | |
| | NL | 08-09 | -25.2 | 24.7 | 06-99 | 61.3 | -4.2 | -4.5 | -12.3 | -6.5 | -10.4 | 2.5 | -9.9 | -9.1 | -16.2 | 0.3 | -16.0 | -16.3 | |
| | AT | 03-03 | -32.8 | -2.1 | 02-06 | 26.6 | 5.9 | 2.3 | 14.4 | -6.6 | 0.7 | 5.7 | -4.9 | -9.8 | -18.5 | -2.9 | -20.3 | -19.4 | |
| | PL | 10-01 | -30.9 | -5.8 | 12-07 | 23.8 | -0.9 | 1.7 | 0.3 | -7.1 | -5.3 | -7.3 | -9.3 | -9.5 | -15.0 | -9.9 | -12.5 | -15.9 | |
| | PT | 08-12 | -60.0 | -8.2 | 04-99 | 23.1 | -53.5 | -48.6 | -46.2 | -48.7 | -51.9 | -53.8 | -60.0 | -55.0 | -58.2 | -55.8 | -55.8 | -57.5 | |
| RO | 08-09 | -41.1 | 18.8 | 09-97 | 57.3 | 0.3 | -5.7 | 9.3 | 8.9 | 7.4 | 12.6 | 7.6 | 5.6 | 9.0 | 6.8 | 11.1 | 4.8 | | |
| SI | 03-09 | -48.1 | 15.6 | 11-07 | 63.1 | 24.6 | 28.2 | 7.3 | -16.6 | -4.8 | -15.6 | -3.9 | 8.5 | -28.2 | -26.2 | -12.0 | -8.5 | | |
| SK | 06-95 | -35.1 | 12.0 | 11-98 | 57.9 | 4.7 | 8.7 | 14.0 | 8.2 | 14.0 | 15.6 | 14.4 | 14.0 | 15.3 | 11.3 | 15.7 | 4.2 | | |
| FI | 06-09 | -24.0 | 11.4 | 03-12 | 48.8 | 36.3 | 48.8 | 41.6 | 17.8 | 21.1 | 14.7 | 11.4 | 12.3 | 6.4 | -1.9 | -8.5 | 15.8 | | |
| SE | 01-09 | -50.1 | 16.2 | 07-06 | 66.9 | -19.4 | 3.7 | 12.3 | -9.9 | -14.0 | -9.1 | -11.8 | -3.1 | -15.1 | -8.7 | -11.4 | -3.8 | | |
| UK | 01-09 | -56.8 | 2.2 | 01-11 | 48.9 | -6.8 | -10.8 | -1.6 | -7.3 | 2.1 | 18.3 | -6.0 | -8.4 | -0.2 | 21.7 | 13.4 | 15.0 | | |
| VOLUME OF STOCKS (Question 2) | EU | 08-99 | 25.3 | 15.7 | 04-10 | 4.9 | 15.9 | 17.9 | 13.0 | 16.5 | 14.2 | 13.7 | 14.3 | 14.8 | 12.0 | 12.4 | 11.0 | 9.8 | |
| | EA | 10-99 | 27.6 | 15.6 | 04-10 | 5.6 | 16.9 | 15.6 | 13.0 | 17.0 | 14.3 | 14.2 | 14.2 | 15.1 | 12.5 | 11.2 | 10.5 | 11.8 | |
| | BE | 02-93 | 30.9 | 12.0 | 07-10 | -2.2 | 23.4 | 14.3 | 16.2 | 14.4 | 12.0 | 9.6 | 15.3 | 9.4 | 4.9 | 5.6 | 6.9 | 6.7 | |
| | BG | 02-12 | 6.1 | -12.8 | 07-96 | -52.2 | 6.1 | 3.5 | 0.0 | 1.5 | -2.6 | -1.9 | -3.1 | -5.0 | -2.2 | -0.8 | 2.2 | -3.1 | |
| | CZ | 05-95 | 27.8 | 9.3 | 08-11 | -5.5 | 6.6 | 2.7 | 8.9 | 8.9 | 10.2 | 10.3 | 8.9 | 7.4 | 7.3 | 6.7 | 4.1 | 2.1 | |
| | DK | : | : | : | : | : | : | : | : | : | : | : | : | : | : | : | : | : | |
| | DE | 01-03 | 37.2 | 22.2 | 01-91 | 1.7 | 28.0 | 22.0 | 24.9 | 27.0 | 24.5 | 25.4 | 27.3 | 28.0 | 25.8 | 22.0 | 19.4 | 20.6 | |
| | EE | 06-09 | 37.4 | 11.5 | 07-96 | -7.7 | 13.1 | 13.4 | 9.7 | 9.8 | 11.1 | 14.2 | 11.5 | 12.2 | 12.4 | 9.4 | 15.5 | 9.3 | |
| | IE | : | : | : | : | : | : | : | : | : | : | : | : | : | : | : | : | : | |
| | EL | 12-93 | 40.9 | 13.0 | 01-13 | -14.4 | -5.4 | -1.3 | -1.0 | 1.3 | 0.9 | -0.3 | -5.6 | -11.9 | -1.4 | 0.3 | -6.3 | -14.4 | |
| | ES | 06-06 | 25.4 | 5.1 | 02-96 | -7.2 | 6.7 | 0.8 | 3.8 | 7.4 | 6.6 | 11.4 | 12.1 | 7.1 | 1.5 | 5.9 | 5.5 | 5.0 | |
| | FR | 03-12 | 25.2 | 10.9 | 03-09 | -13.9 | 17.8 | 25.2 | 15.1 | 25.0 | 18.5 | 12.5 | 8.4 | 16.4 | 10.1 | 12.4 | 11.8 | 10.9 | |
| | IT | 04-99 | 75.4 | 18.8 | 01-10 | -3.7 | 11.6 | 11.8 | 2.3 | 6.3 | 3.8 | 7.7 | 7.9 | 7.7 | 6.5 | 0.6 | 2.4 | 10.6 | |
| | CY | 03-09 | 26.7 | 1.3 | 04-05 | -18.8 | 12.8 | 13.6 | 5.3 | 5.9 | 5.8 | 1.2 | 4.1 | 7.1 | 5.2 | 3.7 | -3.1 | 4.4 | |
| | LV | 12-02 | 7.6 | -1.7 | 07-96 | -17.2 | -2.3 | 1.5 | -0.5 | 1.4 | 0.6 | 2.2 | -1.8 | -0.3 | -1.7 | -0.9 | -1.5 | | |

TABLE 5 (continued): Monthly survey of retail trade (s.a.)

| | | Since 1990 (*) | | | | | | 2012 | | | | | | | | | | 2013 |
|--|-------|----------------|-------|-------|-------|-------|-------|-------|-------|-------|-------|-------|-------|-------|-------|-------|-------|-------|
| | | Min. | | Ave. | Max. | | Feb | Mar | Apr | May | Jun | Jul | Aug | Sep | Oct | Nov | Dec | Jan |
| | | Date | Value | | Date | Value | | | | | | | | | | | | |
| EXPECTED BUSINESS SITUATION (Question 4) | EU | 02-09 | -29.1 | 2.2 | 04-07 | 20.2 | -7.9 | -6.1 | -3.7 | -7.5 | -1.6 | -6.4 | -7.8 | -11.0 | -9.8 | -4.6 | -5.8 | -4.5 |
| | EA | 02-93 | -27.2 | -1.9 | 04-07 | 15.5 | -10.9 | -8.8 | -8.4 | -13.0 | -9.7 | -11.8 | -14.6 | -15.9 | -18.0 | -13.8 | -14.3 | -11.7 |
| | BE | 02-09 | -42.5 | -0.2 | 01-90 | 26.8 | -23.7 | -29.3 | -17.9 | -23.2 | -12.7 | -18.4 | -27.0 | -19.4 | -26.3 | -16.4 | -18.9 | -7.4 |
| | BG | 02-97 | -39.3 | 17.9 | 01-07 | 56.6 | 17.8 | 34.1 | 31.1 | 42.7 | 20.1 | 33.7 | 28.0 | 23.6 | 18.4 | 21.9 | 12.3 | 6.4 |
| | CZ | 02-99 | 3.5 | 23.0 | 02-02 | 46.1 | 15.6 | 19.6 | 15.3 | 18.3 | 14.0 | 15.2 | 19.4 | 23.1 | 19.9 | 16.3 | 22.9 | 14.2 |
| Component of the retail confidence indicator | DK | : | : | : | : | : | : | : | : | : | : | : | : | : | : | : | : | : |
| | DE | 04-09 | -44.0 | -6.9 | 12-90 | 27.0 | -7.5 | -2.3 | -3.4 | -11.9 | -10.0 | -7.3 | -13.3 | -15.1 | -19.2 | -12.4 | -11.7 | -7.6 |
| | EE | 03-09 | -48.4 | 19.7 | 03-04 | 57.4 | 15.6 | 26.7 | 22.1 | 23.4 | 20.5 | 14.8 | 8.5 | 11.4 | 19.0 | 29.0 | 32.5 | 22.7 |
| | IE | : | : | : | : | : | : | : | : | : | : | : | : | : | : | : | : | : |
| | EL | 10-12 | -68.0 | 17.1 | 07-07 | 70.3 | -53.9 | -50.0 | -49.9 | -46.2 | -47.2 | -38.0 | -35.2 | -53.9 | -68.0 | -55.5 | -49.5 | -54.3 |
| | ES | 02-93 | -33.7 | 7.7 | 04-91 | 34.0 | -16.7 | -17.0 | -13.5 | -11.2 | -1.7 | -9.8 | -10.8 | -18.1 | -14.5 | -5.1 | -6.3 | -15.8 |
| | FR | 04-09 | -33.1 | -5.6 | 06-07 | 20.0 | -11.8 | -10.3 | -2.8 | -12.3 | -6.8 | -14.5 | -13.4 | -17.0 | -17.7 | -16.8 | -14.2 | -17.3 |
| | IT | 08-95 | -79.4 | -7.3 | 05-96 | 33.8 | -10.3 | -11.4 | -20.4 | -22.1 | -19.4 | -20.8 | -22.1 | -13.5 | -15.9 | -17.3 | -20.7 | -10.9 |
| | CY | 11-12 | -45.2 | 5.6 | 02-08 | 54.7 | -25.8 | -20.8 | -20.4 | -17.5 | -17.1 | -22.9 | -30.0 | -31.0 | -38.1 | -45.2 | -41.1 | -32.1 |
| | LV | 03-09 | -43.7 | 14.1 | 02-07 | 38.2 | 12.0 | 15.8 | 11.4 | 4.3 | 14.6 | 6.7 | 8.4 | 8.1 | 12.8 | 6.2 | 8.5 | 15.0 |
| | LT | 04-09 | -74.3 | 0.5 | 11-06 | 62.6 | 2.5 | -3.2 | 25.3 | -0.3 | 8.9 | -18.3 | -25.6 | -12.5 | -6.5 | -10.0 | -4.0 | : |
| | HU | 03-09 | -50.1 | -0.6 | 02-98 | 36.9 | -15.8 | -5.5 | -7.3 | -17.2 | -13.3 | -7.5 | -12.0 | -16.4 | -20.1 | -4.2 | -6.6 | -4.8 |
| | NL | 07-09 | -18.4 | 20.5 | 10-99 | 45.3 | 0.0 | 7.3 | 8.0 | 10.6 | -4.5 | -6.4 | -9.7 | -3.9 | -6.6 | -4.8 | -10.3 | 1.4 |
| | AT | 03-09 | -26.6 | 3.0 | 03-05 | 30.3 | -2.4 | 3.2 | -2.6 | -5.7 | 0.8 | 7.9 | 3.2 | -7.3 | -8.3 | -1.3 | -11.2 | 6.9 |
| | PL | 01-02 | -27.1 | -2.8 | 02-08 | 16.9 | -4.7 | -1.0 | -2.9 | -5.4 | -5.0 | -5.1 | -7.2 | -9.3 | -10.5 | -6.4 | -10.9 | -8.1 |
| | PT | 09-12 | -36.6 | 9.4 | 07-98 | 39.4 | -34.2 | -34.9 | -35.3 | -33.0 | -27.6 | -25.0 | -27.0 | -36.6 | -32.7 | -32.3 | -31.3 | -31.9 |
| | RO | 10-94 | -36.7 | 19.7 | 11-95 | 73.6 | 9.0 | 14.0 | 14.3 | 12.0 | 13.7 | 18.4 | 9.5 | 0.3 | 7.2 | 8.0 | 6.7 | 2.5 |
| | SI | 01-09 | -20.2 | 29.1 | 09-07 | 56.0 | 14.2 | 17.3 | 31.3 | 31.5 | 29.3 | 28.0 | 5.7 | 21.7 | 16.3 | 10.9 | 16.5 | 33.8 |
| | SK | 03-09 | -34.8 | 23.1 | 12-96 | 60.0 | 35.5 | 43.9 | 33.4 | 26.5 | 7.2 | 30.1 | 10.4 | 12.8 | 21.9 | 23.8 | 23.4 | 26.8 |
| | FI | 04-09 | -24.4 | 11.9 | 04-07 | 41.2 | 23.1 | 19.4 | 21.6 | 22.4 | 28.4 | 7.8 | 3.2 | -8.3 | -4.3 | -0.1 | -5.9 | -3.2 |
| SE | 01-09 | -33.9 | 42.7 | 01-10 | 86.2 | 20.8 | 22.3 | 17.8 | 37.4 | 30.0 | 22.6 | 32.7 | 31.5 | 32.7 | 28.2 | 26.2 | 25.2 | |
| UK | 02-09 | -55.7 | 14.5 | 01-97 | 48.9 | -2.2 | -4.4 | 6.0 | 2.9 | 23.8 | 7.3 | 9.4 | -2.0 | 13.6 | 23.9 | 19.7 | 19.2 | |
| INTENTIONS OF PLACING ORDERS (Question 3) | EU | 01-09 | -34.2 | -6.1 | 02-90 | 10.2 | -14.0 | -13.3 | -9.7 | -14.7 | -10.5 | -14.8 | -17.1 | -19.3 | -18.0 | -16.6 | -13.7 | -15.8 |
| | EA | 12-08 | -30.6 | -10.0 | 02-90 | 9.5 | -16.3 | -15.8 | -14.3 | -18.4 | -15.8 | -18.1 | -20.0 | -22.2 | -21.9 | -21.6 | -20.2 | -22.1 |
| | BE | 01-09 | -37.3 | -6.6 | 01-90 | 19.8 | -21.9 | -32.0 | -27.4 | -18.0 | -24.2 | -14.4 | -25.2 | -21.7 | -23.1 | -24.4 | -22.4 | -22.7 |
| | BG | 02-97 | -43.1 | 10.5 | 01-07 | 49.5 | 16.2 | 26.9 | 25.2 | 26.5 | 22.1 | 27.4 | 23.8 | 21.3 | 4.5 | 17.8 | 16.7 | 10.6 |
| | CZ | 02-96 | -32.4 | 22.3 | 02-95 | 57.6 | 16.2 | 12.3 | 5.3 | 6.0 | 8.1 | 7.5 | 12.5 | 9.6 | 13.5 | 9.1 | 15.6 | 11.4 |
| | DK | : | : | : | : | : | : | : | : | : | : | : | : | : | : | : | : | : |
| | DE | 01-03 | -40.2 | -12.7 | 01-91 | 25.3 | -4.5 | -2.7 | -0.8 | -8.7 | -9.2 | -11.2 | -10.7 | -13.4 | -15.7 | -11.1 | -13.1 | -12.6 |
| | EE | 03-09 | -58.8 | 11.5 | 03-02 | 62.8 | 9.9 | 21.4 | 15.6 | 14.9 | 18.3 | 8.5 | 4.0 | 1.1 | 14.3 | 19.0 | 19.2 | 14.3 |
| | IE | : | : | : | : | : | : | : | : | : | : | : | : | : | : | : | : | : |
| | EL | 10-12 | -61.3 | 1.1 | 07-07 | 46.6 | -59.8 | -51.1 | -55.4 | -50.0 | -56.0 | -48.5 | -42.8 | -55.6 | -61.3 | -59.5 | -53.2 | -56.2 |
| | ES | 12-08 | -37.4 | -1.9 | 01-90 | 20.8 | -25.5 | -21.6 | -21.7 | -20.2 | -12.1 | -16.8 | -20.5 | -23.0 | -22.1 | -19.2 | -19.8 | -23.6 |
| | FR | 04-09 | -33.7 | -10.2 | 10-99 | 12.6 | -15.9 | -17.5 | -12.5 | -18.1 | -13.8 | -15.8 | -15.9 | -23.4 | -20.8 | -21.3 | -19.8 | -23.0 |
| | IT | 07-99 | -81.2 | -17.2 | 09-00 | 31.5 | -27.2 | -27.2 | -30.9 | -35.4 | -25.1 | -31.0 | -36.5 | -32.6 | -31.5 | -33.9 | -29.2 | -33.7 |
| | CY | 09-12 | -56.6 | -13.4 | 03-07 | 34.8 | -47.1 | -43.3 | -35.7 | -41.5 | -43.6 | -45.2 | -46.5 | -56.6 | -54.3 | -55.4 | -55.4 | -50.0 |
| | LV | 02-09 | -53.7 | 5.2 | 02-07 | 30.2 | 8.9 | 12.4 | 5.3 | 0.9 | 6.1 | 2.7 | 1.1 | 2.2 | 5.3 | -0.7 | 0.5 | 7.3 |
| | LT | 11-09 | -86.1 | 4.5 | 12-06 | 55.7 | 3.0 | 24.9 | 19.1 | 24.6 | 27.5 | 1.1 | -3.0 | -21.1 | 4.2 | 6.3 | 14.3 | : |
| | HU | 02-09 | -48.8 | -7.4 | 11-97 | 19.7 | -8.9 | -4.1 | -9.5 | -15.5 | -13.5 | -8.2 | -18.4 | -20.2 | -18.3 | -4.3 | -14.1 | 1.2 |
| | NL | 07-09 | -25.2 | 5.7 | 08-99 | 29.0 | 0.1 | -4.0 | -1.2 | -1.7 | -8.4 | -18.0 | -17.5 | -7.2 | -6.2 | -21.5 | -17.1 | -9.9 |
| | AT | 03-03 | -39.1 | -20.6 | 10-10 | 6.3 | -15.9 | -13.6 | -10.4 | -20.4 | -21.3 | -16.4 | -24.4 | -25.3 | -27.3 | -21.0 | -19.7 | -22.5 |
| | PL | 02-02 | -24.3 | -3.1 | 06-08 | 18.4 | -6.6 | -2.4 | -6.5 | -5.7 | -5.9 | -6.2 | -9.7 | -11.9 | -13.3 | -6.8 | -10.3 | -10.0 |
| | PT | 10-12 | -45.0 | -6.4 | 11-98 | 26.6 | -41.4 | -43.9 | -38.2 | -37.7 | -37.6 | -37.6 | -37.8 | -42.0 | -45.0 | -43.2 | -38.1 | -42.2 |
| | RO | 01-10 | -25.7 | 15.0 | 03-97 | 80.5 | 14.3 | 17.6 | 15.4 | 5.7 | 15.7 | 18.9 | 13.7 | 7.7 | 3.3 | 5.9 | 3.2 | 4.6 |
| | SI | 03-09 | -47.0 | 12.1 | 08-06 | 32.5 | 7.4 | 16.3 | 1.2 | 5.0 | 1.4 | 5.1 | 0.4 | -4.0 | -9.8 | -8.1 | -8.3 | -14.9 |
| | SK | 03-96 | -18.8 | 33.7 | 01-02 | 79.8 | 28.5 | 43.3 | 38.4 | 41.5 | 17.3 | 40.6 | 19.1 | 6.9 | 29.1 | 18.5 | 12.5 | 17.3 |
| | FI | 03-09 | -36.4 | -6.2 | 09-07 | 21.3 | -11.4 | -9.9 | -3.1 | -4.6 | -10.7 | -12.0 | -13.3 | -24.3 | -7.6 | -22.1 | -11.2 | -16.6 |
| | SE | 01-09 | -49.8 | 11.1 | 04-10 | 60.1 | -9.9 | -3.1 | -6.5 | 5.7 | -6.6 | -9.1 | -7.0 | -1.0 | 1.5 | 2.0 | -1.9 | -1.9 |
| | UK | 01-09 | -65.7 | 6.1 | 12-01 | 44.4 | -10.0 | -11.9 | 2.5 | -7.4 | 6.6 | -9.0 | -12.8 | -16.4 | -10.3 | -3.3 | 3.8 | 2.0 |
| EMPLOYMENT EXPECTATIONS (Question 5) | EU | 03-09 | -18.4 | -2.7 | 04-07 | 8.1 | -8.9 | -4.0 | -5.1 | -6.6 | -5.4 | -9.1 | -7.6 | -8.6 | -8.1 | -5.6 | -9.3 | -6.1 |
| | EA | 04-09 | -15.4 | -3.6 | 03-91 | 7.9 | -6.9 | -4.3 | -6.1 | -7.1 | -4.3 | -8.3 | -7.5 | -8.6 | -7.7 | -9.0 | -10.1 | -7.8 |
| | BE | 04-09 | -17.2 | 3.2 | 01-07 | 16.4 | -3.1 | -5.3 | 0.9 | 0.9 | -2.0 | -2.2 | -2.7 | -3.1 | -4.1 | 0.5 | -3.2 | -3.3 |
| | BG | 04-98 | -44.6 | -7.3 | 10-06 | 14.7 | -14.9 | -11.8 | -12.7 | -9.1 | -10.6 | -8.5 | -10.7 | -8.1 | -5.2 | -6.6 | -6.0 | -6.4 |
| | CZ | 01-95 | -40.7 | 5.2 | 02-08 | 37.3 | -8.4 | 9.8 | 8.5 | 6.1 | 7.0 | 5.9 | -8.4 | 4.2 | 3.7 | 7.7 | 10.8 | 5.5 |
| | DK | : | : | : | : | : | : | : | : | : | : | : | : | : | : | : | : | : |
| | DE | 12-02 | -31.8 | -8.0 | 12-10 | 11.2 | 3.5 | 4.6 | 0.3 | -2.7 | 0.8 | 0.9 | -2.7 | -3.8 | -3.0 | -4.1 | -2.0 | -1.4 |
| | EE | 03-09 | -51.1 | -2.9 | 04-07 | 25.0 | 2.4 | 6.3 | 4.1 | 0.4 | 6.6 | 2.3 | 0.4 | -2.6 | -3.0 | 1.3 | 2.3 | -4.0 |
| | IE | : | : | : | : | : | : | : | : | : | : | : | : | : | : | : | : | : |
| | EL | 01-12 | -69.9 | 18.9 | 03-98 | 62.0 | -44.6 | -42.1 | -36.7 | -23.8 | -25.0 | -31.9 | -32.4 | -57.0 | -41.0 | -38.6 | -50.5 | -38.6 |
| | ES | 12-08 | -19.2 | -2.0 | 12-98 | 7.7 | -13.7 | -17.6 | -11.4 | -8.2 | -5.5 | -7.9 | -6.7 | -9.1 | -13.3 | -10.9 | -9.9 | -13.2 |
| | FR | 05-09 | -22.0 | -1.8 | 12-00 | 12.3 | -10.9 | -7.5 | -7.3 | -9.2 | -8.5 | -14.3 | -10.0 | -9.7 | -6.6 | -8.4 | -12.1 | -9.8 |
| | IT | 01-97 | -53.9 | -5.1 | 01-00 | 34.3 | -12.3 | -3.1 | -8.7 | -8.9 | -4.4 | -12.7 | -6.8 | -7.2 | -4.0 | -8.3 | -10.7 | -7.6 |
| | CY | 09-12 | -18.5 | -2.6 | 06-08 | 13.1 | -10.9 | -11.8 | -12.4 | -15.9 | -14.8 | -16.7 | -11.4 | -18.5 | | | | |

TABLE 5 (continued): Monthly survey of retail trade (s.a.)

| | | Since 1990 (*) | | | | | 2012 | | | | | | | | | | | | 2013 |
|---|-----------|----------------|-------|-------|-------|-------|-------|-------|-------|-------|-------|-------|-------|-------|-------|-------|-------|-------|------|
| | | Min. | | Ave. | Max. | | Feb | Mar | Apr | May | Jun | Jul | Aug | Sep | Oct | Nov | Dec | Jan | |
| | | Date | Value | | Date | Value | | | | | | | | | | | | | |
| SELLING-PRICE EXPECTATIONS (Question 6) | EU | 09-09 | -4.8 | 11.2 | 06-08 | 27.5 | 14.0 | 13.4 | 11.7 | 10.5 | 9.2 | 8.9 | 7.6 | 10.8 | 10.3 | 10.1 | 8.5 | 9.3 | |
| | EA | 09-09 | -11.9 | 7.0 | 11-07 | 23.5 | 11.3 | 12.3 | 10.0 | 6.4 | 3.7 | 4.8 | 5.2 | 8.9 | 6.1 | 5.3 | 6.7 | 3.3 | |
| | BE | 08-09 | -13.2 | 5.0 | 04-11 | 26.4 | 6.6 | 7.0 | -1.5 | 2.6 | 5.1 | 7.2 | 6.3 | 0.0 | -1.1 | 7.3 | 4.7 | 14.5 | |
| | BG | 11-09 | -9.2 | 14.9 | 07-08 | 45.8 | 7.4 | 5.7 | 2.9 | 9.6 | -1.8 | 7.6 | 8.3 | 4.4 | 3.2 | 9.3 | 5.9 | 4.9 | |
| | CZ | 12-08 | -11.3 | 2.4 | 01-04 | 22.5 | 0.9 | -0.5 | -3.4 | 4.5 | -0.5 | 3.9 | 4.7 | 11.8 | 1.4 | 4.2 | 5.5 | 4.8 | |
| | DK | : | : | : | : | : | : | : | : | : | : | : | : | : | : | : | : | : | |
| | DE | 09-09 | -21.1 | 11.7 | 12-06 | 42.2 | 26.8 | 26.0 | 19.0 | 18.0 | 10.2 | 8.0 | 11.4 | 17.1 | 10.2 | 13.4 | 19.5 | 17.2 | |
| | EE | 03-09 | -35.9 | 27.3 | 04-11 | 54.9 | 38.4 | 44.7 | 38.1 | 33.5 | 33.0 | 18.7 | 31.4 | 37.1 | 33.1 | 39.6 | 40.8 | 40.5 | |
| | IE | : | : | : | : | : | : | : | : | : | : | : | : | : | : | : | : | : | |
| | EL | 06-12 | -35.2 | 0.5 | 05-08 | 33.6 | -31.3 | -31.5 | -20.6 | -29.4 | -35.2 | -25.5 | -21.2 | -21.9 | -24.2 | -20.2 | -17.6 | -29.7 | |
| | ES | 02-09 | -18.6 | 7.3 | 01-05 | 28.7 | -10.5 | -10.7 | -5.6 | -13.4 | -10.5 | 5.3 | 4.1 | 12.1 | 6.5 | 1.0 | -6.6 | -9.7 | |
| | FR | 03-09 | -29.4 | -2.0 | 09-95 | 15.5 | 4.3 | 6.4 | 0.9 | -0.5 | -1.0 | -2.9 | -4.0 | -1.6 | -5.5 | -4.3 | -2.2 | -9.0 | |
| | IT | 08-05 | -13.9 | 11.8 | 06-08 | 33.1 | 16.2 | 20.2 | 20.1 | 14.1 | 15.0 | 10.4 | 5.1 | 5.9 | 9.8 | 5.9 | 3.9 | 1.2 | |
| | CY | 06-12 | -11.7 | 7.7 | 07-08 | 34.3 | -4.1 | 9.0 | -3.5 | -9.5 | -11.7 | -8.9 | 3.3 | 1.7 | -2.5 | -8.1 | 2.1 | 10.9 | |
| | LV | 01-10 | -22.5 | 26.0 | 05-04 | 55.7 | 18.7 | 27.1 | 26.4 | 13.0 | 8.2 | 6.8 | 13.3 | 14.9 | 17.7 | 13.0 | 11.6 | 3.7 | |
| | LT | 07-09 | -46.5 | 8.9 | 04-11 | 61.7 | 12.2 | 15.5 | 18.1 | 14.0 | 13.0 | 29.9 | 7.4 | 29.7 | 12.5 | 23.9 | 18.3 | : | |
| | HU | 03-10 | 3.6 | 46.5 | 05-96 | 81.3 | 31.9 | 23.2 | 24.0 | 21.8 | 18.2 | 14.7 | 26.7 | 26.4 | 25.9 | 22.0 | 28.9 | 20.2 | |
| | NL | 11-10 | -18.7 | 8.4 | 10-12 | 26.2 | 3.5 | -3.1 | 3.5 | -4.6 | -6.2 | 2.5 | 3.1 | 11.7 | 26.2 | 3.8 | 4.3 | 4.8 | |
| | AT | 09-09 | -1.0 | 12.1 | 02-08 | 34.1 | 10.9 | 14.4 | 18.6 | 19.4 | 12.2 | 11.7 | 20.8 | 17.7 | 14.1 | 13.1 | 22.7 | 15.5 | |
| | PL | 07-02 | -7.0 | 17.6 | 03-09 | 39.4 | 22.8 | 24.2 | 25.5 | 23.5 | 23.1 | 20.4 | 20.9 | 20.4 | 18.3 | 16.5 | 11.4 | 5.8 | |
| | PT | 07-03 | -19.6 | 8.1 | 07-05 | 27.2 | 1.8 | 0.7 | 0.5 | -4.8 | -6.1 | 0.7 | 0.1 | 1.2 | 1.7 | -3.4 | -6.4 | -10.1 | |
| RO | 09-09 | 8.6 | 32.8 | 10-04 | 56.0 | 18.4 | 17.0 | 19.4 | 23.5 | 20.0 | 15.1 | 28.9 | 29.6 | 28.1 | 27.9 | 26.5 | 25.9 | | |
| SI | 03-09 | -32.6 | 12.6 | 02-08 | 40.2 | 14.9 | 26.7 | 13.5 | 15.7 | 10.8 | 13.5 | 3.3 | 20.1 | 28.0 | 0.4 | 26.4 | 17.7 | | |
| SK | 07-09 | -36.9 | 19.4 | 11-02 | 73.9 | 17.0 | 22.3 | 13.1 | 12.1 | 10.9 | 11.5 | 15.3 | 19.0 | 10.3 | 16.3 | 22.0 | 8.1 | | |
| FI | 09-09 | -43.3 | 9.9 | 07-11 | 59.6 | 36.4 | 41.9 | 49.0 | 22.7 | 3.8 | 16.5 | 32.9 | 46.3 | 20.5 | 29.1 | 29.8 | 24.9 | | |
| SE | 07-05 | -10.3 | 12.4 | 07-08 | 36.8 | -7.0 | -4.8 | 2.3 | -1.3 | 3.2 | -8.3 | 0.4 | 0.0 | 4.4 | -0.2 | -3.2 | 0.4 | | |
| UK | 07-05 | -2.4 | 24.2 | 01-11 | 66.9 | 27.0 | 19.5 | 18.1 | 27.1 | 30.0 | 25.1 | 14.5 | 16.4 | 24.7 | 27.2 | 15.0 | 32.1 | | |

(a) The indicator is the arithmetic average of the balances (%) for the present and the future business situation, and for stocks – with inverted sign.

(b) United Kingdom: refers to the volume of sales for the time of the year.

(*) Minimum, maximum and averages are calculated over the period of availability which is not necessarily as from 01/1990.

TABLE 6: Monthly survey of construction industry (s.a.) ^(a)

| | | Since 1990 (*) | | | | | 2012 | | | | | | | | | | | | 2013 |
|--|-------|----------------|-------|-------|-------|-------|-------|-------|-------|-------|-------|-------|-------|-------|-------|-------|-------|-------|------|
| | | Min. | | Ave. | Max. | | Feb | Mar | Apr | May | Jun | Jul | Aug | Sep | Oct | Nov | Dec | Jan | |
| | | Date | Value | | Date | Value | | | | | | | | | | | | | |
| CONSTRUCTION CONFIDENCE INDICATOR ^(a) | EU | 06-93 | -45.4 | -19.1 | 12-06 | 3.8 | -27.8 | -28.2 | -29.5 | -31.5 | -30.1 | -30.8 | -33.5 | -32.0 | -34.6 | -34.7 | -33.9 | -30.0 | |
| | EA | 09-93 | -46.1 | -17.8 | 02-90 | 6.1 | -23.3 | -25.1 | -26.1 | -28.7 | -26.7 | -27.3 | -31.5 | -30.3 | -31.6 | -34.1 | -33.3 | -28.7 | |
| | BE | 11-95 | -35.1 | -9.2 | 02-90 | 9.7 | -8.9 | -12.2 | -12.3 | -12.5 | -14.0 | -14.8 | -16.0 | -15.1 | -16.5 | -19.3 | -18.4 | -18.3 | |
| | BG | 10-09 | -56.0 | -24.5 | 11-07 | 23.9 | -48.5 | -47.0 | -42.5 | -40.6 | -39.6 | -37.7 | -41.4 | -40.1 | -39.2 | -39.3 | -44.9 | -39.3 | |
| | CZ | 02-99 | -54.9 | -18.7 | 01-05 | 5.3 | -44.8 | -44.6 | -43.7 | -45.1 | -46.5 | -43.1 | -43.2 | -44.3 | -41.3 | -47.3 | -45.5 | -45.5 | |
| | DK | 10-09 | -50.0 | -9.8 | 11-06 | 24.2 | -21.2 | -13.5 | -15.5 | -20.8 | -21.9 | -23.3 | -19.8 | -17.7 | -12.9 | -13.2 | -17.5 | -19.1 | |
| | DE | 12-02 | -55.4 | -29.8 | 02-90 | 2.2 | -7.4 | -8.9 | -10.3 | -9.9 | -9.5 | -10.9 | -9.9 | -9.2 | -11.4 | -9.6 | -10.4 | -6.2 | |
| | EE | 04-09 | -76.0 | -0.1 | 05-06 | 48.8 | -1.1 | 8.3 | 9.5 | 8.6 | 4.1 | 3.4 | -2.8 | -1.5 | 8.3 | 3.8 | 3.9 | 1.0 | |
| | IE | : | : | : | : | : | : | : | : | : | : | : | : | : | : | : | : | : | |
| | EL | 08-11 | -77.4 | -19.5 | 04-00 | 32.5 | -56.2 | -60.5 | -58.7 | -61.3 | -61.8 | -56.3 | -52.6 | -58.2 | -53.3 | -56.7 | -63.1 | -58.6 | |
| | ES | 11-12 | -67.0 | -9.2 | 12-98 | 39.5 | -45.3 | -47.6 | -50.9 | -56.6 | -49.0 | -45.4 | -64.5 | -56.7 | -56.6 | -67.0 | -60.7 | -41.6 | |
| | FR | 01-93 | -62.3 | -12.9 | 10-00 | 44.9 | -13.5 | -14.9 | -14.9 | -16.9 | -18.6 | -21.8 | -22.2 | -22.9 | -24.0 | -24.8 | -25.9 | -27.9 | |
| | IT | 09-93 | -75.4 | -22.5 | 04-90 | 13.4 | -27.3 | -30.3 | -29.4 | -30.9 | -27.7 | -29.4 | -31.7 | -28.0 | -32.9 | -32.9 | -33.5 | -32.4 | |
| | CY | 09-12 | -68.1 | -18.1 | 12-03 | 36.5 | -60.0 | -56.6 | -58.2 | -55.9 | -59.0 | -61.1 | -60.9 | -68.1 | -61.6 | -60.2 | -56.5 | -62.2 | |
| | LV | 07-09 | -79.4 | -26.1 | 01-07 | 19.2 | -19.0 | -11.2 | -4.8 | -7.9 | -9.6 | -13.4 | -11.6 | -12.4 | -20.8 | -20.4 | -18.9 | -18.4 | |
| | LT | 05-09 | -92.9 | -35.6 | 01-07 | 13.4 | -36.9 | -36.9 | -32.5 | -34.9 | -34.0 | -36.4 | -31.2 | -31.2 | -35.7 | -31.0 | -30.6 | -24.4 | |
| | LU | 03-94 | -70.9 | -23.5 | 03-90 | 26.4 | -4.3 | -5.2 | -8.3 | -11.9 | -11.9 | -17.8 | -23.2 | -28.9 | -26.9 | -17.9 | -20.5 | -24.3 | |
| | HU | 04-09 | -56.0 | -19.1 | 08-98 | 11.5 | -49.2 | -42.5 | -43.0 | -44.6 | -45.2 | -43.1 | -45.4 | -48.4 | -49.0 | -41.6 | -45.9 | -43.0 | |
| | NL | 12-12 | -47.7 | -5.1 | 12-00 | 27.1 | -29.5 | -32.5 | -32.9 | -39.4 | -40.7 | -42.3 | -34.1 | -45.0 | -43.1 | -46.2 | -47.7 | -46.1 | |
| | AT | 04-96 | -56.4 | -18.9 | 07-07 | 5.8 | -4.3 | -2.7 | -5.3 | -0.6 | 1.0 | 1.0 | -9.9 | -10.1 | -11.3 | -7.1 | -6.3 | -14.5 | |
| | PL | 02-02 | -67.9 | -34.6 | 02-08 | -0.7 | -31.1 | -30.3 | -32.8 | -33.4 | -35.4 | -36.7 | -37.3 | -40.2 | -40.1 | -41.1 | -40.3 | -40.4 | |
| | PT | 05-12 | -75.1 | -30.7 | 12-97 | 1.9 | -68.6 | -67.9 | -66.1 | -75.1 | -74.5 | -74.1 | -73.2 | -73.6 | -71.2 | -72.1 | -66.8 | -67.7 | |
| | RO | 09-99 | -60.4 | -13.4 | 06-96 | 34.6 | -24.1 | -24.2 | -20.9 | -20.1 | -18.8 | -21.1 | -23.2 | -25.2 | -27.6 | -26.8 | -29.1 | -29.1 | |
| | SI | 03-10 | -63.9 | -12.4 | 03-07 | 27.8 | -36.3 | -35.9 | -40.1 | -42.1 | -41.3 | -40.0 | -35.9 | -42.1 | -44.2 | -42.3 | -36.6 | -29.9 | |
| | SK | 07-99 | -86.1 | -27.4 | 03-97 | 17.5 | -48.7 | -47.7 | -36.7 | -35.9 | -37.8 | -37.8 | -42.0 | -45.0 | -54.4 | -56.4 | -57.2 | -54.5 | |
| | FI | 06-91 | -99.0 | -18.5 | 06-98 | 36.5 | -3.2 | -1.3 | -7.7 | -19.3 | -14.5 | -15.7 | -17.0 | -24.1 | -22.7 | -21.0 | -27.0 | -28.3 | |
| | SE | 12-93 | -82.9 | -24.7 | 08-07 | 47.6 | -5.5 | -2.5 | -2.9 | -18.3 | -23.7 | -24.0 | -23.7 | -29.5 | -35.0 | -37.3 | -36.5 | -29.4 | |
| UK | 06-91 | -79.3 | -22.9 | 10-07 | 5.5 | -44.3 | -41.1 | -44.4 | -42.6 | -41.0 | -42.2 | -40.8 | -36.0 | -45.1 | -35.6 | -35.1 | -32.1 | | |
| ORDER BOOKS (Question 3) | EU | 06-93 | -58.3 | -28.3 | 03-90 | 0.4 | -37.5 | -35.7 | -36.9 | -40.3 | -39.6 | -40.3 | -42.1 | -43.8 | -45.5 | -45.0 | -43.3 | -40.4 | |
| | EA | 08-93 | -57.3 | -25.3 | 07-06 | 1.5 | -30.6 | -29.4 | -30.0 | -33.7 | -33.1 | -33.9 | -37.3 | -39.5 | -39.9 | -41.9 | -39.8 | -36.4 | |
| | BE | 01-96 | -47.2 | -17.9 | 03-07 | 3.5 | -14.3 | -16.5 | -17.1 | -18.1 | -20.1 | -22.1 | -23.8 | -23.0 | -23.6 | -26.9 | -27.3 | -26.9 | |
| | BG | 03-12 | -82.2 | -42.7 | 10-07 | 0.8 | -80.1 | -82.2 | -77.4 | -73.7 | -73.1 | -68.8 | -71.6 | -67.4 | -68.3 | -68.3 | -70.3 | -66.9 | |
| | CZ | 05-99 | -64.9 | -23.9 | 12-02 | 10.9 | -58.0 | -58.1 | -54.9 | -59.1 | -64.5 | -63.9 | -62.5 | -61.6 | -51.4 | -61.9 | -62.4 | -63.0 | |
| | DK | 01-10 | -66.0 | -13.7 | 07-06 | 33.4 | -23.2 | -21.6 | -22.1 | -30.3 | -27.6 | -30.5 | -27.0 | -24.5 | -21.5 | -19.5 | -23.9 | -25.4 | |
| | DE | 07-02 | -66.5 | -40.4 | 02-91 | -10.2 | -15.3 | -16.9 | -18.7 | -18.4 | -18.8 | -18.0 | -15.9 | -17.8 | -20.8 | -19.0 | -18.6 | -13.2 | |
| | EE | 07-09 | -82.8 | -7.9 | 04-06 | 59.1 | -6.3 | -4.9 | 1.9 | 0.6 | -1.7 | 3.9 | -5.5 | 2.1 | 6.8 | 0.7 | -1.6 | -4.3 | |
| | IE | : | : | : | : | : | : | : | : | : | : | : | : | : | : | : | : | : | |
| | EL | 11-11 | -98.6 | -41.8 | 04-00 | 16.0 | -61.8 | -78.0 | -76.8 | -75.7 | -82.2 | -73.2 | -71.1 | -74.8 | -80.6 | -75.0 | -80.9 | -88.7 | |
| | ES | 08-93 | -64.9 | -5.8 | 11-05 | 54.2 | -39.7 | -29.8 | -34.1 | -49.7 | -41.6 | -46.7 | -62.4 | -63.0 | -57.2 | -64.4 | -54.4 | -38.5 | |
| | FR | 07-93 | -71.3 | -20.3 | 10-00 | 50.9 | -24.7 | -23.7 | -23.4 | -24.5 | -28.5 | -28.3 | -28.5 | -29.0 | -33.2 | -34.1 | -34.8 | -36.9 | |
| | IT | 01-94 | -94.5 | -36.8 | 04-90 | 6.5 | -44.4 | -48.8 | -44.5 | -43.2 | -42.5 | -43.6 | -44.1 | -48.5 | -48.9 | -49.3 | -49.9 | -50.8 | |
| | CY | 09-12 | -90.2 | -30.4 | 12-03 | 43.0 | -78.7 | -81.4 | -83.9 | -78.5 | -80.8 | -84.2 | -85.6 | -90.2 | -82.8 | -87.9 | -82.6 | -86.0 | |
| | LV | 09-09 | -92.3 | -46.2 | 01-07 | 8.5 | -38.8 | -34.4 | -24.3 | -26.9 | -27.5 | -30.6 | -26.3 | -25.2 | -28.8 | -27.5 | -30.1 | -35.8 | |
| | LT | 10-09 | -99.7 | -56.8 | 03-07 | 1.2 | -54.4 | -57.0 | -59.0 | -58.6 | -60.6 | -60.6 | -55.2 | -50.4 | -47.0 | -46.7 | -47.9 | -46.2 | |
| | LU | 08-93 | -70.1 | -26.1 | 05-00 | 15.5 | -12.8 | -16.6 | -13.8 | -23.2 | -26.7 | -25.4 | -31.6 | -38.3 | -33.4 | -25.9 | -29.0 | -30.6 | |
| | HU | 05-09 | -69.2 | -30.6 | 09-98 | 2.8 | -63.3 | -62.7 | -63.1 | -64.7 | -63.6 | -57.6 | -60.7 | -67.6 | -65.2 | -65.8 | -68.7 | -63.8 | |
| | NL | 01-13 | -53.2 | -10.4 | 02-08 | 21.1 | -36.9 | -39.4 | -39.6 | -44.3 | -47.3 | -45.7 | -42.2 | -52.6 | -48.0 | -51.3 | -52.6 | -53.2 | |
| | AT | 04-96 | -59.1 | -27.1 | 05-12 | 1.4 | -9.2 | -3.1 | -10.3 | 1.4 | -6.6 | -3.8 | -9.3 | -12.3 | -15.0 | -13.5 | -8.7 | -18.3 | |
| | PL | 10-02 | -86.4 | -57.5 | 02-08 | -24.7 | -48.6 | -48.9 | -50.5 | -50.0 | -51.9 | -54.1 | -53.6 | -56.4 | -56.2 | -58.2 | -58.4 | -57.5 | |
| | PT | 06-12 | -87.9 | -47.1 | 05-08 | -4.6 | -79.8 | -80.7 | -81.1 | -86.7 | -87.9 | -86.3 | -86.0 | -86.4 | -85.1 | -85.2 | -83.1 | -82.7 | |
| | RO | 09-99 | -89.1 | -20.1 | 03-98 | 63.2 | -39.5 | -40.6 | -35.9 | -34.4 | -31.8 | -34.1 | -35.3 | -37.8 | -39.6 | -38.1 | -42.1 | -41.5 | |
| | SI | 07-10 | -79.1 | -15.7 | 08-04 | 31.7 | -45.6 | -45.7 | -51.9 | -51.4 | -49.0 | -52.1 | -49.3 | -52.9 | -57.2 | -56.5 | -49.3 | -42.2 | |
| | SK | 03-94 | -92.8 | -43.0 | 03-97 | -4.5 | -62.4 | -62.0 | -48.1 | -47.0 | -50.5 | -50.2 | -60.9 | -62.6 | -76.1 | -77.6 | -76.0 | -71.5 | |
| | FI | 06-94 | -99.0 | -29.3 | 11-07 | 27.8 | -5.2 | -1.1 | -5.0 | -18.3 | -15.4 | -13.3 | -16.1 | -21.4 | -33.1 | -30.4 | -36.5 | -29.0 | |
| | SE | 05-97 | -97.4 | -36.6 | 05-07 | 43.3 | -23.0 | -5.2 | -14.9 | -30.4 | -29.6 | -33.8 | -30.3 | -42.4 | -44.5 | -48.0 | -45.3 | -44.2 | |
| UK | 06-91 | -86.6 | -37.1 | 10-07 | -1.1 | -60.5 | -57.5 | -60.3 | -61.3 | -59.1 | -58.6 | -56.1 | -54.9 | -63.5 | -52.6 | -51.4 | -49.9 | | |
| EMPLOYMENT EXPECTATIONS (Question 4) | EU | 10-92 | -35.0 | -10.0 | 03-07 | 11.7 | -18.1 | -20.7 | -22.2 | -22.8 | -20.6 | -21.3 | -25.0 | -20.2 | -23.8 | -24.4 | -24.6 | -19.5 | |
| | EA | 06-93 | -36.3 | -10.3 | 02-90 | 13.4 | -16.0 | -20.9 | -22.2 | -23.7 | -20.3 | -20.6 | -25.8 | -21.2 | -23.4 | -26.4 | -26.8 | -21.1 | |
| | BE | 11-95 | -25.1 | -0.5 | 02-90 | 20.8 | -3.4 | -7.9 | -7.5 | -6.9 | -8.0 | -7.6 | -8.3 | -7.2 | -9.5 | -11.6 | -9.6 | -9.8 | |
| | BG | 10-09 | -49.3 | -6.2 | 12-07 | 49.7 | -16.8 | -11.8 | -7.6 | -7.4 | -6.1 | -6.7 | -11.2 | -12.8 | -10.0 | -10.3 | -19.6 | -11.7 | |
| | CZ | 03-99 | -53.1 | -13.4 | 01-96 | 19.7 | -31.6 | -31.1 | -32.4 | -31.1 | -28.4 | -22.3 | -23.9 | -27.0 | -31.1 | -32.7 | -28.6 | -28.0 | |
| | DK | 03-09 | -38.0 | -6.0 | 03-98 | 42.0 | -19.2 | -5.5 | -8.9 | -11.3 | -16.2 | -16.2 | -12.5 | -10.9 | -4.3 | -6.8 | -11.0 | -12.8 | |
| | DE | 12-96 | -50.0 | -19.3 | 02-90 | 18.9 | 0.6 | -0.9 | -1.8 | -1.3 | -0.2 | -3.8 | -3.9 | -0.5 | -2.0 | -0.1 | -2.2 | 0.9 | |
| | EE | 03-09 | -75.9 | 7.8 | 01-97 | 68.6 | 4.1 | 21.5 | 17.1 | 16.5 | 9.8 | 2.8 | -0.1 | -5.1 | 9.7 | 6.9 | 9.4 | 6.2 | |
| | IE | : | : | : | : | : | : | : | : | : | : | : | : | : | : | : | : | : | |
| | EL | 04-11 | -69.9 | 2.8 | 03-99 | 59.5 | -50.7 | -42.9 | -40.7 | -47.0 | -41.4 | -39.4 | -34.0 | -41.7 | -26.0 | -38.4 | -45.4 | -28.6 | |
| | ES | 12-11 | -76.2 | -12.5 | 12-98 | 54.6 | | | | | | | | | | | | | |

TABLE 6 (continued): Monthly survey of construction industry (s.a.)

| | | Since 1990 (*) | | | | | | 2012 | | | | | | | | | | | | 2013 |
|--|-------|----------------|-------|-------|-------|-------|-------|-------|-------|-------|-------|-------|-------|-------|-------|-------|-------|-------|---|------|
| | | Min. | | Ave. | Max. | | Feb | Mar | Apr | May | Jun | Jul | Aug | Sep | Oct | Nov | Dec | Jan | | |
| | | Date | Value | | Date | Value | | | | | | | | | | | | | | |
| TREND OF ACTIVITY COMPARED WITH PRECEDING MONTHS (Question 1) | EU | 05-09 | -33.0 | -6.8 | 02-07 | 16.7 | -14.8 | -13.1 | -13.1 | -19.7 | -18.2 | -17.9 | -20.6 | -18.1 | -21.2 | -15.3 | -17.0 | -19.2 | | |
| | EA | 06-09 | -34.3 | -7.4 | 09-06 | 17.2 | -15.9 | -13.8 | -13.2 | -22.1 | -19.0 | -19.3 | -21.8 | -20.5 | -25.2 | -17.4 | -22.0 | -20.7 | | |
| | BE | 03-96 | -25.3 | -3.1 | 02-90 | 12.9 | 0.1 | -8.8 | -6.6 | -5.6 | -1.7 | -7.7 | -10.6 | -7.9 | -9.8 | -10.9 | -9.7 | -9.4 | | |
| | BG | 10-00 | -51.3 | -10.1 | 12-05 | 28.2 | -27.9 | -26.6 | -21.4 | -18.2 | -18.4 | -9.0 | -13.6 | -8.3 | -7.4 | -7.1 | -12.4 | -9.3 | | |
| | CZ | 09-98 | -2.2 | 28.0 | 01-05 | 78.4 | 9.8 | 12.5 | 14.5 | 15.8 | 12.6 | 17.4 | 17.9 | 13.5 | 14.8 | 2.2 | 6.7 | 4.5 | | |
| | DK | 03-10 | -46.0 | -5.3 | 02-07 | 21.0 | 4.6 | -3.1 | -2.2 | -8.4 | -6.9 | -8.7 | -6.9 | -9.0 | -9.8 | -5.1 | -2.7 | -4.7 | | |
| | DE | 03-05 | -45.3 | -15.6 | 03-91 | 39.5 | -14.1 | -14.0 | -2.5 | -6.6 | -6.6 | -6.8 | -9.4 | -5.6 | -11.8 | -6.7 | -6.3 | -5.0 | | |
| | EE | 06-09 | -50.5 | 13.3 | 06-02 | 87.1 | 17.9 | 26.1 | 17.0 | 31.3 | 31.3 | 18.1 | 13.9 | 16.4 | 18.0 | 8.2 | 17.3 | 7.7 | | |
| | IE | : | : | : | : | : | : | : | : | : | : | : | : | : | : | : | : | : | : | |
| | EL | 08-11 | -73.7 | -1.8 | 06-98 | 60.6 | -38.6 | -51.8 | -51.1 | -41.7 | -48.5 | -39.5 | -39.6 | -38.8 | -24.0 | -49.8 | -53.4 | -10.0 | | |
| | ES | 07-97 | -50.7 | 1.0 | 06-99 | 47.8 | -22.6 | -7.9 | -7.8 | -36.9 | -25.9 | -23.1 | -32.2 | -31.6 | -41.5 | -9.3 | -27.3 | -23.3 | | |
| | FR | 01-93 | -65.8 | -4.4 | 04-00 | 51.3 | 3.4 | 2.6 | -9.1 | -12.6 | -13.0 | -19.0 | -16.8 | -19.1 | -18.4 | -18.2 | -18.7 | -18.3 | | |
| | IT | 02-93 | -56.7 | -14.5 | 06-04 | 19.4 | -32.9 | -43.7 | -39.0 | -42.9 | -36.7 | -33.3 | -36.5 | -33.9 | -41.0 | -39.2 | -42.2 | -42.9 | | |
| | CY | 10-09 | -68.8 | -21.8 | 09-02 | 63.6 | -54.9 | -56.0 | -56.1 | -58.2 | -56.1 | -57.2 | -56.3 | -56.7 | -56.4 | -58.5 | -55.5 | -61.9 | | |
| | LV | 07-09 | -74.3 | -4.9 | 06-02 | 41.9 | -12.3 | -8.1 | 4.3 | 9.5 | 7.6 | 17.9 | 11.3 | 8.6 | 4.0 | 1.8 | 0.0 | -3.7 | | |
| | LT | 06-09 | -85.7 | -3.5 | 06-02 | 81.1 | -6.9 | -13.0 | -13.0 | -1.5 | 2.5 | -4.4 | -4.9 | 2.1 | 4.2 | 9.2 | -8.0 | -7.6 | | |
| | LU | 08-99 | -78.6 | -23.2 | 09-99 | 49.4 | -4.5 | -1.2 | -3.9 | -22.2 | -22.0 | -25.6 | -22.9 | -31.6 | -17.7 | -26.9 | -19.1 | -20.0 | | |
| | HU | 05-09 | -54.5 | -17.3 | 03-99 | 14.0 | -41.5 | -43.4 | -39.7 | -44.2 | -45.5 | -39.5 | -42.1 | -42.7 | -38.0 | -38.0 | -45.1 | -41.1 | | |
| | NL | 03-10 | -47.4 | -4.7 | 03-97 | 36.5 | -13.0 | -17.2 | -19.2 | -30.0 | -28.2 | -25.2 | -19.7 | -28.7 | -27.1 | -26.9 | -31.0 | -22.1 | | |
| | AT | 04-96 | -83.7 | -0.6 | 01-04 | 30.2 | 10.1 | 27.9 | 17.8 | 9.2 | 19.8 | 15.5 | 12.0 | 9.2 | 9.3 | 6.4 | 13.5 | 8.7 | | |
| | PL | 03-04 | -26.9 | 5.1 | 01-05 | 45.3 | -4.4 | -3.7 | -6.7 | -8.6 | -13.3 | -14.8 | -16.0 | -19.9 | -21.0 | -20.1 | -20.4 | -21.7 | | |
| | PT | 05-12 | -68.4 | -14.3 | 05-97 | 26.1 | -58.9 | -63.1 | -59.3 | -68.4 | -62.1 | -60.5 | -60.3 | -64.3 | -56.6 | -61.6 | -55.5 | -56.2 | | |
| | RO | 06-99 | -99.0 | 7.8 | 04-02 | 98.8 | -11.8 | -14.8 | -16.1 | 0.3 | 0.0 | -3.7 | -7.1 | -16.5 | -19.5 | -17.8 | -18.5 | -18.1 | | |
| | SI | 10-09 | -65.6 | -1.4 | 03-07 | 48.1 | -28.9 | -25.2 | -30.4 | -25.8 | -29.9 | -42.5 | -35.7 | -36.1 | -39.5 | -38.3 | -34.1 | -29.2 | | |
| | SK | 06-99 | -43.4 | 6.6 | 12-04 | 56.6 | -11.0 | 6.0 | 8.7 | 13.7 | 2.7 | 2.1 | -4.8 | 9.8 | -10.2 | -6.2 | -8.3 | -5.4 | | |
| | FI | 09-91 | -99.7 | -4.5 | 06-98 | 47.1 | -7.3 | -1.5 | -12.8 | 3.9 | -27.9 | -27.4 | -23.0 | -2.2 | -23.7 | -7.1 | 0.4 | -2.0 | | |
| | SE | 12-91 | -66.7 | -4.1 | 12-10 | 61.8 | 14.7 | 4.4 | 6.4 | -11.9 | -20.1 | -21.4 | -32.6 | -29.0 | -28.0 | -41.8 | -46.7 | -32.2 | | |
| UK | 06-91 | -68.2 | -7.6 | 01-04 | 16.2 | -18.7 | -16.0 | -17.7 | -17.3 | -19.1 | -16.9 | -20.3 | -10.8 | -9.9 | -5.7 | 3.1 | -13.5 | | | |
| PRICE EXPECTATIONS (Question 5) | EU | 05-09 | -34.3 | 3.8 | 05-90 | 27.6 | -7.5 | -4.0 | -6.8 | -12.7 | -9.3 | -13.5 | -13.8 | -13.4 | -14.6 | -13.9 | -13.0 | -15.5 | | |
| | EA | 05-09 | -32.8 | 1.1 | 05-90 | 40.8 | -9.4 | -5.2 | -7.5 | -14.0 | -11.7 | -15.0 | -16.4 | -15.9 | -17.0 | -15.1 | -17.0 | -19.1 | | |
| | BE | 01-96 | -20.0 | 0.4 | 01-90 | 32.5 | 2.4 | 1.3 | -0.4 | -4.8 | -4.7 | -5.1 | -5.4 | -6.8 | -7.3 | -9.5 | -7.5 | -9.1 | | |
| | BG | 10-09 | -18.1 | 29.4 | 01-95 | 91.3 | -3.8 | 0.5 | 2.3 | -4.7 | -0.8 | -3.0 | -3.7 | -0.3 | -1.6 | -3.6 | 2.0 | 0.4 | | |
| | CZ | 03-11 | -27.7 | 27.4 | 02-95 | 81.6 | -15.7 | -9.6 | -7.7 | -5.1 | -17.6 | -10.3 | -9.2 | -12.9 | -10.4 | -19.9 | -11.9 | -13.2 | | |
| | DK | 02-09 | -53.1 | -16.2 | 02-06 | 8.3 | -16.3 | -10.0 | -9.9 | -15.5 | -17.8 | -19.5 | -15.1 | -18.6 | -14.5 | -15.5 | -15.1 | -18.4 | | |
| | DE | 02-96 | -44.2 | -12.2 | 02-90 | 44.7 | -4.9 | -0.6 | -8.1 | -8.8 | -9.6 | -13.9 | -13.8 | -12.2 | -10.3 | -10.7 | -8.6 | -8.8 | | |
| | EE | 02-09 | -59.8 | 27.3 | 04-94 | 88.3 | 43.2 | 42.5 | 38.0 | 28.3 | 28.7 | 15.1 | 10.7 | 12.3 | 15.8 | 25.3 | 14.7 | 16.3 | | |
| | IE | : | : | : | : | : | : | : | : | : | : | : | : | : | : | : | : | : | : | |
| | EL | 12-11 | -47.8 | -1.1 | 06-95 | 35.3 | -24.3 | -28.1 | -21.0 | -26.9 | -26.5 | -27.3 | -22.5 | -17.6 | -29.0 | -9.9 | -31.5 | -4.2 | | |
| | ES | 05-09 | -35.2 | 10.6 | 08-99 | 75.5 | -14.6 | -3.3 | -0.7 | -20.8 | -8.2 | -9.8 | -11.6 | -11.9 | -16.9 | -12.6 | -15.1 | -24.0 | | |
| | FR | 06-09 | -55.7 | -16.3 | 04-07 | 12.7 | -22.2 | -19.5 | -22.5 | -25.7 | -24.5 | -30.5 | -33.7 | -35.5 | -32.5 | -29.9 | -30.4 | -33.3 | | |
| | IT | 05-09 | -20.7 | 8.9 | 05-90 | 60.6 | -2.6 | -4.8 | -8.2 | -5.7 | -7.5 | -10.8 | -10.7 | -7.1 | -10.6 | -7.7 | -15.7 | -13.3 | | |
| | CY | 01-10 | -51.4 | 0.0 | 06-04 | 75.5 | -37.7 | -36.7 | -35.0 | -36.8 | -38.9 | -33.8 | -36.7 | -38.4 | -35.0 | -45.3 | -43.0 | -35.6 | | |
| | LV | 05-09 | -55.8 | 24.4 | 02-07 | 75.0 | 29.2 | 32.4 | 32.2 | 24.1 | 17.3 | 16.1 | 20.2 | 20.4 | 16.6 | 15.7 | 19.0 | 16.6 | | |
| | LT | 03-09 | -70.5 | 26.9 | 01-95 | 89.1 | 21.5 | 21.2 | 27.3 | 22.2 | 16.7 | 13.1 | 10.9 | 4.3 | 6.5 | 13.6 | 12.0 | 20.0 | | |
| | LU | 05-93 | -68.3 | -29.0 | 11-00 | 24.8 | -8.9 | -13.7 | -13.3 | -14.4 | -15.7 | -29.5 | -37.6 | -36.1 | -25.5 | -31.7 | -31.3 | -32.7 | | |
| | HU | 03-10 | -22.6 | 1.0 | 03-01 | 33.2 | -15.1 | -15.7 | -20.5 | -14.8 | -17.9 | -14.4 | -14.4 | -21.7 | -21.0 | -17.9 | -19.1 | -19.2 | | |
| | NL | 07-09 | -22.5 | 21.8 | 04-01 | 68.9 | 1.0 | 2.4 | 1.5 | -7.0 | -8.3 | -10.1 | -13.2 | -9.5 | -10.5 | -9.5 | -10.0 | -11.2 | | |
| | AT | 02-96 | -59.6 | -6.6 | 11-03 | 32.9 | 7.9 | 8.7 | 7.7 | 9.1 | 2.6 | 1.4 | 3.0 | -2.0 | 1.7 | -0.7 | 4.2 | -6.5 | | |
| | PL | 03-02 | -27.5 | 11.1 | 06-07 | 47.0 | -5.8 | -4.2 | -6.9 | -10.0 | -12.4 | -13.4 | -13.6 | -15.1 | -16.7 | -17.0 | -18.1 | -20.3 | | |
| | PT | 08-12 | -45.3 | -10.3 | 06-90 | 45.8 | -35.1 | -31.6 | -33.4 | -42.9 | -37.8 | -42.9 | -45.3 | -42.2 | -38.6 | -40.8 | -40.0 | -41.7 | | |
| | RO | 03-10 | -8.0 | 53.9 | 11-93 | 97.2 | 4.0 | 7.2 | 6.0 | 9.7 | 8.7 | 5.2 | 11.8 | 14.7 | 11.1 | 10.7 | 9.8 | 9.4 | | |
| | SI | 01-10 | -44.1 | -3.4 | 02-08 | 25.4 | -15.1 | -16.2 | -12.4 | -17.3 | -14.5 | -13.4 | -16.4 | -21.3 | -23.0 | -20.0 | -17.8 | -13.7 | | |
| | SK | 01-13 | -26.6 | 39.2 | 06-97 | 93.3 | -16.1 | 8.1 | 17.9 | 4.9 | -8.8 | 5.2 | 19.7 | -0.7 | -10.2 | -3.2 | -15.6 | -26.6 | | |
| | FI | 04-09 | -83.4 | 3.6 | 05-97 | 57.4 | -0.5 | 16.7 | 1.7 | -18.8 | -10.6 | -16.3 | -26.1 | -18.6 | -24.6 | -26.2 | -24.5 | -18.3 | | |
| | SE | 06-91 | -75.3 | -9.5 | 02-11 | 63.7 | -5.7 | -16.0 | -16.0 | -15.9 | -21.3 | -25.7 | -26.0 | -36.1 | -29.8 | -39.2 | -31.3 | -22.6 | | |
| UK | 12-90 | -56.0 | 11.4 | 07-04 | 43.5 | -2.2 | 1.1 | -4.7 | -9.5 | 1.4 | -8.7 | -5.0 | -2.9 | -6.1 | -7.7 | 2.4 | -3.2 | | | |

(a) The indicator is the arithmetic average of the balances (%) for the questions on order-books and employment expectations.

(*) Minimum, maximum and averages are calculated over the period of availability which is not necessarily as from 01/1990.

TABLE 7: **Monthly survey of financial services sector** ^(a)

| | | Since 04/2006 | | | | | | 2012 | | | | | | | | | | | | 2013 |
|---|----|---------------|-------|------|-------|-------|------|-------|-------|-------|-------|-------|-------|-------|------|-------|-------|------|--|------|
| | | Min. | | Ave. | Max. | | Feb | Mar | Apr | May | Jun | Jul | Aug | Sep | Oct | Nov | Dec | Jan | | |
| | | Date | Value | | Date | Value | | | | | | | | | | | | | | |
| FINANCIAL SERVICES | EU | 01-09 | -20.0 | 13.1 | 04-06 | 43.3 | 3.4 | 3.5 | 1.4 | 0.0 | -4.8 | -3.9 | -7.4 | -7.4 | 1.3 | -2.9 | 3.5 | 4.5 | | |
| CONFIDENCE INDICATOR ^(b) | EA | 01-09 | -21.8 | 12.3 | 04-06 | 42.6 | -2.7 | -3.5 | -7.7 | -10.2 | -12.8 | -10.2 | -10.1 | -11.1 | -3.7 | -9.7 | -5.8 | -3.2 | | |
| ASSESSMENT OF BUSINESS SITUATION OVER THE PAST 3 MONTHS ^(c) | EU | 02-09 | -31.6 | 9.6 | 04-06 | 38.6 | 0.3 | -1.3 | -1.5 | -0.3 | -6.5 | -5.6 | -8.7 | -12.0 | -0.3 | -3.1 | 6.4 | 5.3 | | |
| | EA | 03-09 | -30.1 | 9.0 | 04-06 | 39.6 | -5.8 | -10.8 | -10.6 | -9.6 | -12.5 | -8.5 | -10.4 | -14.5 | -4.8 | -11.8 | -1.2 | -0.1 | | |
| EVOLUTION OF DEMAND OVER THE PAST 3 MONTHS ^(c) | EU | 03-09 | -24.9 | 10.9 | 04-06 | 41.6 | 3.8 | -1.4 | -3.1 | 3.2 | -1.9 | -5.2 | -9.3 | -11.1 | 0.8 | -3.0 | 4.0 | 4.7 | | |
| | EA | 03-09 | -25.3 | 10.2 | 04-06 | 40.3 | -3.2 | -6.2 | -10.8 | -8.7 | -8.6 | -12.0 | -13.0 | -12.6 | -3.6 | -8.6 | -5.0 | -0.5 | | |
| EVOLUTION OF DEMAND EXPECTED OVER THE NEXT 3 MONTHS ^(c) | EU | 01-09 | -18.2 | 18.9 | 04-06 | 49.5 | 6.3 | 13.2 | 8.9 | -2.7 | -6.0 | -0.9 | -4.2 | 1.0 | 3.5 | -2.6 | 0.1 | 3.5 | | |
| | EA | 01-09 | -19.9 | 17.7 | 04-06 | 47.8 | 1.0 | 6.4 | -1.7 | -12.5 | -17.3 | -10.1 | -6.9 | -6.3 | -2.7 | -8.5 | -11.1 | -8.9 | | |
| EVOLUTION OF EMPLOYMENT OVER THE PAST 3 MONTHS | EU | 02-09 | -11.2 | 6.7 | 01-07 | 23.3 | -4.1 | -2.1 | 3.4 | -2.8 | 1.9 | 3.4 | 1.9 | -3.6 | 0.5 | -2.4 | 4.8 | -0.4 | | |
| | EA | 05-12 | -11.6 | 7.1 | 09-08 | 25.7 | -8.2 | -3.4 | 3.1 | -11.6 | -2.4 | 0.1 | -1.5 | -5.7 | -3.9 | -6.7 | -1.4 | -6.3 | | |
| EVOLUTION OF EMPLOYMENT EXPECTED OVER THE NEXT 3 MONTHS | EU | 01-09 | -11.8 | 8.4 | 04-06 | 30.0 | 2.0 | 1.4 | 5.6 | -1.6 | 4.3 | 0.9 | -0.4 | -2.5 | 0.1 | -4.3 | -2.3 | 3.3 | | |
| | EA | 12-12 | -12.9 | 7.7 | 04-06 | 29.5 | 0.3 | 4.7 | 1.7 | -7.3 | -1.5 | -3.0 | -6.5 | -8.7 | -6.9 | -11.4 | -12.9 | -4.5 | | |

(a) Data are not seasonally adjusted.

(b) The confidence indicator is the arithmetic average of the balances (%) for the questions on business situation and past and expected evolution of demand.

(c) Component of the confidence indicator.

Information

The European Commission publishes the Business and Consumer Survey Results every month. The issues of January, April, July and October also include the quarterly survey results for the manufacturing industry and consumers. The April and November issues also include the investment survey results.

The data of the surveys is processed by the Directorate-General Financial and Economic Affairs (DG ECFIN), Unit Economic situation, forecasts, business and consumer surveys (A4), Sector Business and consumer surveys and short-term forecast.

To obtain additional information regarding these survey results you can contact the European Commission at the following addresses:

Mail: European Commission
DG ECFIN / Unit A4
200, Rue de La Loi
B-1049 Brussels

Email: ECFIN-BCS-MAIL@ec.europa.eu

Website: http://ec.europa.eu/economy_finance/db_indicators/surveys/index_en.htm

| | | |
|---------------------------|--|------------------|
| Upcoming releases: | Flash Consumer Confidence Indicator | 20 February 2013 |
| | Economic Sentiment Indicator | 27 February 2013 |
| | Business Climate Indicator for the euro area | 27 February 2013 |