

**Latvian switchover to euro:  
Dual circulation period, daily tracking**

LV

Fieldwork:

Day 1: 02/01/2014 (333 interviews) - Day 2: 03/01/2014 (333 int.) - Day 3: 04/01/2014 (334 int.)  
Day 4: 06/01/2014 (334 int.) - Day 5: 07/01/2014 (333 int.) - Day 6: 08/01/2014 (334 int.)  
Day 7: 10/01/2014 (333 int.) - Day 8: 13/01/2014 (333 int.) - Day 9: 14/01/2014 (335 int.)

Methodology: telephone

**SUMMARY TABLE**

Figures are percentages of the total 15+ population, unless indicated otherwise	Dates:								
	2 Jan. 2014	3 Jan. 2014	4 Jan. 2014	6 Jan. 2014	7 Jan. 2014	8 Jan. 2014	10 Jan. 2014	13 Jan. 2014	14 Jan. 2014
Number of respondents	333	333	334	334	333	334	333	333	335
Latvians with <b>only euro banknotes</b> in their wallets, pockets, etc.	15%	27%	35%	52%	55%	59%	68%	73%	74%
Latvians with <b>mostly euro banknotes</b> in their wallets, pockets, etc	10%	12%	11%	9%	11%	10%	10%	6%	5%
Latvians with <b>only euro coins</b> in their wallets, pockets, etc.	16%	31%	34%	56%	57%	56%	73%	74%	71%
Latvians with <b>mostly euro coins</b> in their wallets, pockets, etc.	11%	16%	19%	20%	15%	21%	15%	12%	12%
<b>Cash payments in shops in euro only</b> <i>(among those who made cash payments)</i>	30%	49%	66%	70%	81%	91%	87%	91%	91%
<b>Cash payments in shops in Latvian lats only</b> <i>(among those who made cash payments)</i>	69%	46%	31%	24%	15%	8%	9%	8%	7%
<b>Cash transactions with change given in euro only</b>	73%	77%	79%	87%	89%	92%	92%	93%	95%
<b>Cash transactions with change given in Latvian lats only</b>	4%	4%	3%	1%	0%	0%	0%	0%	0%
<b>Cash transactions with change given in euro only</b> <i>(among those who received change)</i>	94%	95%	95%	98%	100%	100%	100%	100%	100%
<b>Cash transactions with change given in Latvian lats only</b> <i>(among those who received change)</i>	5%	5%	3%	1%	0%	0%	0%	0%	0%

## Latvian switchover to euro: Dual circulation period, daily tracking

LV



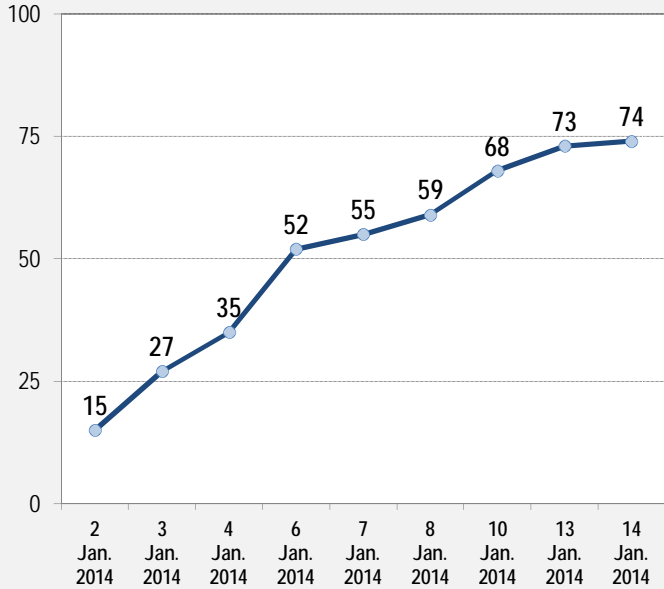
Fieldwork:

Day 1: 02/01/2014 (333 interviews) - Day 2: 03/01/2014 (333 int.) - Day 3: 04/01/2014 (334 int.)  
 Day 4: 06/01/2014 (334 int.) - Day 5: 07/01/2014 (333 int.) - Day 6: 08/01/2014 (334 int.)  
 Day 7: 10/01/2014 (333 int.) - Day 8: 13/01/2014 (333 int.) - Day 9: 14/01/2014 (335 int.)

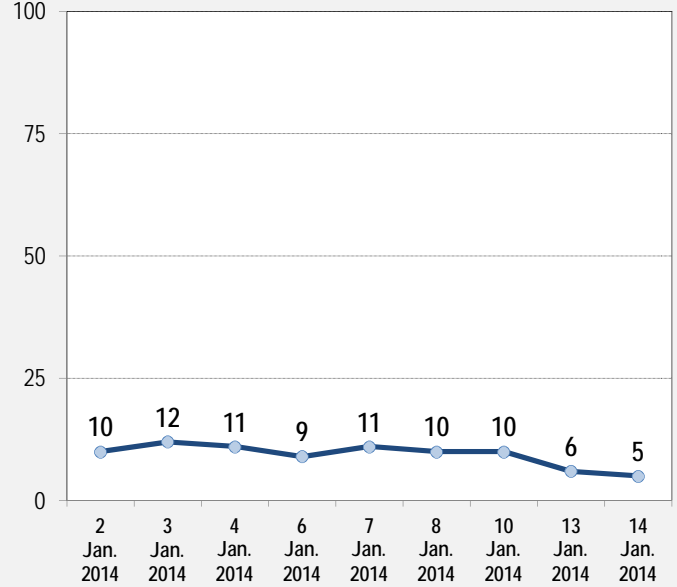
Methodology: telephone

### EURO BANKNOTES

Latvians with only euro banknotes  
in their wallets, pockets, etc.  
(%, among the 15+ population)

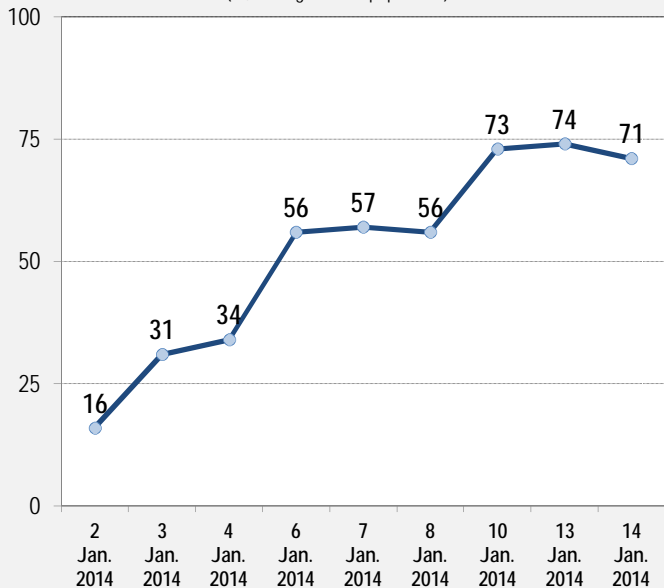


Latvians with mostly euro banknotes  
in their wallets, pockets, etc.  
(%, among the 15+ population)

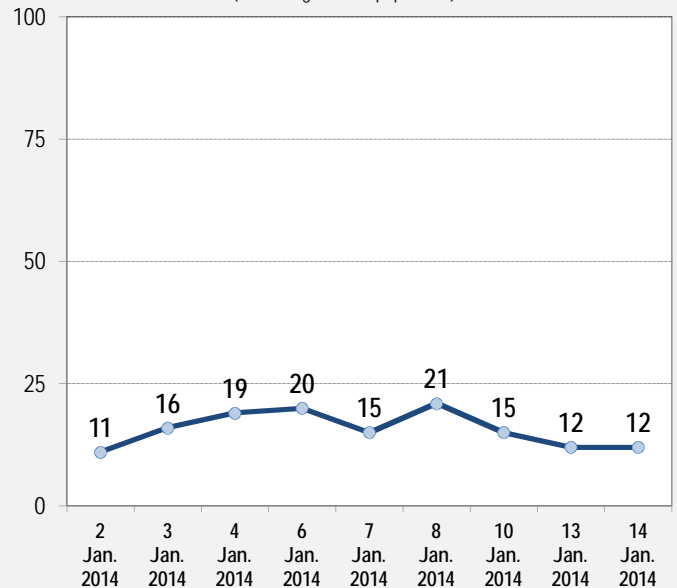


### EURO COINS

Latvians with only euro coins  
in their wallets, pockets, etc.  
(%, among the 15+ population)



Latvians with mostly euro coins  
in their wallets, pockets, etc.  
(%, among the 15+ population)



FLASH EUROBAROMETER 391  
RESULTS FOR LATVIA



## Latvian switchover to euro: Dual circulation period, daily tracking

LV



Fieldwork:

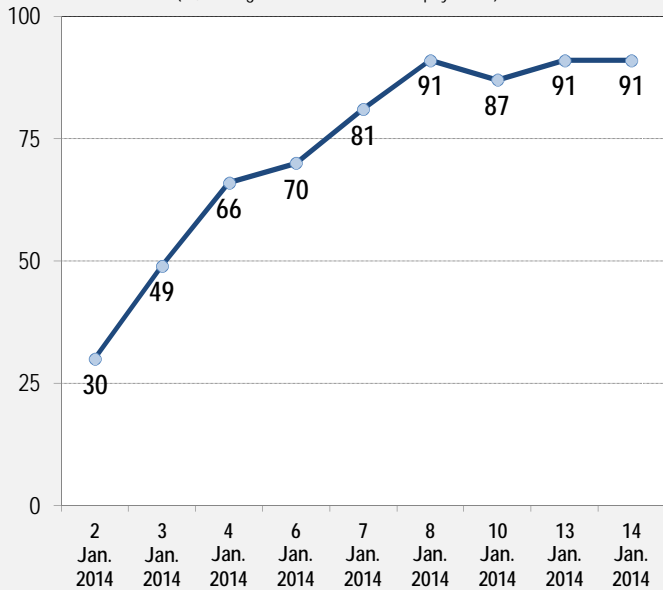
Day 1: 02/01/2014 (333 interviews) - Day 2: 03/01/2014 (333 int.) - Day 3: 04/01/2014 (334 int.)  
 Day 4: 06/01/2014 (334 int.) - Day 5: 07/01/2014 (333 int.) - Day 6: 08/01/2014 (334 int.)  
 Day 7: 10/01/2014 (333 int.) - Day 8: 13/01/2014 (333 int.) - Day 9: 14/01/2014 (335 int.)

Methodology: telephone

### CASH PAYMENTS IN SHOPS

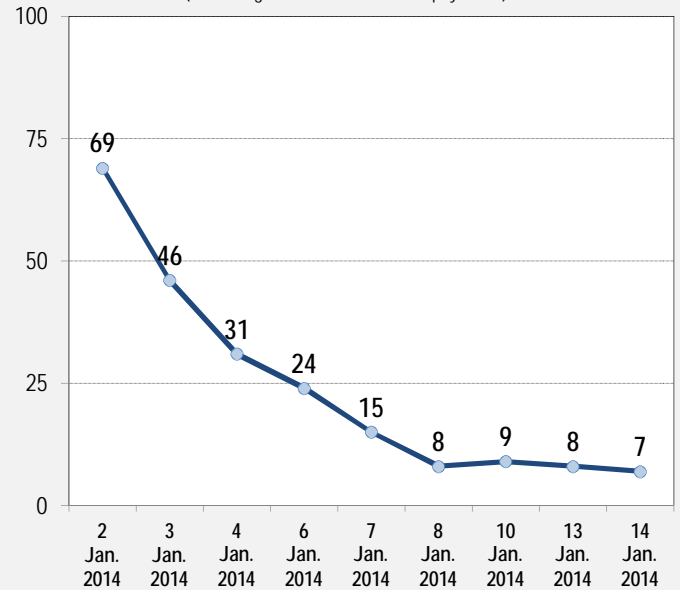
#### Cash payments in shops in euro only

(%, among those who made cash payments)



#### Cash payments in shops in Latvian lats only

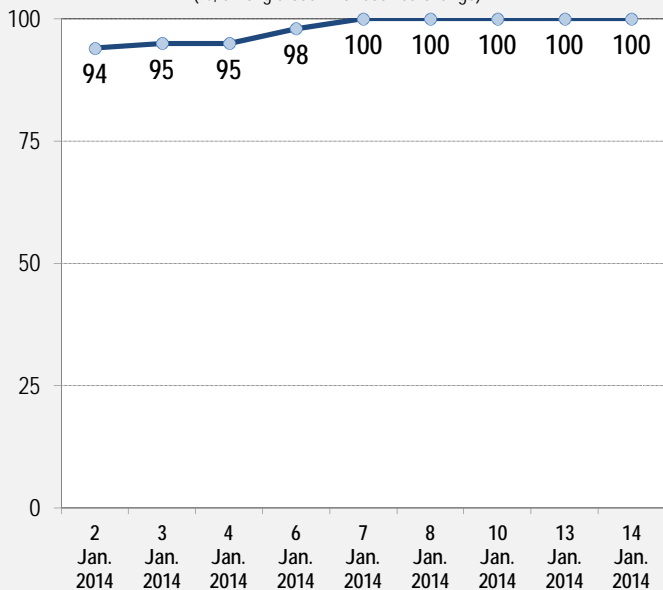
(%, among those who made cash payments)



### CASH TRANSACTIONS WITH CHANGE GIVEN

#### Cash transactions with change given in euro only

(%, among those who received change)



#### Cash transactions with change given in Latvian lats only

(%, among those who received change)

