



Special Eurobarometer 433

CIVIL PROTECTION

REPORT

Fieldwork: March 2015

Publication: May 2015

This survey has been requested by the European Commission, Directorate-General for Humanitarian Aid and Civil Protection and co-ordinated by Directorate-General for Communication.

http://ec.europa.eu/public_opinion/index_en.htm

This document does not represent the point of view of the European Commission.
The interpretations and opinions contained in it are solely those of the authors.

Special Eurobarometer 433 / Wave EB83.2 – TNS Opinion & Social

Project title	Special Eurobarometer 433 "Civil protection"
Linguistic Version	EN
Catalogue Number	KR-01-15-282-EN-N
ISBN	978-92-79-47508-5
DOI	10.2795/388076
© European Union, 2015	

Special Eurobarometer 433

Civil protection

Conducted by TNS Opinion & Social at the request of
the Directorate-General for Humanitarian Aid and Civil
Protection

Survey coordinated by the Directorate-General for
Communication
(DG COMM "Strategy, Corporate Communication Actions and
Eurobarometer" Unit)

TABLE OF CONTENTS

INTRODUCTION	3
MAIN FINDINGS	5
1. CONCERNS ABOUT DISASTERS	6
1.1. Preventing or preparing for disasters.....	6
1.2. Economic impact of natural or man-made disasters	10
2. ATTITUDES TO CIVIL PROTECTION	12
3. AWARENESS AND INFORMATION ON DISASTER RISKS AND eu civil protection POLICY	17
3.1. Level of awareness and information on disaster risks	17
3.2. Preferred information sources about EU civil protection policy	20
CONCLUSIONS	23
ANNEXES	
Technical specifications	
Questionnaire	
Tables	

INTRODUCTION

The primary responsibility for dealing with the immediate consequences of a disaster lies with the country in which it occurs. However, the disaster can be overwhelming for national response capabilities. In order to foster cooperation among national civil protection authorities across Europe, the EU Civil Protection Mechanism was created in 2001. It ensures a well-coordinated response at a European level is necessary in order to avoid duplication of relief efforts and ensure that assistance meets the real needs of the affected region.

All EU Member States participate in the EU Civil Protection Mechanism as well as the former Yugoslav Republic of Macedonia, Montenegro, Iceland and Norway. Also, Serbia is and Turkey are in the process of joining¹. They pool resources that can be deployed when a disaster strikes.

Civil protection assistance consists of governmental aid delivered in the immediate aftermath of a disaster. It can take the form of material assistance, deployment of specially equipped teams, or assessment and coordination by experts sent to the field.

The aim of the survey is to understand EU citizens' awareness of and attitudes towards EU activities in the area of civil protection, including comparisons (where appropriate) with a similar survey conducted in 2012.

The survey examines attitudes towards civil protection, including opinions on the need for a coordinated approach to civil protection and disaster management; and the knowledge respondents have of EU civil protection activities.

The report presents the views held generally across the EU, how these views vary from country to country, significant variations by gender, age, education and other socio-demographic variables.

This survey was carried out by TNS Opinion & Social network in the 28 Member States of the European Union between the 21st and 30th of March 2015. 28.082 respondents from different social and demographic groups were interviewed face-to-face at home in their mother tongue on behalf of Directorate-General for Humanitarian Aid and Civil Protection. The methodology used is that of Eurobarometer surveys as carried out by the Directorate-General for Communication ("Strategy, Corporate Communication Actions and Eurobarometer" Unit)². A technical note on the manner in which interviews were conducted by the Institutes within the TNS Opinion & Social network is appended as an annex to this report. Also included are the interview methods and confidence intervals³.

¹ Serbia is scheduled to sign the agreement on 16th April 2015 clearing the way for the official membership of Serbia in the EU Civil Protection Mechanism. Once national ratification has been completed, Serbia will become the 33rd participating state. Turkey is planning to sign the agreement beginning of May.

² http://ec.europa.eu/public_opinion/index_en.htm

³ The results tables are included in the annex. It should be noted that the total of the percentages in the tables of this report may exceed 100% when the respondent has the possibility of giving several answers to the question.

Note: In this report, countries are referred to by their official abbreviation. The abbreviations used in this report correspond to:

ABBREVIATIONS			
BE	Belgium	LT	Lithuania
BG	Bulgaria	LU	Luxembourg
CZ	Czech Republic	HU	Hungary
DK	Denmark	MT	Malta
DE	Germany	NL	The Netherlands
EE	Estonia	AT	Austria
IE	Ireland	PL	Poland
EL	Greece	PT	Portugal
ES	Spain	RO	Romania
FR	France	SI	Slovenia
HR	Croatia	SK	Slovakia
IT	Italy	FI	Finland
CY	Republic of Cyprus***	SE	Sweden
LV	Latvia	UK	The United Kingdom
		EU28	European Union – 28 Member States
		EU15	BE, IT, FR, DE, LU, NL, DK, UK, IE, PT, ES, EL, AT, SE, FI*
		NMS13	BG, CZ, EE, HR, CY, LT, LV, MT, HU, PL, RO, SI, SK**
		EURO AREA	BE, FR, IT, LU, DE, AT, ES, PT, IE, NL, FI, EL, EE, SI, CY, MT, SK, LV, LT
		NON-EURO AREA	BG, CZ, DK, HU, PL, RO, SE, UK, HR

* EU15 refers to the 15 countries forming the European Union before the enlargements of 2004, 2007 and 2013

** The NMS13 are the 13 'new Member States' which joined the European Union during the 2004, 2007 and 2013 enlargements

*** Cyprus as a whole is one of the 28 European Union Member States. However, the 'acquis communautaire' has been suspended in the part of the country which is not controlled by the government of the Republic of Cyprus. For practical reasons, only the interviews carried out in the part of the country controlled by the government of the Republic of Cyprus are included in the 'CY' category and in the EU28 average.

* * * * *

*We wish to thank all the people interviewed throughout the European Union
who took the time to participate in this survey.*

Without their active participation, this survey would not have been possible.

MAIN FINDINGS

- Over **three quarters (77%) of EU citizens believe that disasters can have a negative impact on the local economic situation**. It is a view shared by the majority of respondents in all Member States, rising to over nine in ten in some Member States such as Cyprus and Malta.
- However, **only a minority agree that enough is being done to prevent or prepare for disasters whether this is at regional (40%), national (39%) or EU level (31%)**
- There are **high levels of uncertainty about what is being done in terms of preparing for disasters at EU level**, with almost as many unable to answer this question as those who agree that enough is being done (29% vs 31%). This information gap is much bigger than for regional or national perceptions. In some countries, the proportion who say they don't know what is being done at EU level is much higher – 40% in Bulgaria and 47% in the Netherlands for example.
- Despite the high levels of concern, **far fewer people feel that they are aware of the risk of disaster in their region** – just over half (55%) describe themselves as aware and only 14% feel that they are totally aware.
- **Only three in ten (29%) say that they feel sufficiently informed when travelling to other countries within the EU.**
- There is strong consensus that **civil protection activities should be coordinated across the EU** and that **countries should be able to expect help from other EU countries**:
 - Only 37% agree that their country has sufficient means to deal with major disasters alone while eight in ten (80%) say that a coordinated EU action in dealing with disasters is more effective than actions undertaken by individual countries
 - Nine in ten (90%) say that they would expect other EU countries to help in the event of a disaster in their country
 - Almost nine in ten agree that an EU-wide civil protection policy is needed (88%) given the cross-border nature of many disasters and a similar proportion believe that the EU should help any country worldwide affected by disasters (87%)
- **TV and the Internet** remain the two preferred sources for getting more information about the EU civil protection policy, and there has been an increase in the proportion of those who would prefer to use the Internet (from 51% in 2012 to 56%) and online social networks (from 10% to 16%).

1. CONCERNS ABOUT DISASTERS

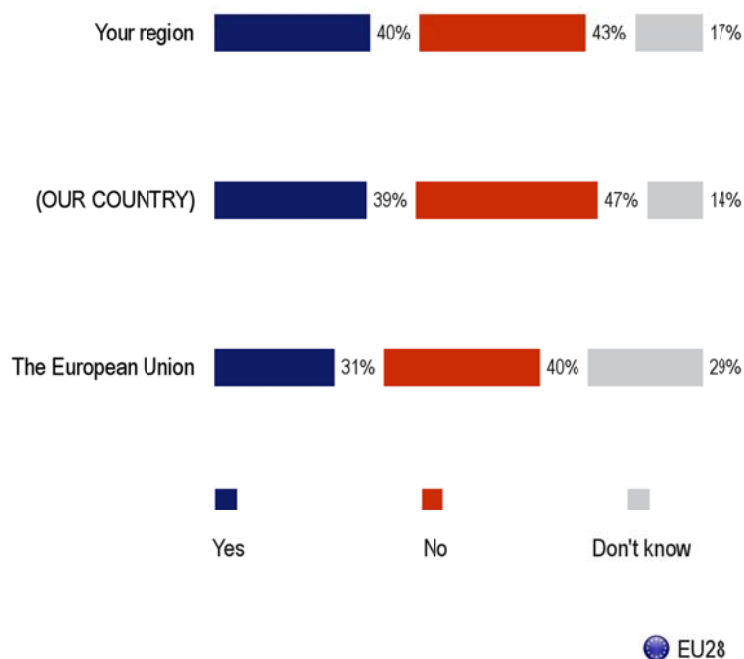
Respondents were asked whether enough is being done to prevent disasters in their region, country and the EU overall and also about whether they felt a disaster could have an economic impact in their region.

1.1. Preventing or preparing for disasters

- Over four in ten respondents do not believe that enough is being done to prepare for disasters, with a further proportion uncertain –

Respondents were asked whether they think enough is being done to prevent disasters in their region, country and the EU overall⁴. Around four in ten agreed that enough is being done in their region (40%) and country (39%). Three in ten agreed that enough is being done at EU level (31%) although this is because many people do not know – 29% said that they do not know what is being done at EU level. Respondents were more likely to feel that not enough is being done in their region (43%) and country (47%) whereas 40% said that not enough is being done at EU level.

QB5. Do you think enough is being done to prevent or prepare for disasters in...?

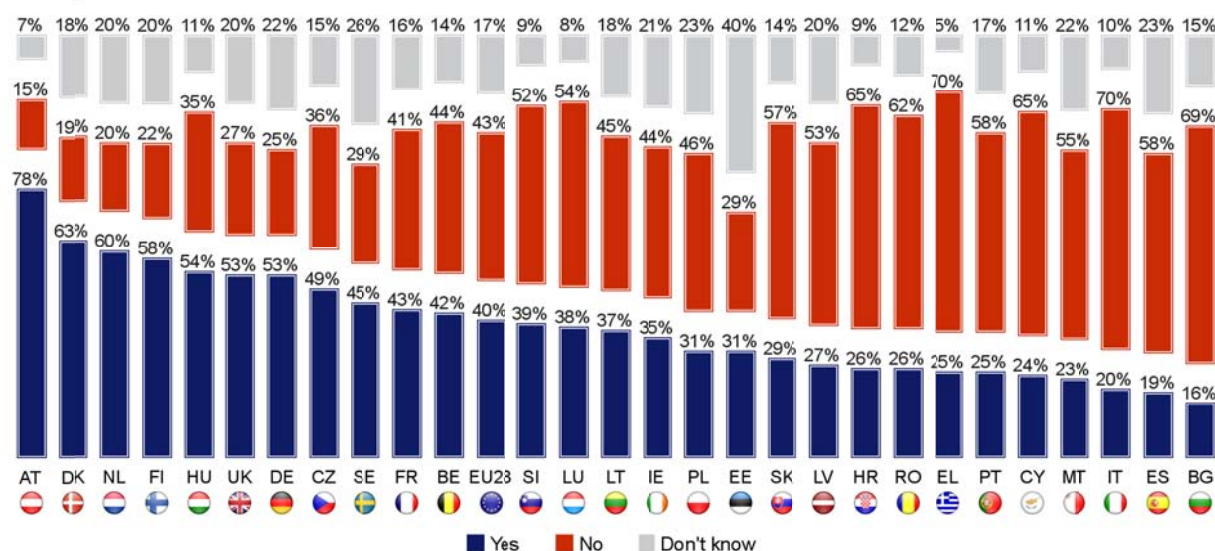


⁴ QB5 Do you think enough is being done to prevent or prepare for disasters in...? Your region, (OUR COUNTRY), The European Union; Yes, No, Don't know.

Looking first at disaster prevention and preparation at regional level, respondents were most likely to agree that enough is being done in Austria (78%). This is followed by 63% in Denmark and 60% in the Netherlands. Respondents were most likely to say that they do not feel enough is being done in Greece, Italy (both 70%) and Bulgaria (69%).

QB5.1. Do you think enough is being done to prevent or prepare for disasters in...?

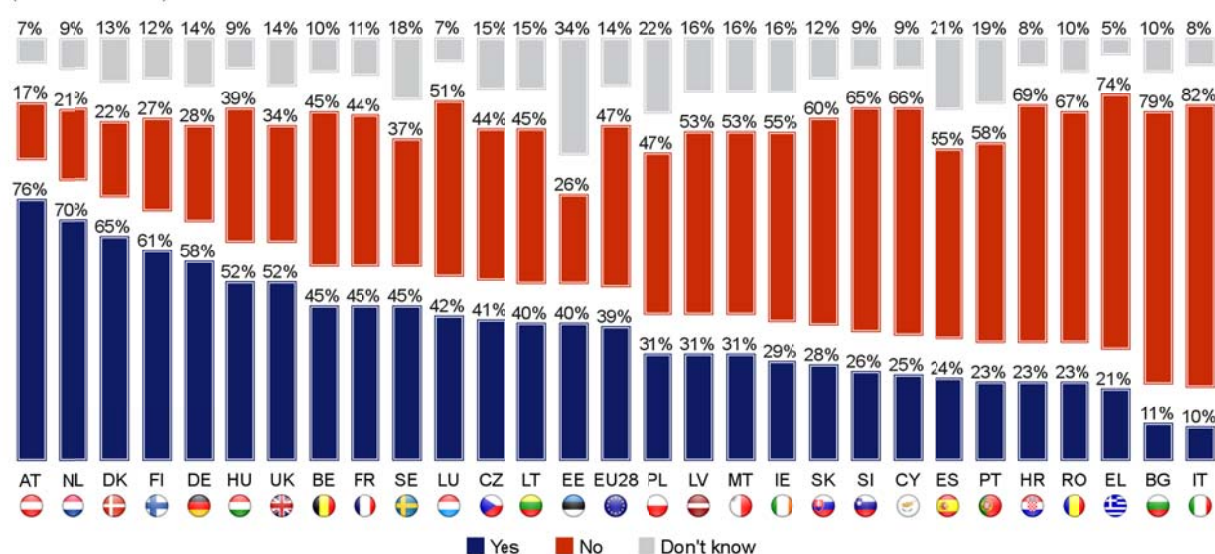
Your region



The pattern is similar at a country level, where in Austria over three quarters (76%) said that they feel enough is being done as did seven in ten in Denmark (70%) and the Netherlands (70%). Respondents were most likely to say that they do not feel enough is being done at a national level in Italy (82%), Bulgaria (79%) and Greece (74%).

QB5.2. Do you think enough is being done to prevent or prepare for disasters in...?

(OUR COUNTRY)

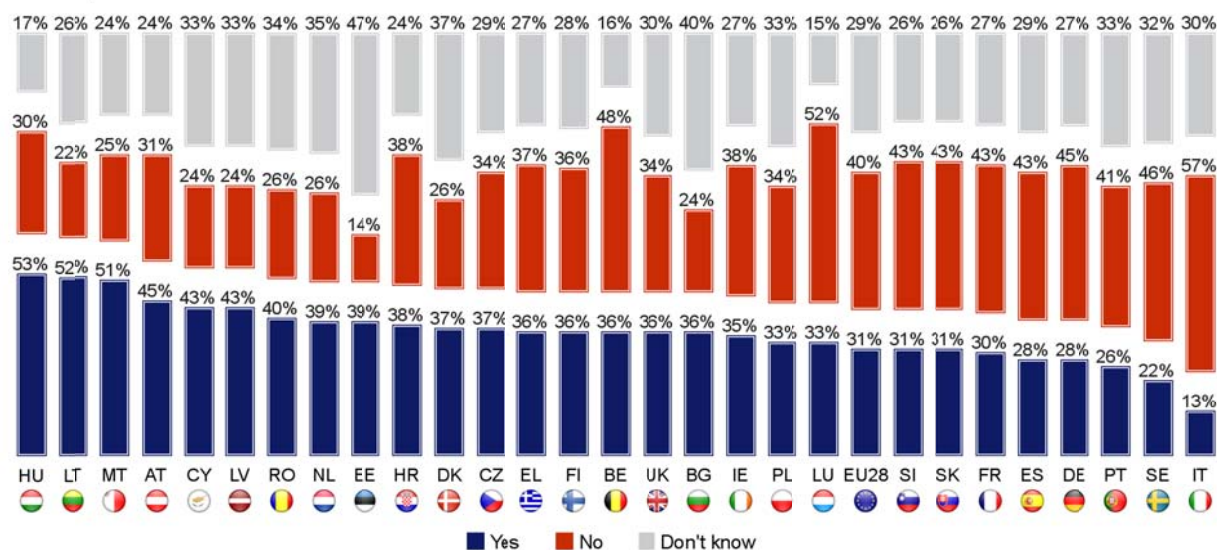


It is a very different picture when looking at results for this question at EU level, with high levels of "don't know" responses across all Member States, particularly in Estonia

where almost half could not answer (47%). Agreement that enough is being done to prevent or prepare for disasters at an EU level was highest in Hungary (53%), Lithuania (52%) and Malta (51%). Although over half disagreed that enough is being done in Luxembourg (52%) and Italy (57%), the reason that the proportion who agreed that enough is being done is lower than at regional and national level is due to a high proportion of respondents unable to answer in all Member States.





QB5.3. Do you think enough is being done to prevent or prepare for disasters in...?

The European Union



Looking at the **socio-demographic** analysis for this question, men are generally more likely to believe that enough is being done than women, those who left school at a later age are more likely to believe this than those less highly educated, and people in managerial occupations are more likely to agree than other groups. Younger respondents aged 15-24 are more likely than older respondents to believe that enough is being done at an EU level than older respondents.

QB5 Do you think enough is being done to prevent or prepare for disasters in...?

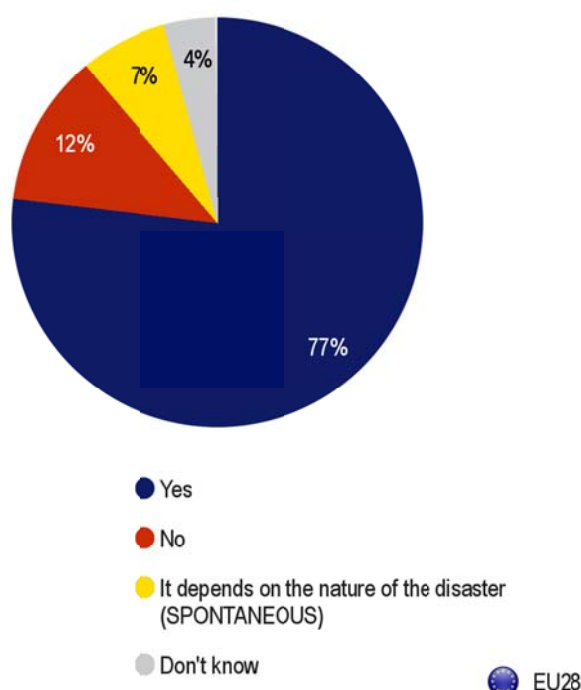
	Your region	(OUR COUNTRY)	The European Union
EU28	40%	39%	31%
 Gender			
Man	43%	42%	33%
Woman	37%	37%	29%
 Age			
15-24	43%	43%	39%
25-39	38%	38%	32%
40-54	41%	40%	29%
55 +	39%	39%	27%
 Education (End of)			
15-	34%	35%	26%
16-19	40%	40%	31%
20+	42%	41%	31%
Still studying	42%	44%	36%
 Socio-professional category			
Self-employed	42%	39%	33%
Managers	50%	47%	34%
Other white collars	38%	36%	27%
Manual workers	40%	40%	32%
House persons	29%	29%	24%
Unemployed	33%	33%	32%
Retired	40%	40%	28%
Students	42%	44%	36%

1.2. Economic impact of natural or man-made disasters

- There is widespread concern about the potential impact of disasters on the economic situation –

Respondents were asked whether a disaster, natural or man-made, could have a negative impact on the economic situation in their region⁵. Over three quarters (77%) agreed, with 12% disagreeing, 7% saying that it depended on the disaster and 4% unable to answer.

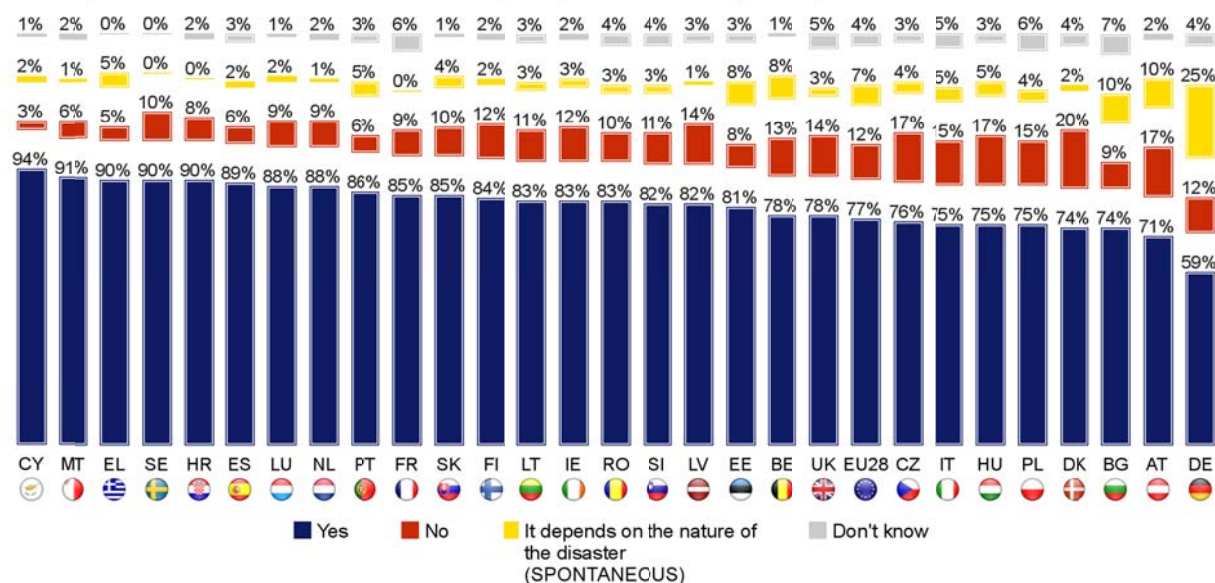
QB6. Do you think that natural or man-made disasters in your region could have a negative impact on the economic situation there?



The belief that a disaster would have a negative economic impact was widespread across all Member States, particularly in Cyprus (94%), Malta (91%), Greece, Sweden and Croatia (all 90%). At least seven in ten respondents expressed this view in all Member States, with the exception of Germany where 59% agreed with this statement. A quarter of respondents in Germany said that it would depend on the nature of the disaster. People were least likely to feel that a disaster would have a negative impact in Denmark where one in five (20%) disagreed.

⁵ QB6 Do you think that natural or man-made disasters in your region could have a negative impact on the economic situation there? Yes, No, It depends on the nature of the disaster (SPONTANEOUS), Don't know.

QB6. Do you think that natural or man-made disasters in your region could have a negative impact on the economic situation there?



There were few **socio-demographic** differences, although people with a higher level of education were more likely to agree that a disaster would have a negative economic impact than those who finished their education earlier.

QB6 Do you think that natural or man-made disasters in your region could have a negative impact on the economic situation there?

	Yes	No	It depends on the nature of the disaster (SPONTANEOUS)	Don't know
EU28	77%	12%	7%	4%
Education (End of)				
15-	75%	13%	6%	6%
16-19	76%	12%	8%	4%
20+	82%	10%	6%	2%
Still studying	78%	11%	7%	4%

2. ATTITUDES TO CIVIL PROTECTION

This chapter looks at attitudes to civil protection within the EU, and examines the balance between common or coordinated action and actions by individual countries.

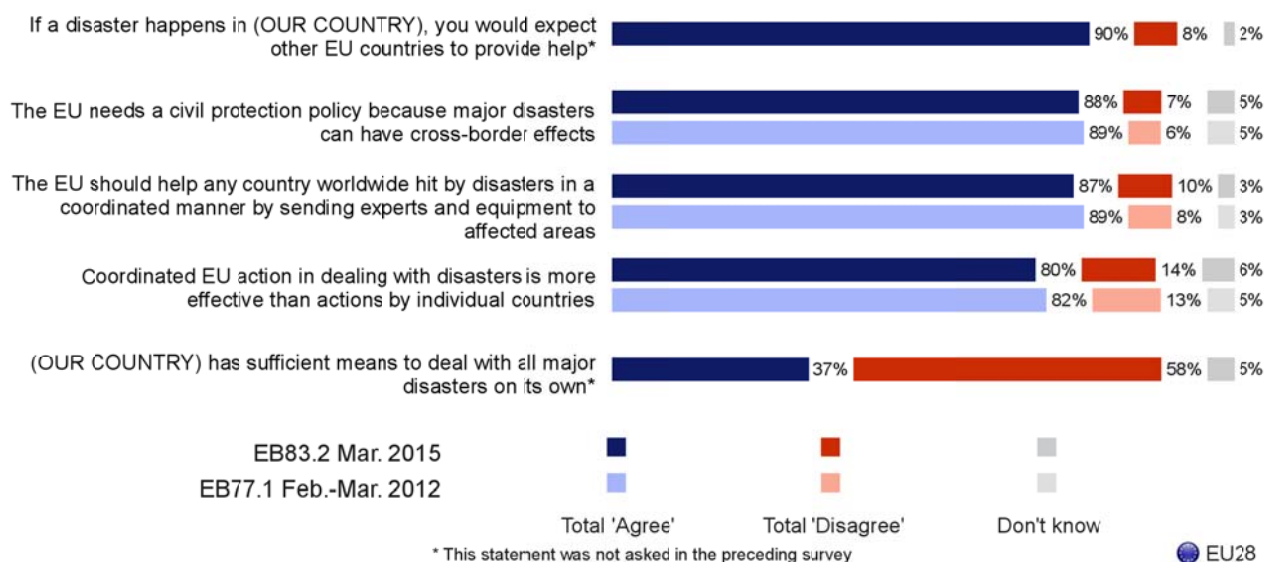
- Strong support for a coordinated EU policy for civil protection –

Respondents were asked a series of questions relating to attitudes regarding civil protection policy⁶. There is a consistently high level of support for EU solidarity and coordination in this area. Nine out of ten respondents (90%) agreed that they would expect help from other EU countries if a disaster were to happen in their country.

A similar proportion agreed that the EU needs a civil protection policy given the potential cross-border nature of disasters (88%) and that the EU should help countries across the world deal with disasters by sending experts and equipment to affected areas (87%). Eight out of ten respondents (80%) believe that EU coordinated action is more effective than actions by individual countries. For all three statements, the high level of support for an EU-based approach is consistent with the findings seen in 2012.

Six in ten (58%) disagree that their country has sufficient means to deal with major disasters with only 37% who agree with this.

QB1. Please tell me to what extent you agree or disagree with each of the following statements.



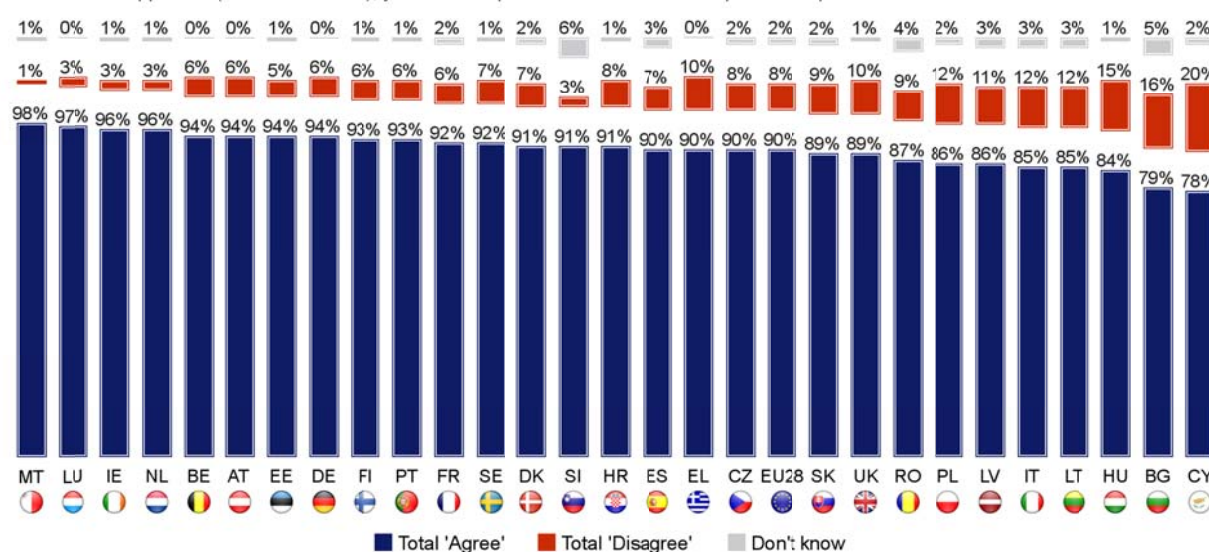
⁶ QB1 Please tell me to what extent you agree or disagree with each of the following statements. Coordinated EU action in dealing with disasters is more effective than actions by individual countries, (OUR COUNTRY) has sufficient means to deal with all major disasters on its own, The EU needs a civil protection policy because major disasters can have cross-border effects, If a disaster happens in (OUR COUNTRY), you would expect other EU countries to provide help, The EU should help any country worldwide hit by disasters in a coordinated manner by sending experts and equipment to affected areas; Totally agree, Tend to agree, Tend to disagree, Totally disagree, Don't know.

Looking in more detail at responses by Member State, expectations of solidarity amongst EU Member States in the event of a disaster is high across all countries. Over eight in ten respondents agreed that they would expect other countries to help if a disaster were to happen in their country in all but two Member States, Bulgaria and Cyprus where the proportion is slightly lower at 79% and 78% respectively.

This expectation is extremely high in Malta where 98% say that they would expect this, with similarly high proportions in Luxembourg (97%), Ireland and the Netherlands (96%). However the pattern is high in all of the EU.

QB1.4. Please tell me to what extent you agree or disagree with each of the following statements.

If a disaster happens in (OUR COUNTRY), you would expect other EU countries to provide help
































Moving to the next questions where there is trend data, across all three statements at least seven in ten respondents are in agreement across all Member States.

Agreement that the EU needs a civil protection policy because major disasters can have cross-border effects ranged from 95% in Greece to 78% in Romania. In most Member States, at least eight in ten agreed. However, the majority of countries have seen a small decrease in the proportion of those who agree with this compared with 2012, with the most notable decreases seen in Slovenia (down 8 percentage points) and Slovakia (down 9 percentage points).

On the question if the EU should offer assistance to any country in the world affected by disaster, agreement was again highest in Greece with 95% of respondents and was lowest in Italy at 77%. Once again, agreement was similarly high in all Member States.

Around eight in ten respondents agreed that a coordinated EU action is more effective than actions by individual countries in the majority of Member States. The highest level of agreement was seen in Malta (91%) and Greece (90%) and the lowest was seen in Slovenia and the Czech Republic (73%). There was a generally lower level of agreement than the other statements compared to the 2012 survey, with the majority of countries seeing some decrease. This was most noticeable in Slovenia and Cyprus where there was a decrease of 12 percentage points since the previous survey.

QB1. Please tell me to what extent you agree or disagree with each of the following statements.

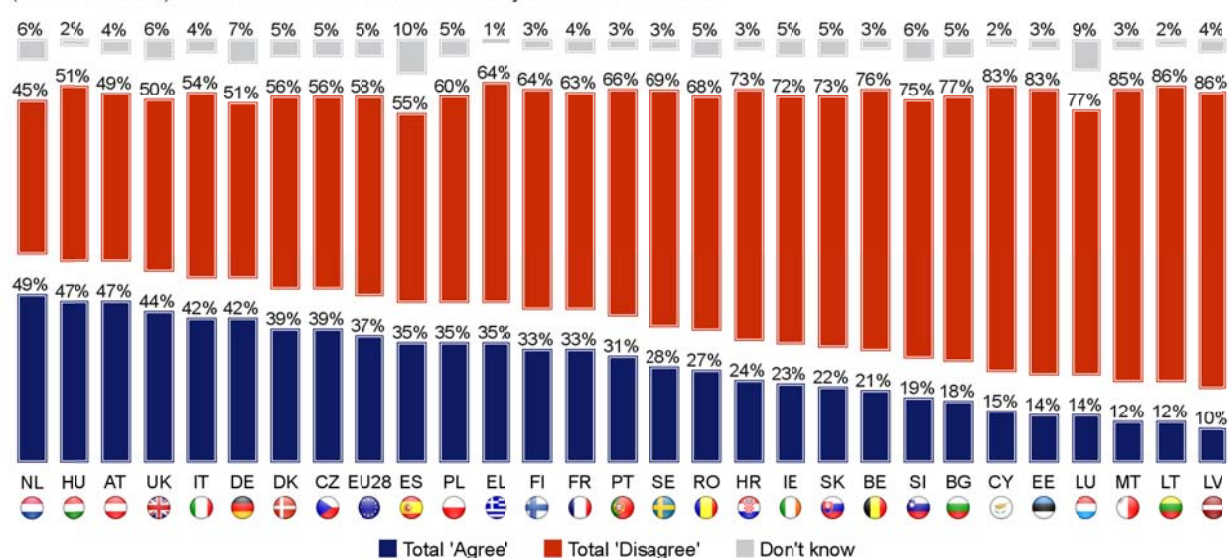
		The EU needs a civil protection policy because major disasters can have cross-border effects						The EU should help any country worldwide hit by disasters in a coordinated manner by sending experts and equipment to affected areas						Coordinated EU action in dealing with disasters is more effective than actions by individual countries					
		Total 'Agree'	Diff. EB83.2-EB77.1	Total 'Disagree'	Diff. EB83.2-EB77.1	Don't know	Diff. EB83.2-EB77.1	Total 'Agree'	Diff. EB83.2-EB77.1	Total 'Disagree'	Diff. EB83.2-EB77.1	Don't know	Diff. EB83.2-EB77.1	Total 'Agree'	Diff. EB83.2-EB77.1	Total 'Disagree'	Diff. EB83.2-EB77.1	Don't know	Diff. EB83.2-EB77.1
	EU28	88%	-1	7%	+1	5%	=	87%	-2	10%	+2	3%	=	80%	-2	14%	+1	6%	+1
	BE	90%	-3	8%	+2	2%	+1	87%	+3	13%	-2	0%	-1	85%	-3	13%	+2	2%	+1
	BG	89%	-6	4%	+3	7%	+3	85%	=	10%	+2	5%	-2	83%	-4	9%	+3	8%	+1
	CZ	88%	+1	8%	+1	4%	-2	85%	-3	12%	+2	3%	+1	73%	-5	20%	+5	7%	=
	DK	87%	-6	8%	+3	5%	+3	86%	-2	11%	=	3%	+2	79%	-5	13%	=	8%	+5
	DE	90%	-3	7%	+1	3%	+2	90%	-1	9%	+1	1%	=	82%	=	13%	-2	5%	+2
	EE	84%	-4	6%	=	10%	+4	85%	-1	11%	-1	4%	+2	81%	=	12%	=	7%	=
	IE	90%	+3	5%	+2	5%	-5	90%	+1	9%	+5	1%	-6	85%	+3	11%	+2	4%	-5
	EL	95%	+2	4%	-1	1%	-1	95%	=	4%	=	1%	=	90%	-1	9%	+2	1%	-1
	ES	89%	+1	3%	-1	3%	=	93%	+3	5%	-1	2%	-2	84%	=	10%	=	6%	=
	FR	87%	-5	6%	+3	7%	+2	86%	-2	11%	+1	3%	+1	79%	-3	14%	+1	7%	+2
	HR	90%	NA*	7%	NA*	3%	NA*	91%	NA*	7%	NA*	2%	NA*	84%	NA*	10%	NA*	6%	NA*
	IT	86%	+2	9%	+1	5%	-3	77%	-9	18%	+8	5%	+1	80%	-2	13%	+1	7%	+1
	CY	92%	-5	3%	+2	5%	+3	94%	=	5%	=	1%	=	84%	-12	11%	+8	5%	+4
	LV	89%	-3	5%	=	5%	+3	87%	-4	11%	+4	2%	=	83%	+1	10%	-1	7%	=
	LT	87%	-3	7%	+2	5%	+1	90%	=	7%	=	3%	=	82%	-4	12%	+4	6%	=
	LU	93%	=	6%	+3	1%	-3	90%	=	9%	=	1%	=	89%	+5	8%	-5	3%	=
	HU	91%	-2	7%	+2	2%	=	87%	-3	11%	+2	2%	+1	81%	-3	16%	+3	3%	=
	MT	93%	+6	3%	+1	4%	-7	92%	+1	6%	+1	2%	-2	91%	+6	6%	-1	3%	-5
	NL	88%	-3	8%	+1	4%	+2	85%	+4	13%	-5	2%	+1	77%	-2	19%	+1	4%	+1
	AT	86%	+1	11%	-2	3%	+1	85%	=	14%	+2	1%	-2	74%	-4	21%	+4	5%	=
	PL	87%	-1	7%	+2	5%	-1	83%	-6	13%	+7	4%	-1	78%	-6	15%	+6	7%	=
	PT	94%	+4	4%	-1	2%	-3	91%	=	8%	+2	1%	-2	89%	+3	7%	-2	4%	-1
	RO	78%	-1	10%	=	12%	+1	87%	+7	9%	-1	4%	-6	75%	=	15%	=	10%	=
	SI	86%	-8	6%	+2	3%	+6	86%	-7	7%	+1	7%	+6	73%	-12	17%	+6	10%	+6
	SK	86%	-9	10%	+7	4%	+2	83%	-8	14%	+7	3%	+1	77%	-9	18%	+8	5%	+1
	FI	91%	-3	6%	+1	3%	+2	86%	-2	11%	+2	1%	=	77%	-2	18%	-1	5%	+3
	SE	94%	=	4%	=	2%	=	91%	-2	8%	+2	1%	=	83%	+1	13%	-1	4%	=
	UK	85%	-1	9%	=	5%	+1	87%	-3	10%	+2	3%	+1	80%	+4	14%	-2	6%	-2

* NA = not asked. This statement was not asked in this country during the preceding survey

Finally, looking at the question about whether countries having sufficient means to deal with major disasters on their own, there was more variation between Member States although in none of the countries did a majority agree with this view. Respondents were most likely to agree that they had sufficient means as a country to deal with disasters in the Netherlands, but even here opinion is divided - 49% agree compared with 45% who disagree that they would have sufficient means. Almost half agree at their country would be able to deal with major disasters on their own in Hungary and Austria (47%) but in both countries, this is outweighed by the proportion who disagree (51% and 49% respectively). Almost nine in ten respondents disagree that their country would have sufficient means to deal with major disasters in Malta (85%), Lithuania and Latvia (both 86%).

QB1.2. Please tell me to what extent you agree or disagree with each of the following statements.

(OUR COUNTRY) has sufficient means to deal with all major disasters on its own



The **socio-demographic** data shows few differences, with support for EU-based approach consistently high across most groups. In relation to their country being able to deal with major disasters on their own, men are more likely to agree with this than women (40% vs 35%). The table below shows the total proportion who agree with each statement across the main subgroups.

QB1 Please tell me to what extent you agree or disagree with each of the following statements. (ROTATE)

	If a disaster happens in (OUR COUNTRY), you would expect other EU countries to provide help	The EU needs a civil protection policy because major disasters can have cross-border effects	The EU should help any country worldwide hit by disasters in a coordinated manner by sending experts and equipment to affected areas	Coordinated EU action in dealing with disasters is more effective than actions by individual countries	(OUR COUNTRY) has sufficient means to deal with all major disasters on its own
EU28	90%	88%	87%	80%	37%
Gender					
Man	90%	88%	86%	81%	40%
Woman	90%	87%	87%	81%	35%
Age					
15-24	88%	87%	85%	79%	36%
25-39	89%	88%	85%	81%	38%
40-54	91%	89%	88%	81%	36%
55 +	90%	87%	88%	80%	37%
Education (End of)					
15-	89%	85%	88%	81%	39%
16-19	91%	89%	87%	81%	37%
20+	91%	90%	87%	81%	37%
Still studying	89%	87%	85%	80%	36%

3. AWARENESS AND INFORMATION ON DISASTER RISKS AND EU CIVIL PROTECTION POLICY

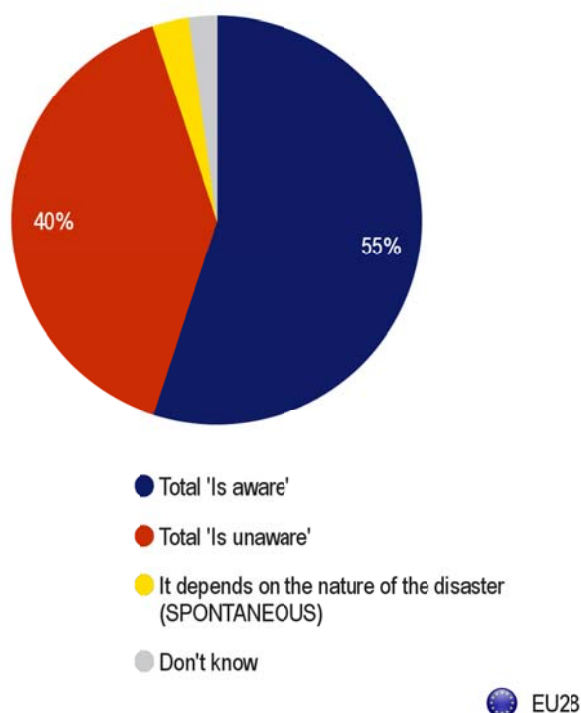
In this chapter, we see how well informed EU citizens are about the civil protection activities of the EU, and examine the preferred information sources on the EU civil protection policy.

3.1. Level of awareness and information on disaster risks

- **55% felt sufficiently aware of the risk of disaster in their region, but do not feel informed when they travel to other Member States–**

Respondents were asked to what extent they felt aware of the risk of disaster in their region⁷. Over half (55%) said that they feel aware – 14% totally aware, 41% aware. Four in ten said that they did not feel aware – 28% are fairly unaware, and 12% totally unaware.

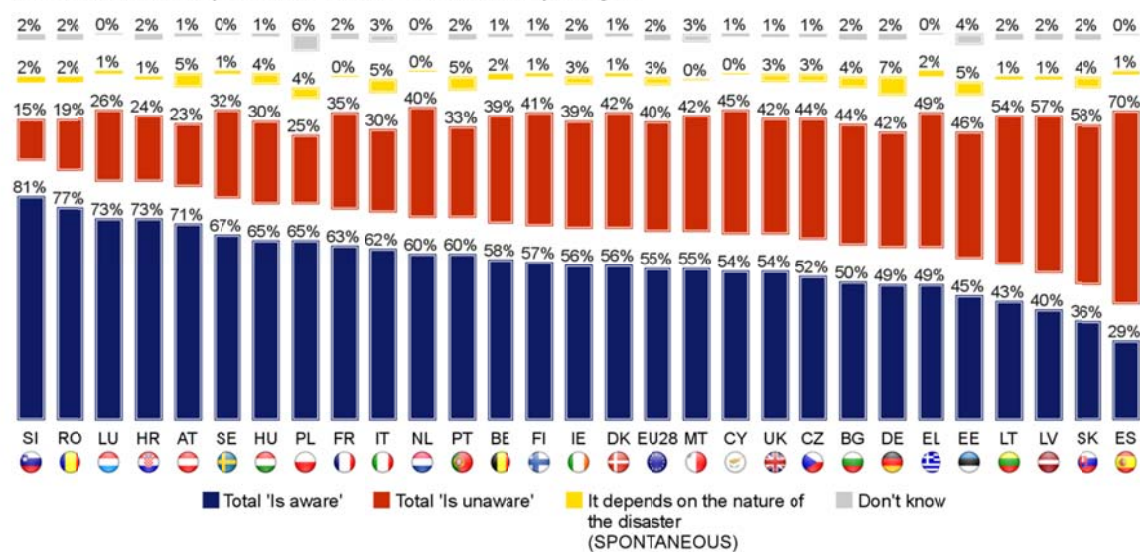
QB3. To what extent are you aware or not of the risk of disaster in your region?



Levels of awareness vary considerably between Member States, although at least half said that they feel aware in 21 Member States. Highest levels of reported awareness are seen in Slovenia (81%) and Romania (77%). Fewer than four in ten agreed that they feel aware in Slovakia (36%) and Spain (29%).

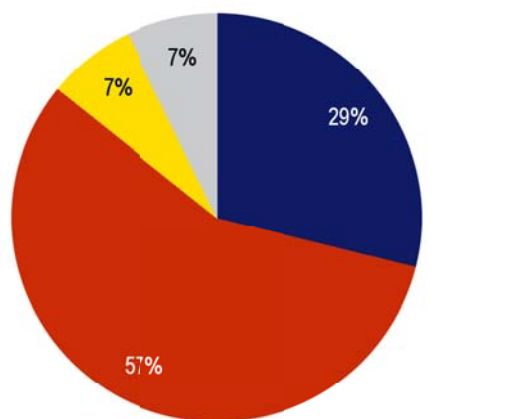
⁷ QB3 To what extent are you aware or not of the risk of disaster in your region? Fully aware, Fairly aware, Fairly unaware, Totally unaware, Don't know.

QB3. To what extent are you aware or not of the risk of disaster in your region?



However when asked about how well informed they feel when travelling to other Member States⁸, only about three in ten (29%) agree that they feel well informed, with 57% who disagree. A further 7% say it would depend on which country, and a further 7% do not know.

QB4. Do you feel sufficiently informed about disaster risks when you travel to another country in the EU?



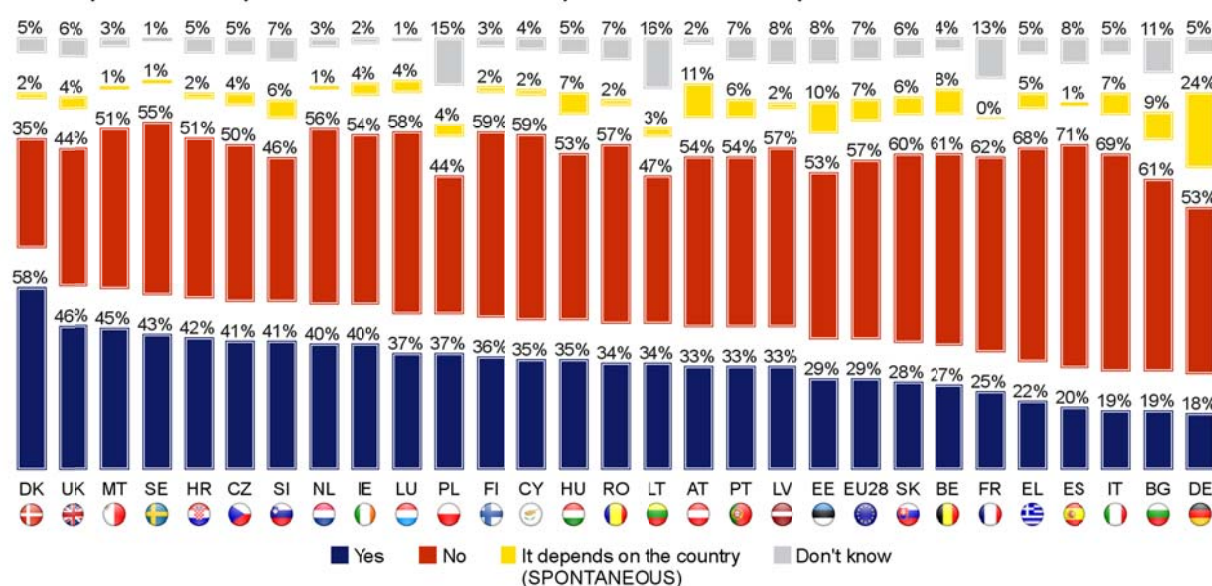
- Yes
- No
- It depends on the country (SPONTANEOUS)
- Don't know

EU28

⁸ QB4 Do you feel sufficiently informed about disaster risks when you travel to another country in the EU? Yes, No, It depends on the country (SPONTANEOUS), Don't know.

Respondents in Denmark (58%) are most likely to say they feel well informed when travelling to other EU countries, but this is the only country where over half of respondents agree. Respondents are least likely to feel informed in Italy, Bulgaria (both 19%) and Germany (18%). Respondents in Germany are most likely to say that it depends on the country (24%).

QB4. Do you feel sufficiently informed about disaster risks when you travel to another country in the EU?



Socio-demographic analysis shows that men are more likely than women to claim they are aware of the disaster risk in their own region (59% vs 52%) and also to feel informed when travelling to other EU countries (31% vs 27%). Older respondents and those with a higher level of education were also more likely to say they feel aware about their region and informed when travelling to other countries.

QB3 To what extent are you aware or not of the risk of disaster in your region?

QB4 Do you feel sufficiently informed about disaster risks when you travel to another country in the EU?

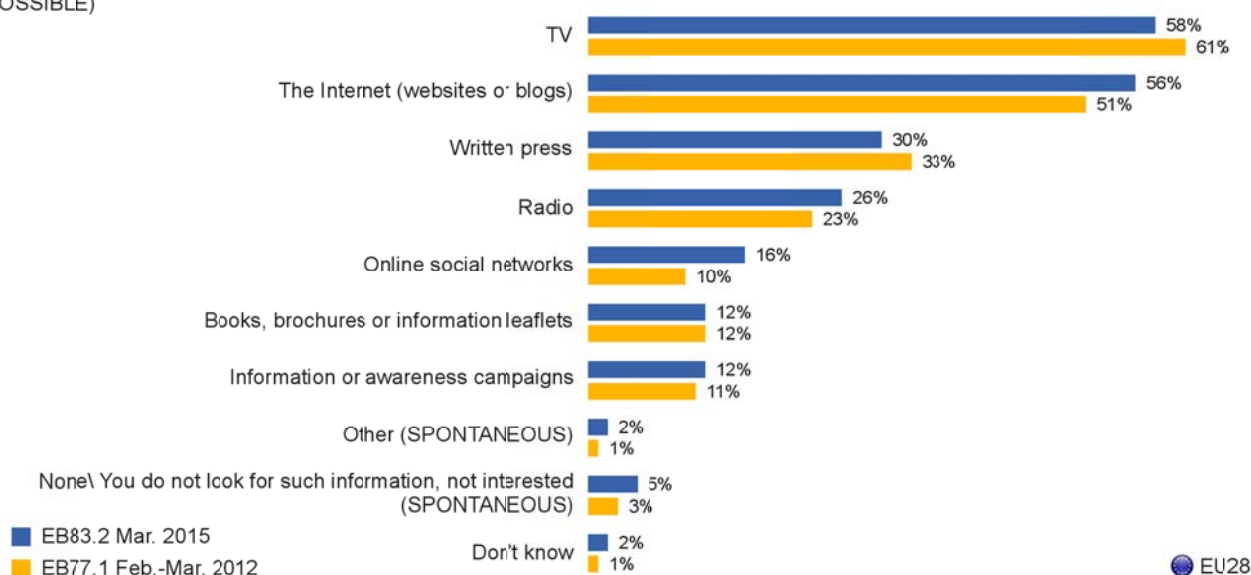
	Total aware of risk in own region	Total feel informed when travelling to other MS
EU28	55%	29%
Gender		
Man	59%	31%
Woman	52%	27%
Age		
15-24	51%	33%
25-39	54%	33%
40-54	58%	28%
55 +	57%	25%

3.2. Preferred information sources about EU civil protection policy

- TV and the Internet remain the preferred media for information about EU civil protection policy –

When asked which information sources they would use if they wanted more information about EU civil protection policy⁹, the two most favoured sources are TV (chosen by 58% of respondents) and the Internet (56%). While TV as the preferred media has seen a slight decline since 2012, the Internet has seen a corresponding increase (up 5 percentage points since the previous survey). A third (30%) say that they would make use of the press and 26% the radio. Other sources are chosen by just over one in ten respondents: online social networks (16%), books, brochures and information leaflets (12%), information/awareness campaigns (12%). Social networks have also seen a significant increase since 2012 (up 5 percentage points).

QB2. If you wanted information about EU civil protection policy, which information sources would you use? (MULTIPLE ANSWERS POSSIBLE)
































There are considerable differences between Member States in terms of channel preferences. While TV is still the preferred source of information for around seven in ten respondents in Romania (75%), Lithuania (71%), Germany (69%) and Hungary (68%), this contrasts with only 24% respondents in the UK, 37% in Ireland and 39% in Sweden, where the Internet is much more likely to be mentioned. The Internet is now the preferred medium for at least half of respondents in 20 Member States, and over eight in ten in Denmark (80%), the Netherlands (81%) and Sweden (84%). However it is only almost a third in Bulgaria (33%) and Portugal (36%). In the countries where the Internet is preferred, online social networks are also more likely to feature heavily – it is almost three in ten in the Netherlands, Denmark (both 28%) and Sweden (26%). Even in countries where the Internet is less likely to be mentioned, online social networks are mentioned by at least one in ten respondents.

⁹ QB2 If you wanted information about EU civil protection policy, which information sources would you use? The Internet (websites or blogs), Online social networks, Books, brochures or information leaflets, Written press, Radio, TV, Information or awareness campaigns, Other (SPONTANEOUS), None\ You do not look for such information, not interested (SPONTANEOUS), Don't know.

Compared with 2012, the majority of Member States have seen a decline in the those expressing a preference for TV with a decrease in 17 Member States, most notably in Cyprus (down 23 percentage points), the UK (down 17 percentage points) and Bulgaria (down 16 percentage points). However, TV is still popular and sees an increase in a few Member States including Finland (an increase of 18 percentage points). However, the Internet has seen an increase in the proportion of those who express a preference in 23 Member States, and this has increased considerably in Estonia (up 10 percentage points), Cyprus, Ireland (both up 11 percentage points) and Spain (up 13 percentage points). The other widespread increase is seen in online social networks where there has been an increase in all Member States since 2012 – an increase of up to 16 percentage points in the Netherlands and Denmark.

QB2. If you wanted information about EU civil protection policy, which information sources would you use? (MULTIPLE ANSWERS POSSIBLE)

		TV		The Internet (websites or blogs)		Written press		Radio		Online social networks		Books, brochures or information leaflets		Information or awareness campaigns	
		EB83.2	Diff. EB83.2- EB77.1	EB83.2	Diff. EB83.2- EB77.1	EB83.2	Diff. EB83.2- EB77.1	EB83.2	Diff. EB83.2- EB77.1	EB83.2	Diff. EB83.2- EB77.1	EB83.2	Diff. EB83.2- EB77.1	EB83.2	Diff. EB83.2- EB77.1
	EU28	58%	-3	56%	+5	30%	-3	26%	+3	16%	+6	12%	=	12%	+1
	BE	67%	-3	61%	+4	40%	-2	39%	+6	17%	+10	13%	-1	15%	=
	BG	67%	-16	33%	-2	17%	-9	15%	-2	14%	+8	5%	=	9%	=
	CZ	61%	-3	59%	+8	34%	-1	32%	+7	22%	+10	12%	-2	14%	+1
	DK	51%	+3	80%	-5	30%	+3	27%	+5	28%	+16	14%	-3	15%	-2
	DE	69%	+1	61%	+8	39%	-8	40%	+7	18%	+5	14%	-1	11%	+2
	EE	57%	=	65%	+10	29%	-2	38%	+4	25%	+8	10%	+2	10%	+4
	IE	37%	-10	66%	+11	19%	-13	18%	-9	21%	+13	11%	=	9%	+1
	EL	64%	-8	48%	+5	19%	-10	18%	+1	20%	+6	9%	+1	8%	+2
	ES	52%	-8	53%	+13	22%	-7	20%	-1	16%	+7	8%	+2	8%	+2
	FR	61%	-4	54%	-4	39%	-2	34%	+4	15%	+8	14%	=	16%	-2
	HR	63%	NA*	47%	NA*	30%	NA*	23%	NA*	22%	NA*	10%	NA*	11%	NA*
	IT	60%	-3	43%	+1	37%	+7	15%	+4	16%	+5	16%	+6	20%	+8
	CY	56%	-23	59%	+11	17%	-10	15%	-6	20%	+13	8%	-11	9%	-4
	LV	63%	+6	64%	+5	17%	-5	36%	+13	20%	+12	6%	+1	6%	+1
	LT	71%	+10	59%	+9	28%	-4	46%	+15	20%	+5	6%	=	7%	+2
	LU	58%	-2	67%	+1	50%	+4	42%	+9	22%	+14	20%	=	21%	+1
	HU	68%	+3	44%	+7	26%	=	24%	+2	11%	+4	7%	-3	8%	+1
	MT	47%	-8	55%	+3	17%	=	21%	+2	23%	+15	9%	=	9%	+2
	NL	64%	+14	82%	+6	42%	+5	37%	+14	28%	+16	23%	+2	18%	+2
	AT	57%	-8	44%	+7	42%	-21	42%	+1	20%	+5	17%	-3	18%	=
	PL	67%	+5	50%	+5	19%	=	28%	+12	10%	+5	8%	+1	11%	+2
	PT	67%	-6	36%	+6	32%	+6	10%	=	12%	+7	10%	+3	10%	+4
	RO	75%	=	44%	+9	23%	-2	26%	=	13%	+6	10%	-1	10%	+1
	SI	56%	-4	59%	-6	30%	+2	30%	-2	18%	+5	10%	=	6%	-1
	SK	63%	-9	50%	+5	31%	-7	32%	-3	25%	+5	8%	-13	12%	-8
	FI	57%	+18	70%	-5	46%	+19	31%	+13	22%	+12	13%	-4	19%	+7
	SE	39%	-6	84%	+5	25%	-12	27%	+2	26%	+8	28%	+3	21%	-3
	UK	24%	-17	71%	+8	14%	-10	10%	-5	12%	+1	9%	-5	5%	-2

* NA = not asked. The question was not asked in this country during the preceding survey

There are significant differences when looking at the **socio-demographic** analysis, with the most notable differences seen in age and level of education. Younger respondents aged 15-24 are more than twice as likely to prefer the Internet than those aged 55 and over (75% vs 34%) and four times as likely to prefer online social networks (28% vs 7%). Level of education shows a similar level of differentiation – 73% of those who finished education aged 20 and over prefer the Internet compared with 22% of those who finished aged 15 or under. There is also a noticeable difference in social media for these groups (18% of those who finished education aged 20 and over vs 7% of those who finished aged 15 or under).

Older respondents and those with a lower level of education are much more likely to express a preference for TV.

Those in managerial positions are more likely to express a preference for the Internet than other occupation groups, as are men (60%) compared to women (53%).

For other information sources, there are less noticeable differences.

QB2 If you wanted information about EU civil protection policy, which information sources would you use? (ROTATE – MULTIPLE ANSWERS POSSIBLE)

	TV	The Internet (websites or blogs)	Written press	Radio	Online social networks	Books, brochures or information leaflets	Information or awareness campaigns
EU28	58%	56%	30%	26%	16%	12%	12%
Gender							
Man	56%	60%	30%	26%	17%	12%	11%
Woman	60%	53%	30%	26%	15%	13%	13%
Age							
15-24	47%	75%	22%	18%	28%	14%	13%
25-39	51%	72%	24%	22%	23%	12%	13%
40-54	55%	63%	30%	26%	16%	12%	13%
55 +	67%	34%	37%	32%	7%	12%	11%
Education (End of)							
15-	70%	22%	28%	27%	7%	8%	7%
16-19	61%	54%	29%	27%	16%	10%	12%
20+	51%	73%	35%	28%	18%	16%	15%
Still studying	44%	77%	23%	16%	29%	16%	15%
Socio-professional category							
Self-employed	51%	67%	30%	25%	18%	12%	15%
Managers	48%	80%	32%	26%	19%	17%	16%
Other white collars	54%	69%	30%	22%	18%	12%	15%
Manual workers	58%	61%	27%	27%	18%	11%	10%
House persons	66%	44%	26%	25%	13%	9%	10%
Unemployed	56%	58%	23%	21%	20%	10%	11%
Retired	68%	30%	37%	33%	7%	12%	10%
Students	44%	77%	23%	16%	29%	16%	15%

CONCLUSIONS

This report has examined EU citizens' awareness of and attitudes towards EU activities in the area of civil protection.

There is widespread concern amongst EU citizens about the potential economic impact of man-made and natural disasters in their region. There is also a strong level of support for an EU coordinated approach towards disaster management given that major disasters can be overwhelming and have cross-border effects. Respondents agree that the EU needs a civil protection policy and that civil protection activities should be coordinated across the EU, with large majorities agreeing that this is more effective than actions by individual countries. There is also a widely held expectation of solidarity between Member States – if a disaster strikes, most would expect help from other EU Member States.

However, despite these perceptions, only a minority believe that enough is being done – both at national and EU level – in the area of civil protection.

Only four in ten agree that enough is being done within their region and country to prevent and prepare for disasters, and this falls to three in ten when asking about EU level.

Just over half feel aware of the level of risk in their own country, and this falls to three in ten who feel informed about the level of risk when travelling to other Member States.

To conclude, building awareness about risks and the measures in place to face them, is clearly the main challenge to address citizen's concerns about disaster management both at home and when travelling within the EU.

ANNEXES

TECHNICAL SPECIFICATIONS

SPECIAL EUROBAROMETER 433

Civil protection

TECHNICAL SPECIFICATIONS

Between the 21st and the 30th of March 2015, TNS opinion & social, a consortium created between TNS political & social, TNS UK and TNS opinion, carried out the wave 83.2 of the EUROBAROMETER survey, on request of the EUROPEAN COMMISSION, Directorate-General for Communication, "Strategy, Corporate Communication Actions and Eurobarometer" unit.

The SPECIAL EUROBAROMETER 433 is part of wave 83.2 and covers the population of the respective nationalities of the 28 European Union Member States, resident in each of the Member States and aged 15 years and over.

The basic sample design applied in all states is a multi-stage, random (probability) one. In each country, a number of sampling points was drawn with probability proportional to population size (for a total coverage of the country) and to population density.

In order to do so, the sampling points were drawn systematically from each of the "administrative regional units", after stratification by individual unit and type of area. They thus represent the whole territory of the countries surveyed according to the EUROSTAT NUTS II (or equivalent) and according to the distribution of the resident population of the respective nationalities in terms of metropolitan, urban and rural areas. In each of the selected sampling points, a starting address was drawn, at random. Further addresses (every Nth address) were selected by standard "random route" procedures, from the initial address. In each household, the respondent was drawn, at random (following the "closest birthday rule"). All interviews were conducted face-to-face in people's homes and in the appropriate national language. As far as the data capture is concerned, CAPI (*Computer Assisted Personal Interview*) was used in those countries where this technique was available.

For each country a comparison between the sample and the universe was carried out. The Universe description was derived from Eurostat population data or from national statistics offices. For all countries surveyed, a national weighting procedure, using marginal and intercellular weighting, was carried out based on this Universe description. In all countries, gender, age, region and size of locality were introduced in the iteration procedure. For international weighting (i.e. EU averages), TNS Opinion & Social applies the official population figures as provided by EUROSTAT or national statistic offices. The total population figures for input in this post-weighting procedure are listed below.

Readers are reminded that survey results are estimations, the accuracy of which, everything being equal, rests upon the sample size and upon the observed percentage. With samples of about 1,000 interviews, the real percentages vary within the following confidence limits:

Statistical Margins due to the sampling process (at the 95% level of confidence)											
<i>various sample sizes are in rows</i>						<i>various observed results are in columns</i>					
	5%	10%	15%	20%	25%	30%	35%	40%	45%	50%	
	95%	90%	85%	80%	75%	70%	65%	60%	55%	50%	
N=50	6,0	8,3	9,9	11,1	12,0	12,7	13,2	13,6	13,8	13,9	N=50
N=500	1,9	2,6	3,1	3,5	3,8	4,0	4,2	4,3	4,4	4,4	N=500
N=1000	1,4	1,9	2,2	2,5	2,7	2,8	3,0	3,0	3,1	3,1	N=1000
N=1500	1,1	1,5	1,8	2,0	2,2	2,3	2,4	2,5	2,5	2,5	N=1500
N=2000	1,0	1,3	1,6	1,8	1,9	2,0	2,1	2,1	2,2	2,2	N=2000
N=3000	0,8	1,1	1,3	1,4	1,5	1,6	1,7	1,8	1,8	1,8	N=3000
N=4000	0,7	0,9	1,1	1,2	1,3	1,4	1,5	1,5	1,5	1,5	N=4000
N=5000	0,6	0,8	1,0	1,1	1,2	1,3	1,3	1,4	1,4	1,4	N=5000
N=6000	0,6	0,8	0,9	1,0	1,1	1,2	1,2	1,2	1,3	1,3	N=6000
N=7000	0,5	0,7	0,8	0,9	1,0	1,1	1,1	1,1	1,2	1,2	N=7000
N=7500	0,5	0,7	0,8	0,9	1,0	1,0	1,1	1,1	1,1	1,1	N=7500
N=8000	0,5	0,7	0,8	0,9	0,9	1,0	1,0	1,1	1,1	1,1	N=8000
N=9000	0,5	0,6	0,7	0,8	0,9	0,9	1,0	1,0	1,0	1,0	N=9000
N=10000	0,4	0,6	0,7	0,8	0,8	0,9	0,9	1,0	1,0	1,0	N=10000
N=11000	0,4	0,6	0,7	0,7	0,8	0,9	0,9	0,9	0,9	0,9	N=11000
N=12000	0,4	0,5	0,6	0,7	0,8	0,8	0,9	0,9	0,9	0,9	N=12000
N=13000	0,4	0,5	0,6	0,7	0,7	0,8	0,8	0,8	0,9	0,9	N=13000
N=14000	0,4	0,5	0,6	0,7	0,7	0,8	0,8	0,8	0,8	0,8	N=14000
N=15000	0,3	0,5	0,6	0,6	0,7	0,7	0,8	0,8	0,8	0,8	N=15000
	5%	10%	15%	20%	25%	30%	35%	40%	45%	50%	
	95%	90%	85%	80%	75%	70%	65%	60%	55%	50%	

ABBR.	COUNTRIES	INSTITUTES	N° INTERVIEWS	DATES FIELDWORK		POPULATION 15+	PROPORTION EU28
BE	Belgium	TNS Dimarso	1.023	21/03/15	30/03/15	9.263.570	2,18%
BG	Bulgaria	TNS BBSS	1.060	21/03/15	30/03/15	6.294.563	1,48%
CZ	Czech Rep.	TNS Aisa	1.127	21/03/15	30/03/15	8.955.829	2,11%
DK	Denmark	TNS Gallup DK	1.006	21/03/15	30/03/15	4.625.032	1,09%
DE	Germany	TNS Infratest	1.562	21/03/15	30/03/15	71.283.580	16,79%
EE	Estonia	TNS Emor	1.002	21/03/15	30/03/15	1.113.355	0,26%
IE	Ireland	Behaviour & Attitudes	1.000	21/03/15	30/03/15	3.586.829	0,84%
EL	Greece	TNS ICAP	1.006	21/03/15	30/03/15	8.791.499	2,07%
ES	Spain	TNS Spain	1.018	21/03/15	30/03/15	39.506.853	9,31%
FR	France	TNS Sofres	1.006	21/03/15	30/03/15	51.668.700	12,17%
HR	Croatia	HENDAL	1.045	21/03/15	30/03/15	3.625.601	0,85%
IT	Italy	TNS Italia	1.019	21/03/15	30/03/15	51.336.889	12,09%
CY	Rep. Of Cyprus	CYMAR	500	21/03/15	30/03/15	724.084	0,17%
LV	Latvia	TNS Latvia	1.004	21/03/15	30/03/15	1.731.509	0,41%
LT	Lithuania	TNS LT	1.006	21/03/15	30/03/15	2.535.329	0,60%
LU	Luxembourg	TNS ILReS	507	21/03/15	30/03/15	445.806	0,11%
HU	Hungary	TNS Hoffmann	1.043	21/03/15	30/03/15	8.477.933	2,00%
MT	Malta	MISCO	502	21/03/15	30/03/15	360.045	0,08%
NL	Netherlands	TNS NIPO	1.038	21/03/15	30/03/15	13.901.653	3,27%
AT	Austria	ipr Umfrageforschung	1.009	21/03/15	30/03/15	7.232.497	1,70%
PL	Poland	TNS Polska	1.010	21/03/15	30/03/15	32.736.685	7,71%
PT	Portugal	TNS Portugal	1.067	21/03/15	30/03/15	8.512.269	2,01%
RO	Romania	TNS CSOP	1.044	21/03/15	30/03/15	16.880.465	3,98%
SI	Slovenia	RM PLUS	1.069	21/03/15	30/03/15	1.760.726	0,41%
SK	Slovakia	TNS Slovakia	1.008	21/03/15	30/03/15	4.580.260	1,08%
FI	Finland	TNS Gallup Oy	1.022	21/03/15	30/03/15	4.511.446	1,06%
SE	Sweden	TNS Sifo	1.077	21/03/15	30/03/15	7.944.034	1,87%
UK	United Kingdom	TNS UK	1.302	21/03/15	30/03/15	52.104.731	12,27%
TOTAL EU28			28.082	21/03/15	30/03/15	424.491.772	100%*

* It should be noted that the total percentage shown in this table may exceed 100% due to rounding

QUESTIONNAIRE

B. CIVIL PROTECTION

I would like to ask you a few questions about disasters and civil protection. Civil protection means preparing for natural and man-made disasters and responding when they happen. Disasters mean natural disasters like earthquakes and floods, as well as man-made disasters like industrial accidents.

QB1: ROTATE ITEMS 1 TO 5

QB1 Please tell me to what extent you agree or disagree with each of the following statements.

(SHOW SCREEN – READ OUT – ONE ANSWER PER LINE)

		Totally agree	Tend to agree	Tend to disagree	Totally disagree	DK
1	Coordinated EU action in dealing with disasters is more effective than actions by individual countries	1	2	3	4	5
2	(OUR COUNTRY) has sufficient means to deal with all major disasters on its own	1	2	3	4	5
3	The EU needs a civil protection policy because major disasters can have cross-border effects	1	2	3	4	5
4	If a disaster happens in (OUR COUNTRY), you would expect other EU countries to provide help	1	2	3	4	5
5	The EU should help any country worldwide hit by disasters in a coordinated manner by sending experts and equipment to affected areas	1	2	3	4	5

EB77.1 QB4 TREND MODIFIED

QB2: ROTATE ANSWERS 1 TO 7

QB2: CODE 9 IS EXCLUSIVE

QB2: CODE 10 IS EXCLUSIVE

QB2 If you wanted information about EU civil protection policy, which information sources would you use?

(SHOW ECRAN – READ OUT – MULTIPLE ANSWERS POSSIBLE)

The Internet (websites or blogs)	1,
Online social networks	2,
Books, brochures or information leaflets	3,
Written press	4,
Radio	5,
TV	6,
Information or awareness campaigns	7,
Other (SP.)	8,
None\ You do not look for such information, not interested (SP.)	9
DK	10

EB77.1 QB6

QB3 To what extent are you aware or not of the risk of disaster in your region?*(READ OUT – ONE ANSWER ONLY)*

Fully aware	1
Fairly aware	2
Fairly unaware	3
Totally unaware	4
It depends on the nature of the disaster (SP.)	5
DK	6

*NEW***QB4 Do you feel sufficiently informed about disaster risks when you travel to another country in the EU?***(ONE ANSWER ONLY)*

Yes	1
No	2
It depends on the country (SP.)	3
DK	4

*NEW***QB5 Do you think enough is being done to prevent or prepare for disasters in...?***(SHOW SCREEN – READ OUT – ONE ANSWER PER LINE)*

		Yes	No	DK
1	Your region	1	2	3
2	(OUR COUNTRY)	1	2	3
3	The European Union	1	2	3

*NEW***QB6 Do you think that natural or man-made disasters in your region could have a negative impact on the economic situation there?***(ONE ANSWER ONLY)*

Yes	1
No	2
It depends on the nature of the disaster (SP.)	3
DK	4

NEW

TABLES

QB1.1 Pouvez-vous me dire dans quelle mesure vous êtes d'accord ou pas d'accord avec chacune des propositions suivantes. (ROTATION)




























Une action coordonnée au niveau de l'UE pour répondre aux catastrophes est plus efficace que des actions menées par les pays individuellement

QB1.1 Please tell me to what extent you agree or disagree with each of the following statements. (ROTATE)

Coordinated EU action in dealing with disasters is more effective than actions by individual countries

QB1.1 Bitte sagen Sie mir, inwieweit Sie den folgenden Aussagen zustimmen oder nicht zustimmen. (ROTIEREN)

Beim Umgang mit Katastrophen sind koordinierte EU-Maßnahmen effektiver als Maßnahmen einzelner Länder

		Tout à fait d'accord		Plutôt d'accord		Plutôt pas d'accord		Pas du tout d'accord		NSP	
		Totally agree		Tend to agree		Tend to disagree		Totally disagree		DK	
		Stimme voll und ganz zu		Stimme eher zu		Stimme eher nicht zu		Stimme überhaupt nicht zu		WN	
%		EB 83.2	Diff. EB 77.1	EB 83.2	Diff. EB 77.1	EB 83.2	Diff. EB 77.1	EB 83.2	Diff. EB 77.1	EB 83.2	Diff. EB 77.1
	EU 28	42	0	38	-2	10	0	4	1	6	1
	BE	44	-2	41	-1	11	1	2	1	2	1
	BG	52	0	31	-4	5	0	4	3	8	1
	CZ	32	5	41	-10	17	4	3	1	7	0
	DK	43	-5	36	0	11	0	2	0	8	5
	DE	47	-3	35	3	9	-3	4	1	5	2
	EE	38	0	43	0	9	-1	3	1	7	0
	IE	49	13	36	-10	8	2	3	0	4	-5
	EL	55	4	35	-5	7	1	2	1	1	-1
	ES	58	7	26	-7	6	-1	4	1	6	0
	FR	40	-3	39	0	11	0	3	1	7	2
	HR	44		40		8		2		6	
	IT	35	1	45	-3	10	1	3	0	7	1
	CY	57	-19	27	7	8	6	3	2	5	4
	LV	39	-6	44	7	8	0	2	-1	7	0
	LT	40	-3	42	-1	9	2	3	2	6	0
	LU	58	12	31	-7	6	-6	2	1	3	0
	HU	39	-1	42	-2	12	2	4	1	3	0
	MT	64	13	27	-7	3	-3	3	2	3	-5
	NL	41	-2	36	0	15	1	4	0	4	1
	AT	35	3	39	-7	14	0	7	4	5	0
	PL	33	-6	45	0	12	4	3	2	7	0
	PT	44	8	45	-5	6	-1	1	-1	4	-1
	RO	39	3	36	-3	10	-1	5	1	10	0
	SI	37	-12	36	0	13	4	4	2	10	6
	SK	29	-10	48	1	13	4	5	4	5	1
	FI	38	10	39	-12	13	-2	5	1	5	3
	SE	46	1	37	0	10	-1	3	0	4	0
	UK	40	5	40	-1	10	-2	4	0	6	-2






























QB1.1 Pouvez-vous me dire dans quelle mesure vous êtes d'accord ou pas d'accord avec chacune des propositions suivantes. (ROTATION)
 Une action coordonnée au niveau de l'UE pour répondre aux catastrophes est plus efficace que des actions menées par les pays individuellement

QB1.1 Please tell me to what extent you agree or disagree with each of the following statements.
 (ROTATE)

Coordinated EU action in dealing with disasters is more effective than actions by individual countries

QB1.1 Bitte sagen Sie mir, inwieweit Sie den folgenden Aussagen zustimmen oder nicht zustimmen.
 (ROTIEREN)

Beim Umgang mit Katastrophen sind koordinierte EU-Maßnahmen effektiver als Maßnahmen einzelner Länder

		Total 'D'accord'		Total 'Pas d'accord'	
		Total 'Agree'		Total 'Disagree'	
		Gesamt 'Stimme zu'		Gesamt 'Stimme nicht zu'	
%		EB 83.2	Diff. EB 77.1	EB 83.2	Diff. EB 77.1
	EU 28	80	-2	14	1
	BE	85	-3	13	2
	BG	83	-4	9	3
	CZ	73	-5	20	5
	DK	79	-5	13	0
	DE	82	0	13	-2
	EE	81	0	12	0
	IE	85	3	11	2
	EL	90	-1	9	2
	ES	84	0	10	0
	FR	79	-3	14	1
	HR	84		10	
	IT	80	-2	13	1
	CY	84	-12	11	8
	LV	83	1	10	-1
	LT	82	-4	12	4
	LU	89	5	8	-5
	HU	81	-3	16	3
	MT	91	6	6	-1
	NL	77	-2	19	1
	AT	74	-4	21	4
	PL	78	-6	15	6
	PT	89	3	7	-2
	RO	75	0	15	0
	SI	73	-12	17	6
	SK	77	-9	18	8
	FI	77	-2	18	-1
	SE	83	1	13	-1
	UK	80	4	14	-2

QB1.2 Pouvez-vous me dire dans quelle mesure vous êtes d'accord ou pas d'accord avec chacune des propositions suivantes. (ROTATION)

(NOTRE PAYS) dispose de moyens suffisants pour faire face seul à toutes les catastrophes majeures

QB1.2 Please tell me to what extent you agree or disagree with each of the following statements.






























(ROTATE)

(OUR COUNTRY) has sufficient means to deal with all major disasters on its own

QB1.2 Bitte sagen Sie mir, inwieweit Sie den folgenden Aussagen zustimmen oder nicht zustimmen.

(ROTIEREN)

(UNSER LAND) verfügt über ausreichende Mittel, um mit sämtlichen großen Katastrophen selbst fertig zu werden

		Tout à fait d'accord	Plutôt d'accord	Plutôt pas d'accord	Pas du tout d'accord	NSP
		Totally agree	Tend to agree	Tend to disagree	Totally disagree	DK
		Stimme voll und ganz zu	Stimme eher zu	Stimme eher nicht zu	Stimme überhaupt nicht zu	WN
%		EB 83.2	EB 83.2	EB 83.2	EB 83.2	EB 83.2
	EU 28	11	26	35	23	5
	BE	5	16	45	31	3
	BG	7	11	22	55	5
	CZ	11	28	40	16	5
	DK	13	26	32	24	5
	DE	12	30	39	12	7
	EE	2	12	40	43	3
	IE	6	17	30	42	5
	EL	14	21	34	30	1
	ES	14	21	30	25	10
	FR	6	27	39	24	4
	HR	6	18	37	36	3
	IT	13	29	30	24	4
	CY	3	12	26	57	2
	LV	4	6	38	48	4
	LT	3	9	42	44	2
	LU	4	10	32	45	9
	HU	14	33	30	21	2
	MT	3	9	28	57	3
	NL	12	37	37	8	6
	AT	17	30	37	12	4
	PL	11	24	36	24	5
	PT	7	24	35	31	3
	RO	10	17	32	36	5
	SI	4	15	36	39	6
	SK	6	16	33	40	5
	FI	8	25	41	23	3
	SE	4	24	40	29	3
	UK	11	33	34	16	6

QB1.2 Pouvez-vous me dire dans quelle mesure vous êtes d'accord ou pas d'accord avec chacune des propositions suivantes. (ROTATION)






























(NOTRE PAYS) dispose de moyens suffisants pour faire face seul à toutes les catastrophes majeures

QB1.2 Please tell me to what extent you agree or disagree with each of the following statements. (ROTATE)

(OUR COUNTRY) has sufficient means to deal with all major disasters on its own

QB1.2 Bitte sagen Sie mir, inwieweit Sie den folgenden Aussagen zustimmen oder nicht zustimmen. (ROTIEREN)

(UNSER LAND) verfügt über ausreichende Mittel, um mit sämtlichen großen Katastrophen selbst fertig zu werden

		Total 'D'accord'	Total 'Pas d'accord'
		Total 'Agree'	Total 'Disagree'
		Gesamt 'Stimme zu'	Gesamt 'Stimme nicht zu'
		EB 83.2	EB 83.2
	EU 28	37	58
	BE	21	76
	BG	18	77
	CZ	39	56
	DK	39	56
	DE	42	51
	EE	14	83
	IE	23	72
	EL	35	64
	ES	35	55
	FR	33	63
	HR	24	73
	IT	42	54
	CY	15	83
	LV	10	86
	LT	12	86
	LU	14	77
	HU	47	51
	MT	12	85
	NL	49	45
	AT	47	49
	PL	35	60
	PT	31	66
	RO	27	68
	SI	19	75
	SK	22	73
	FI	33	64
	SE	28	69
	UK	44	50

QB1.3 Pouvez-vous me dire dans quelle mesure vous êtes d'accord ou pas d'accord avec chacune des propositions suivantes. (ROTATION)






























L'UE a besoin d'une politique de protection civile parce que les catastrophes majeures peuvent avoir des effets transfrontaliers

QB1.3 Please tell me to what extent you agree or disagree with each of the following statements. (ROTATE)

The EU needs a civil protection policy because major disasters can have cross-border effects

QB1.3 Bitte sagen Sie mir, inwieweit Sie den folgenden Aussagen zustimmen oder nicht zustimmen. (ROTIEREN)

Die EU braucht eine Katastrophenschutzpolitik, da große Katastrophen grenzüberschreitende Auswirkungen haben können

		Tout à fait d'accord		Plutôt d'accord		Plutôt pas d'accord		Pas du tout d'accord		NSP	
		Totally agree		Tend to agree		Tend to disagree		Totally disagree		DK	
		Stimme voll und ganz zu		Stimme eher zu		Stimme eher nicht zu		Stimme überhaupt nicht zu		WN	
%		EB 83.2	Diff. EB 77.1	EB 83.2	Diff. EB 77.1	EB 83.2	Diff. EB 77.1	EB 83.2	Diff. EB 77.1	EB 83.2	Diff. EB 77.1
	EU 28	46	-2	42	1	5	0	2	1	5	0
	BE	42	-12	48	9	7	2	1	0	2	1
	BG	57	-9	32	3	3	2	1	1	7	3
	CZ	44	9	44	-8	7	1	1	0	4	-2
	DK	48	-17	39	11	6	2	2	1	5	3
	DE	57	-9	33	6	5	0	2	1	3	2
	EE	38	-7	46	3	4	-1	2	1	10	4
	IE	51	9	39	-6	4	1	1	1	5	-5
	EL	54	7	41	-5	4	0	0	-1	1	-1
	ES	59	6	30	-5	2	-2	1	1	8	0
	FR	39	-10	48	5	5	2	1	1	7	2
	HR	47		43		6		1		3	
	IT	40	7	46	-5	7	0	2	1	5	-3
	CY	60	-21	32	16	2	1	1	1	5	3
	LV	46	-6	43	3	4	0	1	0	6	3
	LT	44	-6	43	3	5	1	2	1	6	1
	LU	54	1	39	-1	5	2	1	1	1	-3
	HU	49	-3	42	1	6	2	1	0	2	0
	MT	60	9	33	-3	2	0	1	1	4	-7
	NL	40	-13	48	10	6	0	2	1	4	2
	AT	42	0	44	1	8	-3	3	1	3	1
	PL	37	-3	50	2	6	2	1	0	6	-1
	PT	42	3	52	1	3	-2	1	1	2	-3
	RO	41	4	37	-5	7	-1	3	1	12	1
	SI	58	-3	28	-5	4	1	2	1	8	6
	SK	40	-11	46	2	8	5	2	2	4	2
	FI	57	8	34	-11	5	1	1	0	3	2
	SE	61	-4	33	4	3	0	1	0	2	0
	UK	38	-3	47	2	7	1	2	-1	6	1






























QB1.3 Pouvez-vous me dire dans quelle mesure vous êtes d'accord ou pas d'accord avec chacune des propositions suivantes. (ROTATION)
L'UE a besoin d'une politique de protection civile parce que les catastrophes majeures peuvent avoir des effets transfrontaliers

QB1.3 Please tell me to what extent you agree or disagree with each of the following statements.
(ROTATE)

The EU needs a civil protection policy because major disasters can have cross-border effects

QB1.3 Bitte sagen Sie mir, inwieweit Sie den folgenden Aussagen zustimmen oder nicht zustimmen.
(ROTIEREN)

Die EU braucht eine Katastrophenschutzpolitik, da große Katastrophen grenzüberschreitende Auswirkungen haben können

		Total 'D'accord'		Total 'Pas d'accord'	
		Total 'Agree'		Total 'Disagree'	
		Gesamt 'Stimme zu'		Gesamt 'Stimme nicht zu'	
%		EB 83.2	Diff. EB 77.1	EB 83.2	Diff. EB 77.1
	EU 28	88	-1	7	1
	BE	90	-3	8	2
	BG	89	-6	4	3
	CZ	88	1	8	1
	DK	87	-6	8	3
	DE	90	-3	7	1
	EE	84	-4	6	0
	IE	90	3	5	2
	EL	95	2	4	-1
	ES	89	1	3	-1
	FR	87	-5	6	3
	HR	90		7	
	IT	86	2	9	1
	CY	92	-5	3	2
	LV	89	-3	5	0
	LT	87	-3	7	2
	LU	93	0	6	3
	HU	91	-2	7	2
	MT	93	6	3	1
	NL	88	-3	8	1
	AT	86	1	11	-2
	PL	87	-1	7	2
	PT	94	4	4	-1
	RO	78	-1	10	0
	SI	86	-8	6	2
	SK	86	-9	10	7
	FI	91	-3	6	1
	SE	94	0	4	0
	UK	85	-1	9	0

QB1.4 Pouvez-vous me dire dans quelle mesure vous êtes d'accord ou pas d'accord avec chacune des propositions suivantes. (ROTATION)






























Si une catastrophe avait lieu en (NOTRE PAYS), vous vous attendriez à ce que les autres pays de l'UE apportent de l'aide

QB1.4 Please tell me to what extent you agree or disagree with each of the following statements. (ROTATE)

If a disaster happens in (OUR COUNTRY), you would expect other EU countries to provide help

QB1.4 Bitte sagen Sie mir, inwieweit Sie den folgenden Aussagen zustimmen oder nicht zustimmen. (ROTIEREN)

Wenn sich in (UNSER LAND) eine Katastrophe ereignet, würden Sie erwarten, dass andere EU-Länder helfen

		Tout à fait d'accord	Plutôt d'accord	Plutôt pas d'accord	Pas du tout d'accord	NSP
		Totally agree	Tend to agree	Tend to disagree	Totally disagree	DK
		Stimme voll und ganz zu	Stimme eher zu	Stimme eher nicht zu	Stimme überhaupt nicht zu	WN
%		EB 83.2	EB 83.2	EB 83.2	EB 83.2	EB 83.2
	EU 28	57	33	6	2	2
	BE	56	38	5	1	0
	BG	46	33	10	6	5
	CZ	48	42	7	1	2
	DK	62	29	5	2	2
	DE	70	24	4	2	0
	EE	58	36	3	2	1
	IE	70	26	3	0	1
	EL	52	38	7	3	0
	ES	69	21	5	2	3
	FR	57	35	5	1	2
	HR	56	35	6	2	1
	IT	40	45	9	3	3
	CY	52	26	10	10	2
	LV	48	38	8	3	3
	LT	44	41	9	3	3
	LU	75	22	2	1	0
	HU	45	39	12	3	1
	MT	84	14	1	0	1
	NL	66	30	2	1	1
	AT	59	35	5	1	0
	PL	46	40	8	4	2
	PT	50	43	4	2	1
	RO	53	34	5	4	4
	SI	63	28	2	1	6
	SK	51	38	7	2	2
	FI	63	30	4	2	1
	SE	64	28	5	2	1
	UK	58	31	7	3	1

QB1.4 Pouvez-vous me dire dans quelle mesure vous êtes d'accord ou pas d'accord avec chacune des propositions suivantes. (ROTATION)






























Si une catastrophe avait lieu en (NOTRE PAYS), vous vous attendriez à ce que les autres pays de l'UE apportent de l'aide

QB1.4 Please tell me to what extent you agree or disagree with each of the following statements. (ROTATE)

If a disaster happens in (OUR COUNTRY), you would expect other EU countries to provide help

QB1.4 Bitte sagen Sie mir, inwieweit Sie den folgenden Aussagen zustimmen oder nicht zustimmen. (ROTIEREN)

Wenn sich in (UNSER LAND) eine Katastrophe ereignet, würden Sie erwarten, dass andere EU-Länder helfen

		Total 'D'accord'	Total 'Pas d'accord'
		Total 'Agree'	Total 'Disagree'
		Gesamt 'Stimme zu'	Gesamt 'Stimme nicht zu'
		EB 83.2	EB 83.2
	EU 28	90	8
	BE	94	6
	BG	79	16
	CZ	90	8
	DK	91	7
	DE	94	6
	EE	94	5
	IE	96	3
	EL	90	10
	ES	90	7
	FR	92	6
	HR	91	8
	IT	85	12
	CY	78	20
	LV	86	11
	LT	85	12
	LU	97	3
	HU	84	15
	MT	98	1
	NL	96	3
	AT	94	6
	PL	86	12
	PT	93	6
	RO	87	9
	SI	91	3
	SK	89	9
	FI	93	6
	SE	92	7
	UK	89	10



























QB1.5 Pouvez-vous me dire dans quelle mesure vous êtes d'accord ou pas d'accord avec chacune des propositions suivantes. (ROTATION)
L'UE devrait aider tout pays touché par une catastrophe partout dans le monde de manière coordonnée en envoyant des experts et de l'équipement dans les zones touchées

QB1.5 Please tell me to what extent you agree or disagree with each of the following statements.
(ROTATE)

The EU should help any country worldwide hit by disasters in a coordinated manner by sending experts and equipment to affected areas

QB1.5 Bitte sagen Sie mir, inwieweit Sie den folgenden Aussagen zustimmen oder nicht zustimmen.
(ROTIEREN)

Die EU sollte weltweit jedem von Katastrophen betroffenen Land in koordinierter Weise durch die Entsendung von Experten und Ausrüstung in die betroffenen Gebiete helfen

		Tout à fait d'accord		Plutôt d'accord		Plutôt pas d'accord		Pas du tout d'accord		NSP	
		Totally agree		Tend to agree		Tend to disagree		Totally disagree		DK	
		Stimme voll und ganz zu		Stimme eher zu		Stimme eher nicht zu		Stimme überhaupt nicht zu		WN	
%		EB 83.2	Diff. EB 77.1	EB 83.2	Diff. EB 77.1	EB 83.2	Diff. EB 77.1	EB 83.2	Diff. EB 77.1	EB 83.2	Diff. EB 77.1
	EU 28	49	-1	38	-1	8	2	2	0	3	0
	BE	46	5	41	-2	12	0	1	-2	0	-1
	BG	48	-3	37	3	8	1	2	1	5	-2
	CZ	40	-1	45	-2	9	2	3	0	3	1
	DK	57	-5	29	3	8	0	3	0	3	2
	DE	56	-6	34	5	7	1	2	0	1	0
	EE	39	-2	46	1	9	0	2	-1	4	2
	IE	56	12	34	-11	7	4	2	1	1	-6
	EL	61	4	34	-4	4	1	0	-1	1	0
	ES	69	13	24	-10	4	0	1	-1	2	-2
	FR	42	-4	44	2	8	1	3	0	3	1
	HR	52		39		5		2		2	
	IT	33	-5	44	-4	15	7	3	1	5	1
	CY	72	-1	22	1	2	-2	3	2	1	0
	LV	45	-11	42	7	9	4	2	0	2	0
	LT	49	2	41	-2	6	0	1	0	3	0
	LU	51	-1	39	1	6	-1	3	1	1	0
	HU	45	0	42	-3	10	2	1	0	2	1
	MT	60	4	32	-3	4	0	2	1	2	-2
	NL	46	-4	39	8	10	-3	3	-2	2	1
	AT	43	4	42	-4	9	-1	5	3	1	-2
	PL	38	-4	45	-2	10	5	3	2	4	-1
	PT	43	-1	48	1	6	0	2	2	1	-2
	RO	53	13	34	-6	6	-1	3	0	4	-6
	SI	52	-7	34	0	5	0	2	1	7	6
	SK	38	-8	45	0	11	5	3	2	3	1
	FI	46	8	42	-10	8	0	3	2	1	0
	SE	64	-6	27	4	6	1	2	1	1	0
	UK	50	-3	37	0	7	2	3	0	3	1

QB1.5 Pouvez-vous me dire dans quelle mesure vous êtes d'accord ou pas d'accord avec chacune des propositions suivantes. (ROTATION)






























L'UE devrait aider tout pays touché par une catastrophe partout dans le monde de manière coordonnée en envoyant des experts et de l'équipement dans les zones touchées

QB1.5 Please tell me to what extent you agree or disagree with each of the following statements. (ROTATE)

The EU should help any country worldwide hit by disasters in a coordinated manner by sending experts and equipment to affected areas

QB1.5 Bitte sagen Sie mir, inwieweit Sie den folgenden Aussagen zustimmen oder nicht zustimmen. (ROTIEREN)






























Die EU sollte weltweit jedem von Katastrophen betroffenen Land in koordinierter Weise durch die Entsendung von Experten und Ausrüstung in die betroffenen Gebiete helfen

		Total 'D'accord'		Total 'Pas d'accord'	
		Total 'Agree'		Total 'Disagree'	
		Gesamt 'Stimme zu'		Gesamt 'Stimme nicht zu'	
		EB 83.2	Diff. EB 77.1	EB 83.2	Diff. EB 77.1
	EU 28	87	-2	10	2
	BE	87	3	13	-2
	BG	85	0	10	2
	CZ	85	-3	12	2
	DK	86	-2	11	0
	DE	90	-1	9	1
	EE	85	-1	11	-1
	IE	90	1	9	5
	EL	95	0	4	0
	ES	93	3	5	-1
	FR	86	-2	11	1
	HR	91		7	
	IT	77	-9	18	8
	CY	94	0	5	0
	LV	87	-4	11	4
	LT	90	0	7	0
	LU	90	0	9	0
	HU	87	-3	11	2
	MT	92	1	6	1
	NL	85	4	13	-5
	AT	85	0	14	2
	PL	83	-6	13	7
	PT	91	0	8	2
	RO	87	7	9	-1
	SI	86	-7	7	1
	SK	83	-8	14	7
	FI	88	-2	11	2
	SE	91	-2	8	2
	UK	87	-3	10	2

QB2 Si vous vouliez de l'information au sujet de la politique de protection civile de l'UE, quelles sources d'information utiliseriez-vous ? (ROTATION – PLUSIEURS REPONSES POSSIBLES)

QB2 If you wanted information about EU civil protection policy, which information sources would you use? (ROTATE – MULTIPLE ANSWERS POSSIBLE)






























QB2 Welche Informationsquellen würden Sie nutzen, wenn Sie sich Informationen über die Katastrophenschutzpolitik der EU beschaffen wollen würden? (ROTIEREN – MEHRFACHNENNUNGEN MÖGLICH)

		Internet (sites web ou blogs)		Les réseaux sociaux en ligne		Des livres, brochures ou fiches d'information		La presse écrite		La radio		La télévision	
		The Internet (websites or blogs)		Online social networks		Books, brochures or information leaflets		Written press		Radio		TV	
		Das Internet (Webseiten oder Blogs)		Soziale Netzwerke im Internet		Bücher, Broschüren oder Informationsblätter		Printmedien		Radio		Fernsehen	
%		EB 83.2	Diff. EB 77.1	EB 83.2	Diff. EB 77.1	EB 83.2	Diff. EB 77.1	EB 83.2	Diff. EB 77.1	EB 83.2	Diff. EB 77.1	EB 83.2	Diff. EB 77.1
	EU 28	56	5	16	6	12	0	30	-3	26	3	58	-3
	BE	61	4	17	10	13	-1	40	-2	39	6	67	-3
	BG	33	-2	14	8	5	0	17	-9	15	-2	67	-16
	CZ	59	8	22	10	12	-2	34	-1	32	7	61	-3
	DK	80	-5	28	16	14	-3	30	3	27	5	51	3
	DE	61	8	18	5	14	-1	39	-8	40	7	69	1
	EE	65	10	25	8	10	2	29	-2	38	4	57	0
	IE	66	11	21	13	11	0	19	-13	18	-9	37	-10
	EL	48	5	20	6	9	1	19	-10	18	1	64	-8
	ES	53	13	16	7	8	2	22	-7	20	-1	52	-8
	FR	54	-4	15	8	14	0	39	-2	34	4	61	-4
	HR	47		22		10		30		23		63	
	IT	43	1	16	5	16	6	37	7	15	4	60	-3
	CY	59	11	20	13	8	-11	17	-10	15	-6	56	-23
	LV	64	5	20	12	6	1	17	-5	36	13	63	6
	LT	59	9	20	5	6	0	28	-4	46	15	71	10
	LU	67	1	22	14	20	0	50	4	42	9	58	-2
	HU	44	7	11	4	7	-3	26	0	24	2	68	3
	MT	55	3	23	15	9	0	17	0	21	2	47	-8
	NL	82	6	28	16	23	2	42	5	37	14	64	14
	AT	44	7	20	5	17	-3	42	-21	42	1	57	-8
	PL	50	5	10	5	8	1	19	0	28	12	67	5
	PT	36	6	12	7	10	3	32	6	10	0	67	-6
	RO	44	9	13	6	10	-1	23	-2	26	0	75	0
	SI	59	-6	18	5	10	0	30	2	30	-2	56	-4
	SK	50	5	25	5	8	-13	31	-7	32	-3	63	-9
	FI	70	-5	22	12	13	-4	46	19	31	13	57	18
	SE	84	5	26	8	28	3	25	-12	27	2	39	-6
	UK	71	8	12	1	9	-5	14	-10	10	-5	24	-17

QB2 Si vous vouliez de l'information au sujet de la politique de protection civile de l'UE, quelles sources d'information utiliserez-vous ? (ROTATION – PLUSIEURS REPONSES POSSIBLES)

QB2 If you wanted information about EU civil protection policy, which information sources would you use? (ROTATE – MULTIPLE ANSWERS POSSIBLE)






























QB2 Welche Informationsquellen würden Sie nutzen, wenn Sie sich Informationen über die Katastrophenschutzpolitik der EU beschaffen wollen würden? (ROTIEREN – MEHRFACHNENNUNGEN MÖGLICH)

		Les campagne d'information ou de sensibilisation		Autre (SPONTANE)		Aucun\ Vous ne cherchez pas ce type d'information, pas intéressé (SPONTANE)		NSP	
		Information or awareness campaigns		Other (SPONTANEOUS)		None\ You do not look for such information, not interested (SPONTANEOUS)		DK	
%		Informations- oder Aufklärungskampagnen		Sonstige (SPONTAN)		Keine davon / Möchte diesbezüglich keine Information / kein Interesse (SPONTAN)		WN	
		EB 83.2	Diff. EB 77.1	EB 83.2	Diff. EB 77.1	EB 83.2	Diff. EB 77.1	EB 83.2	Diff. EB 77.1
	EU 28	12	1	2	1	5	2	2	1
	BE	15	0	1	0	3	1	0	0
	BG	9	0	0	0	14	11	2	-1
	CZ	14	1	2	2	4	-1	1	0
	DK	15	-2	4	3	1	0	0	0
	DE	11	2	4	4	4	2	1	1
	EE	10	4	2	2	8	4	1	0
	IE	9	1	3	1	2	-6	1	-1
	EL	8	2	5	5	6	3	0	0
	ES	8	2	3	3	5	4	1	0
	FR	16	-2	2	1	2	1	1	0
	HR	11		2		3		2	
	IT	20	8	3	2	6	2	3	2
	CY	9	-4	2	2	5	5	1	1
	LV	6	1	3	2	2	-1	1	0
	LT	7	2	1	0	2	-1	1	0
	LU	21	1	5	3	0	-1	0	0
	HU	8	1	1	1	7	-4	0	-1
	MT	9	2	2	2	6	1	1	1
	NL	18	2	2	1	1	0	0	0
	AT	18	0	6	3	6	0	2	1
	PL	11	2	1	1	6	2	3	1
	PT	10	4	2	1	8	2	1	0
	RO	10	1	2	1	5	0	1	-2
	SI	6	-1	5	2	10	7	0	-1
	SK	12	-8	1	1	7	5	2	2
	FI	19	7	2	2	0	-1	1	1
	SE	21	-3	4	4	1	0	0	0
	UK	5	-2	1	0	6	2	3	1

QB3 Dans quelle mesure avez-vous conscience ou pas du risque de catastrophe dans votre région ?

QB3 To what extent are you aware or not of the risk of disaster in your region?






























QB3 Inwieweit sind Sie sich des Katastrophenrisikos in Ihrer Region bewusst oder nicht bewusst?

		Pleinement conscience	Plutôt bien	Plutôt mal	Pas du tout conscience	Cela dépend du type de catastrophe (SPONTANE) It depends on the nature of the disaster (SPONTANEOUS) Es kommt auf die Art der Katastrophe an (SPONTAN)	NSP
		Fully aware	Fairly aware	Fairly unaware	Totally unaware		DK
		Voll und ganz bewusst	Eher bewusst	Eher nicht bewusst	Überhaupt nicht bewusst		WN
%		EB 83.2	EB 83.2	EB 83.2	EB 83.2	EB 83.2	EB 83.2
	EU 28	14	41	28	12	3	2
	BE	16	42	26	13	2	1
	BG	11	39	28	16	4	2
	CZ	16	36	31	13	3	1
	DK	20	36	35	7	1	1
	DE	15	34	31	11	7	2
	EE	6	39	33	13	5	4
	IE	17	39	20	19	3	2
	EL	5	44	31	18	2	0
	ES	4	25	41	29	1	0
	FR	19	44	27	8	0	2
	HR	24	49	17	7	1	2
	IT	12	50	23	7	5	3
	CY	13	41	22	23	0	1
	LV	8	32	33	24	1	2
	LT	8	35	40	14	1	2
	LU	26	47	21	5	1	0
	HU	15	50	19	11	4	1
	MT	18	37	29	13	0	3
	NL	17	43	32	8	0	0
	AT	23	48	18	5	5	1
	PL	14	51	22	3	4	6
	PT	9	51	24	9	5	2
	RO	26	51	16	3	2	2
	SI	35	46	10	5	2	2
	SK	5	31	40	18	4	2
	FI	12	45	35	6	1	1
	SE	11	56	27	5	1	0
	UK	14	40	25	17	3	1

QB3 Dans quelle mesure avez-vous conscience ou pas du risque de catastrophe dans votre région ?

QB3 To what extent are you aware or not of the risk of disaster in your region?






























QB3 Inwieweit sind Sie sich des Katastrophenrisikos in Ihrer Region bewusst oder nicht bewusst?

		Total 'A conscience'	Total 'N'a pas conscience'
		Total 'Is aware'	Total 'Is unaware'
		Gesamt 'Ist sich bewusst'	Gesamt 'Ist sich nicht bewusst'
%		EB 83.2	EB 83.2
	EU 28	55	40
	BE	58	39
	BG	50	44
	CZ	52	44
	DK	56	42
	DE	49	42
	EE	45	46
	IE	56	39
	EL	49	49
	ES	29	70
	FR	63	35
	HR	73	24
	IT	62	30
	CY	54	45
	LV	40	57
	LT	43	54
	LU	73	26
	HU	65	30
	MT	55	42
	NL	60	40
	AT	71	23
	PL	65	25
	PT	60	33
	RO	77	19
	SI	81	15
	SK	36	58
	FI	57	41
	SE	67	32
	UK	54	42

QB4 Vous sentez-vous suffisamment informé(e) sur les risques de catastrophe lorsque vous voyagez dans un autre pays de l'UE ?

QB4 Do you feel sufficiently informed about disaster risks when you travel to another country in the EU?

QB4 Haben Sie das Gefühl, ausreichend über Katastrophenrisiken informiert zu sein, wenn Sie in ein anderes EU-Land reisen?

		Oui	Non	Cela dépend du pays (SPONTANE)	NSP
		Yes	No	It depends on the country (SPONTANEOUS)	DK
		Ja	Nein	Es kommt auf das Land an (SPONTAN)	WN
%		EB 83.2	EB 83.2	EB 83.2	EB 83.2
 EU 28		29	57	7	7
 BE		27	61	8	4
 BG		19	61	9	11
 CZ		41	50	4	5
 DK		58	35	2	5
 DE		18	53	24	5
 EE		29	53	10	8
 IE		40	54	4	2
 EL		22	68	5	5
 ES		20	71	1	8
 FR		25	62	0	13
 HR		42	51	2	5
 IT		19	69	7	5
 CY		35	59	2	4
 LV		33	57	2	8
 LT		34	47	3	16
 LU		37	58	4	1
 HU		35	53	7	5
 MT		45	51	1	3
 NL		40	56	1	3
 AT		33	54	11	2
 PL		37	44	4	15
 PT		33	54	6	7
 RO		34	57	2	7
 SI		41	46	6	7
 SK		28	60	6	6
 FI		36	59	2	3
 SE		43	55	1	1
 UK		46	44	4	6

QB5.1 Pensez-vous qu'on en fasse assez pour prévenir ou se préparer aux catastrophes ... ?






























Votre région

QB5.1 Do you think enough is being done to prevent or prepare for disasters in...?

Your region

QB5.1 Denken Sie, dass genug getan wird, um Katastrophen in ... zu verhindern bzw. um sich auf Katastrophen in ... vorzubereiten?

Ihrer Region

		Oui Yes Ja	Non No Nein	NSP DK WN
%		EB 83.2	EB 83.2	EB 83.2
	EU 28	40	43	17
	BE	42	44	14
	BG	16	69	15
	CZ	49	36	15
	DK	63	19	18
	DE	53	25	22
	EE	31	29	40
	IE	35	44	21
	EL	25	70	5
	ES	19	58	23
	FR	43	41	16
	HR	26	65	9
	IT	20	70	10
	CY	24	65	11
	LV	27	53	20
	LT	37	45	18
	LU	38	54	8
	HU	54	35	11
	MT	23	55	22
	NL	60	20	20
	AT	78	15	7
	PL	31	46	23
	PT	25	58	17
	RO	26	62	12
	SI	39	52	9
	SK	29	57	14
	FI	58	22	20
	SE	45	29	26
	UK	53	27	20

QB5.2 Pensez-vous qu'on en fasse assez pour prévenir ou se préparer aux catastrophes ... ?






























En (NOTRE PAYS)

QB5.2 Do you think enough is being done to prevent or prepare for disasters in...?

(OUR COUNTRY)

QB5.2 Denken Sie, dass genug getan wird, um Katastrophen in ... zu verhindern bzw. um sich auf Katastrophen in ... vorzubereiten?

(UNSER LAND)

		Oui Yes Ja	Non No Nein	NSP DK WN
%		EB 83.2	EB 83.2	EB 83.2
	EU 28	39	47	14
	BE	45	45	10
	BG	11	79	10
	CZ	41	44	15
	DK	65	22	13
	DE	58	28	14
	EE	40	26	34
	IE	29	55	16
	EL	21	74	5
	ES	24	55	21
	FR	45	44	11
	HR	23	69	8
	IT	10	82	8
	CY	25	66	9
	LV	31	53	16
	LT	40	45	15
	LU	42	51	7
	HU	52	39	9
	MT	31	53	16
	NL	70	21	9
	AT	76	17	7
	PL	31	47	22
	PT	23	58	19
	RO	23	67	10
	SI	26	65	9
	SK	28	60	12
	FI	61	27	12
	SE	45	37	18
	UK	52	34	14

QB5.3 Pensez-vous qu'on en fasse assez pour prévenir ou se préparer aux catastrophes ... ?






























L'Union européenne

QB5.3 Do you think enough is being done to prevent or prepare for disasters in...?

The European Union

QB5.3 Denken Sie, dass genug getan wird, um Katastrophen in ... zu verhindern bzw. um sich auf Katastrophen in ... vorzubereiten?






























Der Europäischen Union

		Oui Yes Ja	Non No Nein	NSP DK WN
%		EB 83.2	EB 83.2	EB 83.2
	EU 28	31	40	29
	BE	36	48	16
	BG	36	24	40
	CZ	37	34	29
	DK	37	26	37
	DE	28	45	27
	EE	39	14	47
	IE	35	38	27
	EL	36	37	27
	ES	28	43	29
	FR	30	43	27
	HR	38	38	24
	IT	13	57	30
	CY	43	24	33
	LV	43	24	33
	LT	52	22	26
	LU	33	52	15
	HU	53	30	17
	MT	51	25	24
	NL	39	26	35
	AT	45	31	24
	PL	33	34	33
	PT	26	41	33
	RO	40	26	34
	SI	31	43	26
	SK	31	43	26
	FI	36	36	28
	SE	22	46	32
	UK	36	34	30

QB6 Pensez-vous que les catastrophes naturelles ou celles causées par l'homme dans votre région pourraient y avoir un impact négatif sur la situation économique ?

QB6 Do you think that natural or man-made disasters in your region could have a negative impact on the economic situation there?

QB6 Denken Sie, dass Katastrophen natürlichen oder menschlichen Ursprungs in Ihrer Region negative Auswirkungen auf die dort vorherrschende Wirtschaftslage haben könnten?

		Oui	Non	Cela dépend du type de catastrophe (SPONTANE)	NSP
		Yes	No	It depends on the nature of the disaster (SPONTANEOUS)	DK
		Ja	Nein	Das kommt auf die Art der Katastrophe an (SPONTAN)	WN
%		EB 83.2	EB 83.2	EB 83.2	EB 83.2
	EU 28	77	12	7	4
	BE	78	13	8	1
	BG	74	9	10	7
	CZ	76	17	4	3
	DK	74	20	2	4
	DE	59	12	25	4
	EE	81	8	8	3
	IE	83	12	3	2
	EL	90	5	5	0
	ES	89	6	2	3
	FR	85	9	0	6
	HR	90	8	0	2
	IT	75	15	5	5
	CY	94	3	2	1
	LV	82	14	1	3
	LT	83	11	3	3
	LU	88	9	2	1
	HU	75	17	5	3
	MT	91	6	1	2
	NL	88	9	1	2
	AT	71	17	10	2
	PL	75	15	4	6
	PT	86	6	5	3
	RO	83	10	3	4
	SI	82	11	3	4
	SK	85	10	4	1
	FI	84	12	2	2
	SE	90	10	0	0
	UK	78	14	3	5