

# IMMIGRATION IN THE EU

Source: Eurostat 10/6/2015, unless otherwise indicated

Data refers to non-EU nationals who have established their usual residence in the territory of an EU State for a period of at least 12 months



2010	1 455 953
2011	1 391 147
2012	1 352 027
2013	1 372 789

Males



Females



Working age  
population  
(15-64 years)

85%



Note: Data does not include asylum seekers or refugees



Emigration of non-EU nationals

Net immigration  
of non-EU nationals

748 026	2010
693 660	2011
598 352	2012
539 059	2013

707 927	2010
697 487	2011
753 675	2012
833 730	2013

## Top 15 countries of origin of newly arrived non-EU nationals to the EU



\*Note: Data provided by 19 EU States

## Non-EU nationals residing in the EU

2011	20 106 041	4%
2012	20 289 850	4%
2013	20 477 169	4%
2014	19 566 332	4%

of the total  
EU population



**5%**

of the total working  
age population in the EU



**50%**  
Males



**50%**  
Females



**78%**

Working age  
population (15-64 years)

## Top 10 countries of origin of non-EU nationals residing in the EU\*

Turkey	1 631 639
Morocco	1 371 830
China (incl. Hong Kong)	736 886
India	652 973
Ukraine	608 193
Russia	565 202
Albania	521 481
Pakistan	421 002
United States	358 572
Ecuador	316 137

\*Note: Data provided by 20 EU States

# 2014



EU28		3,86%
Austria	2,76%	6,34%
Belgium	2,22%	3,88%
Bulgaria	0,21%	0,56%
Croatia	0,11%	0,50%
Cyprus	0,25%	5,65%
Czech Republic	1,34%	2,49%
Denmark	1,19%	4,14%
Estonia	0,96%	14,22%
Finland	0,62%	2,24%
France	13,83%	4,11%
Germany	20,00%	4,84%
Greece	3,31%	5,95%
Hungary	0,30%	0,60%
Ireland	0,87%	3,70%
Italy	17,78%	5,72%
Latvia	1,53%	14,92%
Lithuania	0,08%	0,54%
Luxembourg	0,18%	6,27%
Malta	0,06%	2,66%
Netherlands	1,69%	1,96%
Poland	0,37%	0,19%
Portugal	1,54%	2,88%
Romania	0,27%	0,26%
Slovakia	0,06%	0,23%
Slovenia	0,41%	3,90%
Spain	13,72%	5,77%
Sweden	1,97%	3,99%
United Kingdom	12,39%	3,77%

of the total number of non-EU nationals residing in the EU

of the EU State's total population



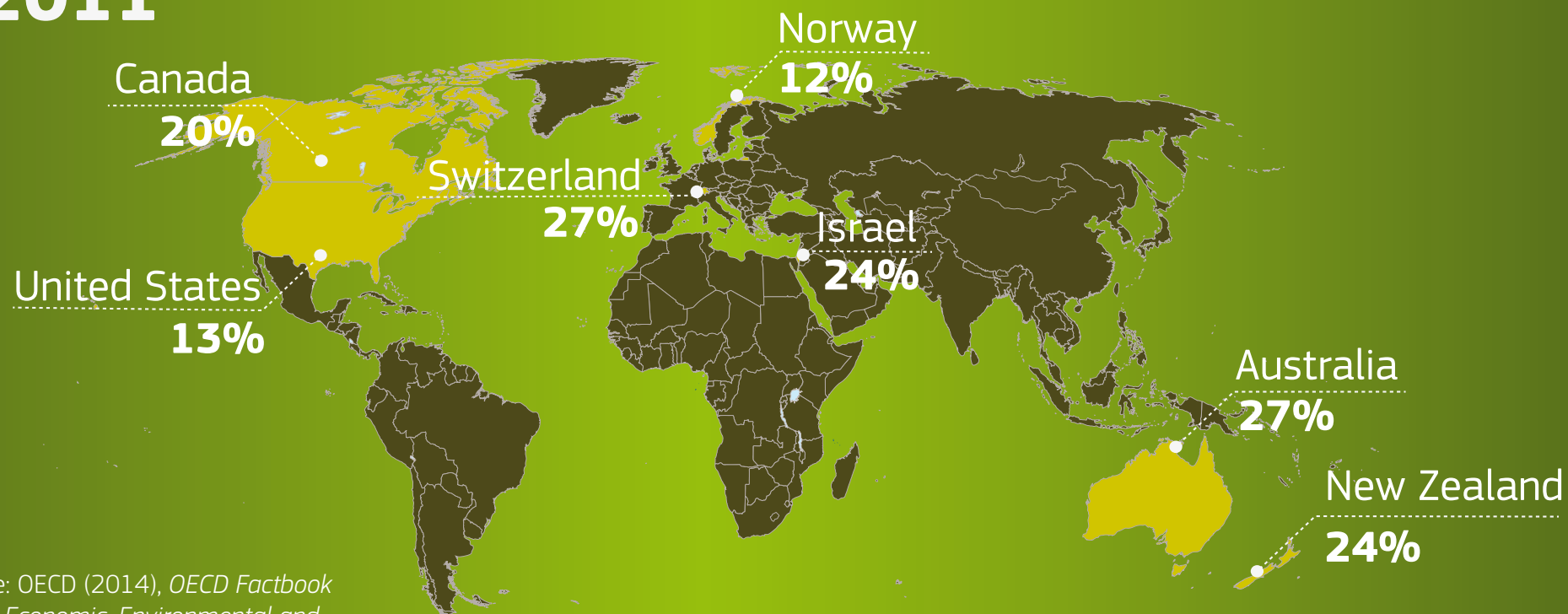
## Foreign-born population residing in the EU

2011	<b>32 715 912</b>	<b>6%</b>
2012	<b>33 321 109</b>	<b>7%</b>
2013	<b>34 101 524</b>	<b>7%</b>
2014	<b>33 574 423</b>	<b>7%</b>

of the total  
EU population


## Foreign-born population in selected countries

# 2011



Source: OECD (2014), *OECD Factbook 2014: Economic, Environmental and Social Statistics*, OECD Publishing, Paris.

## Residence permits issued to non-EU nationals



2009 **2 344 803**

2010 **2 472 780**

2011 **2 176 785**

2012 **2 096 311**

2013 **2 356 521**

2013

**28%**

For family  
reasons



**23%**

For work



**20%**

For education



**29%**

For other  
reasons



## Citizenship acquired by non-EU nationals in an EU State













2013

871 293



Top 10 countries of origin of non-EU nationals who received citizenship

	Morocco	86 541
	India	48 266
	Turkey	46 478
	Colombia	42 008
	Albania	41 668
	Ecuador	40 371
	Pakistan	31 903
	Iraq	23 846
	Peru	22 157
	Nigeria	20 485



## Old age dependency ratio

## Demographic projections in the EU



**2012**

4 people of working age to  
1 person over 65



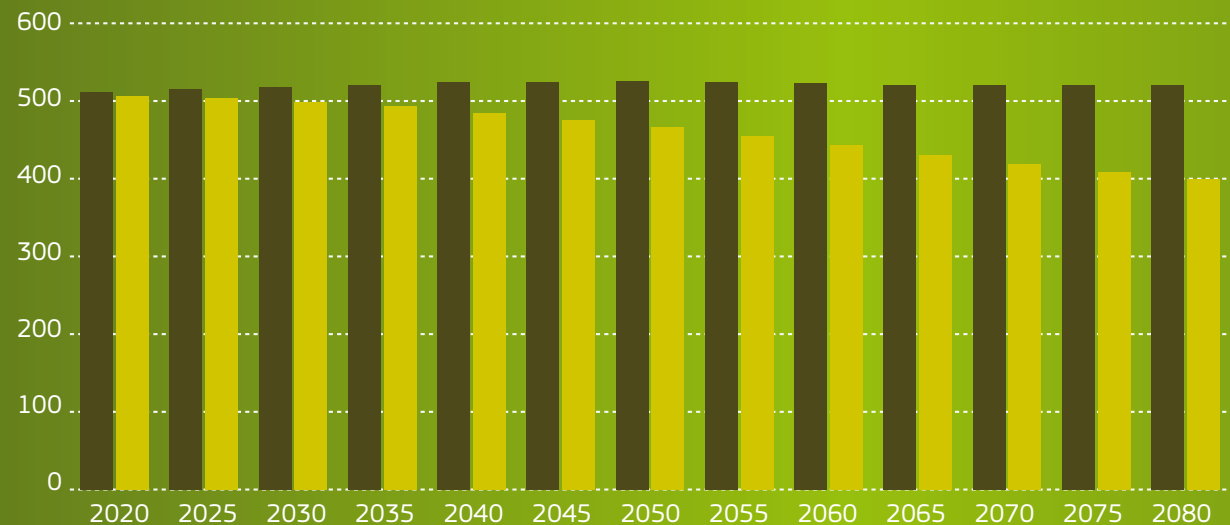
**2060**

2 people of working age to  
1 person over 65



## Population projections

in Mio



- Population change with migration
- Population change without migration



## Top occupations with labour shortages



Health



IT



Engineering



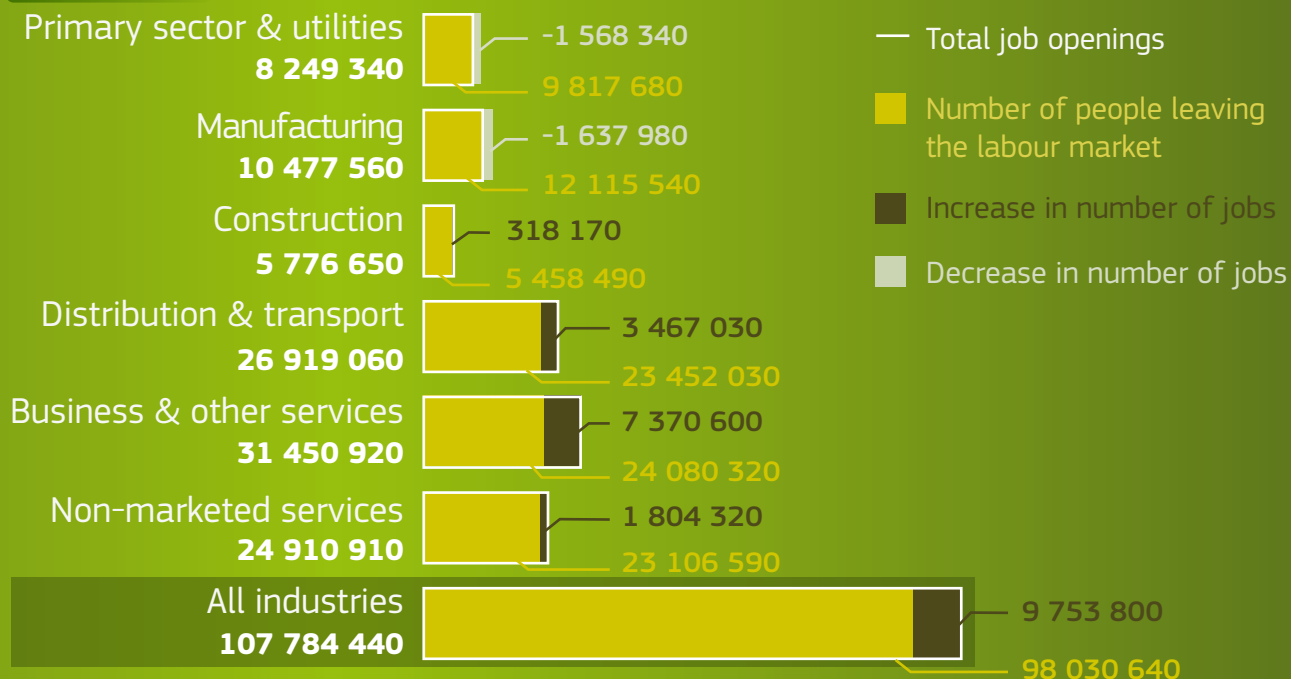
Teaching



Finance

Job openings in 2013-2025 stem from the change in the number of jobs available and the number of jobs that need to be filled as people leave the labour market

## By sector



## By qualification



## EU action

### Asylum, Migration and Integration Fund (2014-20)

The Asylum, Migration and Integration Fund (AMIF) was set up for the period 2014-20, with a total of EUR 3.14 billion. It will promote the efficient management of migration flows and the implementation, strengthening and development of a common Union approach to asylum and immigration.

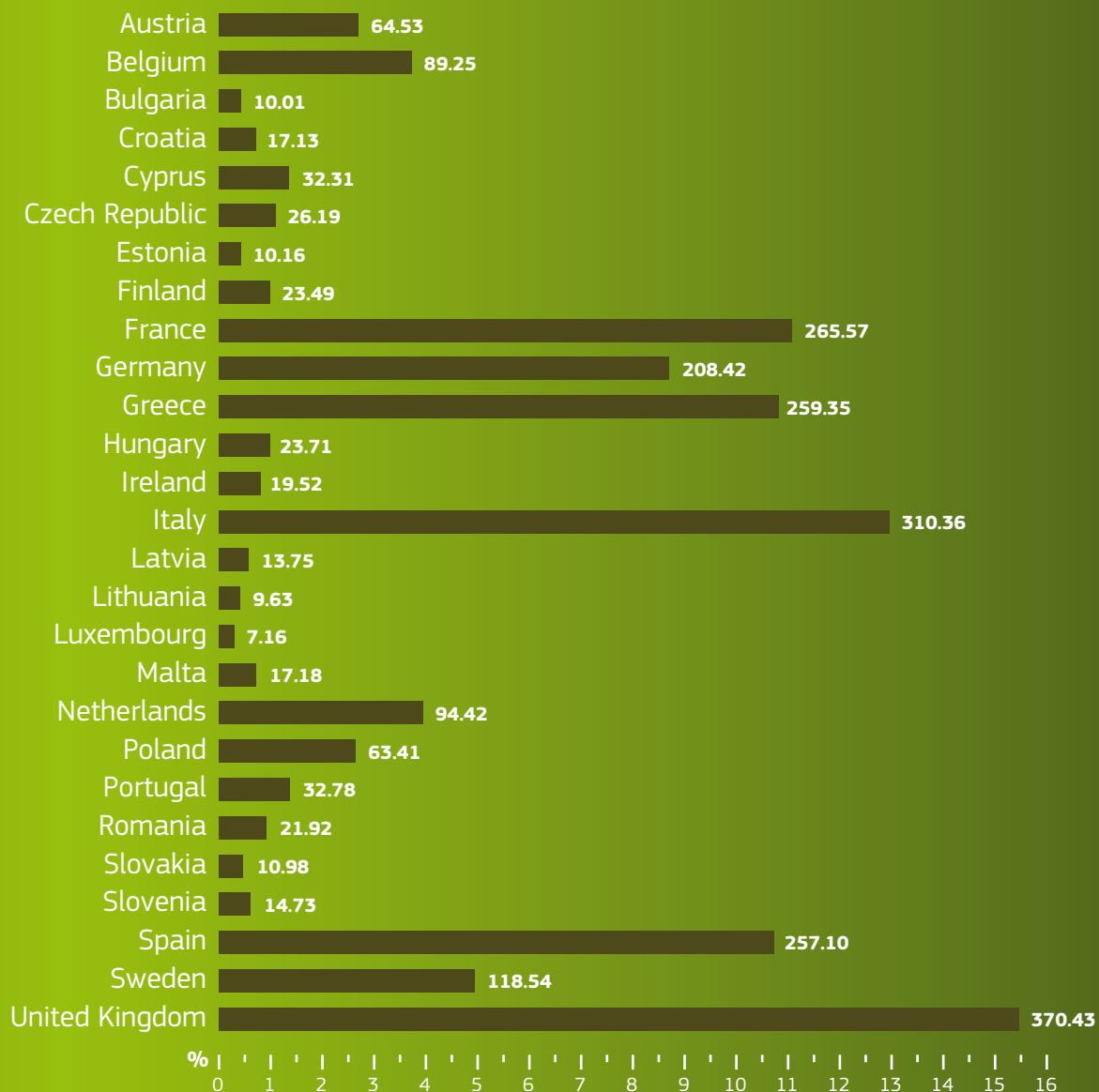
In particular, the fund shall contribute to supporting legal migration to EU States in accordance with their economic and social needs and to promoting the effective integration of non-EU nationals.

Concrete actions funded can include information measures and campaigns in non-EU countries on legal migration channels, education and language training for non-EU nationals, assistance to vulnerable persons in this target group and training for staff on relevant topics.

The fund also covers: (a) asylum, (b) return and combating irregular migration, and (c) solidarity for the states which are most affected by migration and asylum flows.

### Allocations for national programmes (2014-20)

#### 2 392 million EUR



**Blue Card Directive** makes it easier for highly-qualified immigrant workers to access the EU labour market.

**Single Permit Directive** provides a single residence and work permit and a common set of rights for non-EU workers.

**Family Reunification Directive** gives legally residing immigrants the right to bring into the EU their close family members.

**Directive on the entry and stay of students, interns and volunteers** sets down common rules for these immigrants' entry into the EU.

**Researchers Directive** provides a fast-track admission procedure for researchers.

**Long-term Residents Directive** grants immigrants who have legally resided in the EU for at least five years rights similar to those of EU citizens.

**Seasonal Workers Directive** ensures the rights of non-EU seasonal workers and helps to fight irregular migration.

**Intra-Corporate Transferees Directive** facilitates the transfer of key personnel to the EU and their mobility within the Union.



### **European Migration Network (EMN)**

provides up-to-date, objective, reliable and comparable information on migration and asylum to support policy-making.



**EU Immigration Portal** contains practical information about moving into the EU for potential immigrants. <http://ec.europa.eu/immigration>

**European Web Site on Integration** is an information-hub on integration for policy-makers and practitioners. <http://ec.europa.eu/ewsi>



European  
Commission

<http://ec.europa.eu/dgs/home-affairs>

Disclaimer: Information in this infographic is for reference purposes only and is not necessarily comprehensive or up to date.