



#### NATIONAL AGENCIES

##### EDUCATION & YOUTH fields

Agency for Mobility and EU Programmes  
Agencija za mobilnost i programme Europske unije (AMPEU)

Frankopanska 26  
10 000, Zagreb

[www.mobilnost.hr](http://www.mobilnost.hr)


## Erasmus+ statistics 2014

2014 was the first year of Erasmus+, a programme that brings together several EU funding schemes for education and training, youth and sport. This seven-year programme has a total budget of € 14.7 billion. National agencies are responsible for managing most parts of the programme in each country.

### Grants for studying, training or volunteering abroad

These grants help people enhance their skills, employability and intercultural awareness. They also encourage young people to participate in democratic life. Compared to previous years, Erasmus+ provides stronger support for learners from disadvantaged backgrounds or with fewer opportunities.

 € 9.73 million


 **6 905 people studied, trained or volunteered abroad**

|  | GRANT (EURO) | PARTICIPANTS | PROJECTS |
|--|--------------|--------------|----------|
| School education (staff)                               | 439 684      | 212          | 22       |
| Vocational education and training (staff and students) | 2 232 904    | 1 169        | 36       |
| Higher education (staff and students)                  | 4 769 945    | 2 055        | 36       |
| Adult education (staff)                                | 139 812      | 90           | 10       |
| Youth (exchanges, youth workers and volunteering)      | 2 143 430    | 3 379        | 124      |

### Cooperation projects

By working together, schools, universities, youth organisations, public authorities and enterprises can learn from each other and strengthen the education and youth systems in all EU countries. The cooperation projects will foster modernisation and EU-wide cooperation. This will stimulate innovation, creativity and improve job prospects.

 **17 strategic partnerships**

 **102 organisations**

 € 3.28 million

|                                   | GRANT (EURO) | ORGANISATIONS | PROJECTS |
|-----------------------------------|--------------|---------------|----------|
| School education                  | 1 013 549    | 36            | 7        |
| Vocational Education and Training | 816 770      | 21            | 3        |
| Higher Education                  | 452 650      | 12            | 2        |
| Adult Education                   | 420 384      | 15            | 2        |
| Youth                             | 572 982      | 18            | 3        |

### Other Erasmus+ activities

In addition, Erasmus+ provides support for joint master degrees. These are offered by a partnership of institutions, chosen because of the high academic standard of their integrated programme. Students study in at least two countries.

Erasmus+ supports cooperation that strengthens education systems in developing countries (capacity building projects), as well as cooperation between higher education institutions and businesses (knowledge alliances) and between vocational education and training institutions and businesses (sector skills alliances).

Erasmus+ also supports policy reforms in the fields of education, training, youth and sport. Besides, it fosters grassroots sport and studies on European integration.

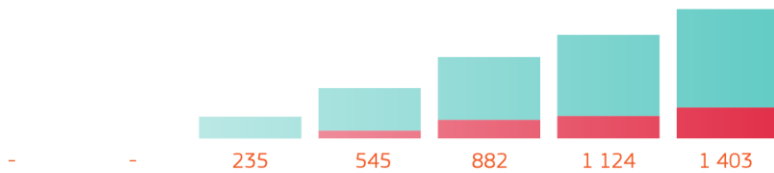


# Erasmus higher education statistics 2013-2014

Erasmus+ enables students to study or train in a company abroad, as well as providing higher education staff with a chance to train or teach abroad. The figures given below refer to “Erasmus exchanges” during the last year of the previous programme (Lifelong learning).

## Outgoing students

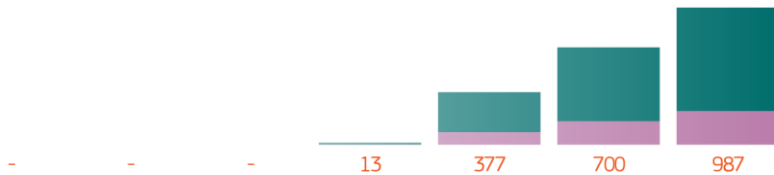
2007/08 2008/09 2009/10 2010/11 2011/12 2012/13 2013/14



**Traineeships** + **Studies** = **Total outgoing students**

## Incoming students

2007/08 2008/09 2009/10 2010/11 2011/12 2012/13 2013/14



**Traineeships** + **Studies** = **Total incoming students**

## Staff

|          | 2007/08 | 2013/14 |
|----------|---------|---------|
| Outgoing | -       | 407     |
| Incoming | -       | 659     |



## Student mobility

### Top 5 sending institutions

1. SVEUČILIŠTE U ZAGREBU
2. SVEUČILIŠTE U SPLITU
3. SVEUČILIŠTE U RIJECI
4. SVEUCILISTE JOSIPA JURJA STROSSMAYERA U OSIJEKU
5. SVEUČILIŠTE U ZADRU

### Top 5 receiving institutions

1. SVEUČILIŠTE U ZAGREBU
2. SVEUČILIŠTE U SPLITU
3. SVEUČILIŠTE U RIJECI
4. ZAGREBAČKA ŠKOLA EKONOMIJE I MANAGEMENTA
5. SVEUČILIŠTE U ZADRU

### Top 5 sending countries

1. Poland
2. Spain
3. France
4. Germany
5. Slovenia

### Top 5 receiving countries

1. Germany
2. Austria
3. Spain
4. Slovenia
5. Poland