

NATIONAL AGENCIES

EDUCATION fields

OeAD – OeAD
(Österreichische Austauschdienst)-
GmbH
Ebendorferstraße 7 - 1010, Wien

YOUTH field

IZ - INTERKULTURELLES ZENTRUM
Lindengasse 41/10 - 1070, Wien

www.erasmusplus.at


Erasmus+ statistics 2014

2014 was the first year of Erasmus+, a programme that brings together several EU funding schemes for education and training, youth and sport. This seven-year programme has a total budget of € 14.7 billion. National agencies are responsible for managing most parts of the programme in each country.

Grants for studying, training or volunteering abroad

These grants help people enhance their skills, employability and intercultural awareness. They also encourage young people to participate in democratic life. Compared to previous years, Erasmus+ provides stronger support for learners from disadvantaged backgrounds or with fewer opportunities.

 € 21.15 million


 14 349 people studied, trained or volunteered abroad

	GRANT (EURO)	PARTICIPANTS	PROJECTS
School education (staff)	893 094	441	173
Vocational education and training (staff and students)	4 890 839	2 928	90
Higher education (staff and students)	12 958 768	8 018	69
Adult education (staff)	160 864	113	20
Youth (exchanges, youth workers and volunteering)	2 243 623	2 849	120

Cooperation projects

By working together, schools, universities, youth organisations, public authorities and enterprises can learn from each other and strengthen the education and youth systems in all EU countries. The cooperation projects will foster modernisation and EU-wide cooperation. This will stimulate innovation, creativity and improve job prospects.

 49 strategic partnerships

 279 organisations

 € 8.83 million

	GRANT (EURO)	ORGANISATIONS	PROJECTS
School education	2 990 907	90	17
Vocational Education and Training	2 468 411	81	11
Higher Education	1 034 740	29	4
Adult Education	1 199 420	32	6
Youth	1 135 250	47	11

Other Erasmus+ activities

In addition, Erasmus+ provides support for joint master degrees. These are offered by a partnership of institutions, chosen because of the high academic standard of their integrated programme. Students study in at least two countries.

Erasmus+ supports cooperation that strengthens education systems in developing countries (capacity building projects), as well as cooperation between higher education institutions and businesses (knowledge alliances) and between vocational education and training institutions and businesses (sector skills alliances).

Erasmus+ also supports policy reforms in the fields of education, training, youth and sport. Besides, it fosters grassroots sport and studies on European integration.



AUSTRIA

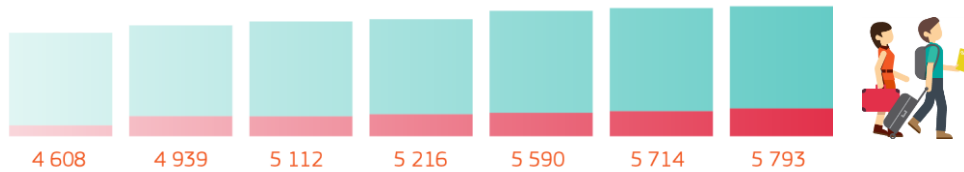


Erasmus higher education statistics 2013-2014

Erasmus+ enables students to study or train in a company abroad, as well as providing higher education staff with a chance to train or teach abroad. The figures given below refer to “Erasmus exchanges” during the last year of the previous programme (Lifelong learning).

Outgoing students

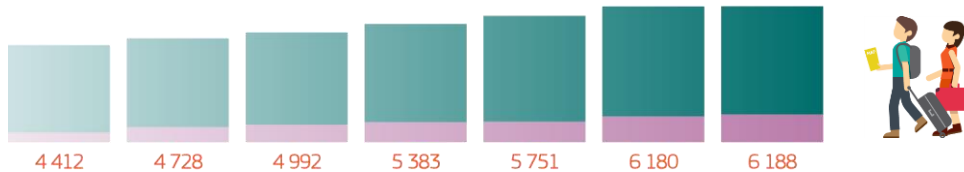
2007/08 2008/09 2009/10 2010/11 2011/12 2012/13 2013/14



Traineeships + **Studies** = **Total outgoing students**

Incoming students

2007/08 2008/09 2009/10 2010/11 2011/12 2012/13 2013/14



Traineeships + **Studies** = **Total incoming students**

Staff

	2007/08	2013/14
Outgoing	870	1 310
Incoming	1 007	1 622



Student mobility

Top 5 sending institutions

1. UNIVERSITAET WIEN
2. LEOPOLD-FRANZENS-UNIVERSITÄT INNSBRUCK
3. KARL-FRANZENS-UNIVERSITAET GRAZ
4. WIRTSCHAFTSUNIVERSITAET WIEN
5. FH JOANNEUM GESELLSCHAFT MBH

Top 5 receiving institutions

1. UNIVERSITAET WIEN
2. TECHNISCHE UNIVERSITÄT WIEN
3. WIRTSCHAFTSUNIVERSITAET WIEN
4. KARL-FRANZENS-UNIVERSITAET GRAZ
5. UNIVERSITAET SALZBURG

Top 5 sending countries

1. Germany
2. Spain
3. France
4. Italy
5. Czech Republic

Top 5 receiving countries

1. Germany
2. Spain
3. France
4. United Kingdom
5. Sweden