

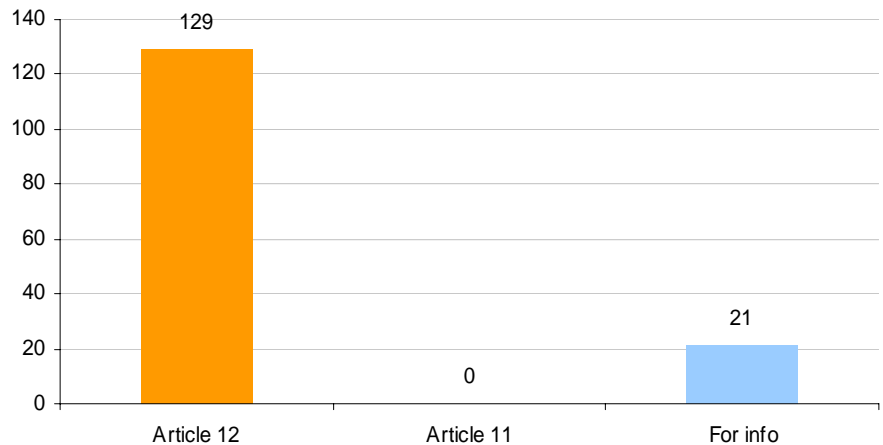


Brussels, 5 June 2009

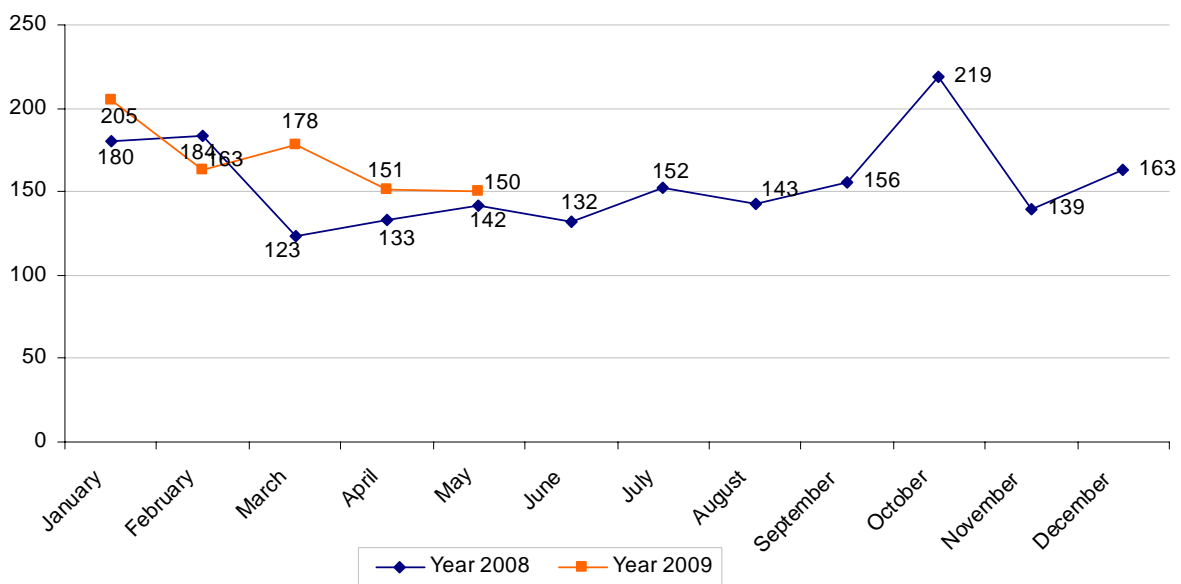
RAPEX statistics (May 2009)

In accordance with the General Product Safety Directive 2001/95/EC (GPSD), in May 2009 the European Commission validated **150 notifications** and transmitted them to the Member States and EFTA/EEA countries, namely:

- **Article 12** (serious risk):
129 notifications (86%)
- **Article 11** (moderate risk):
0 notification (0%)
- **For information**:
21 notifications (14%)



Compared to previous year, the total number of notifications during the month May is higher in 2009. There were 150 notifications in May 2009 compared to 142 in May 2008, which is corresponding to an increase of 6%.

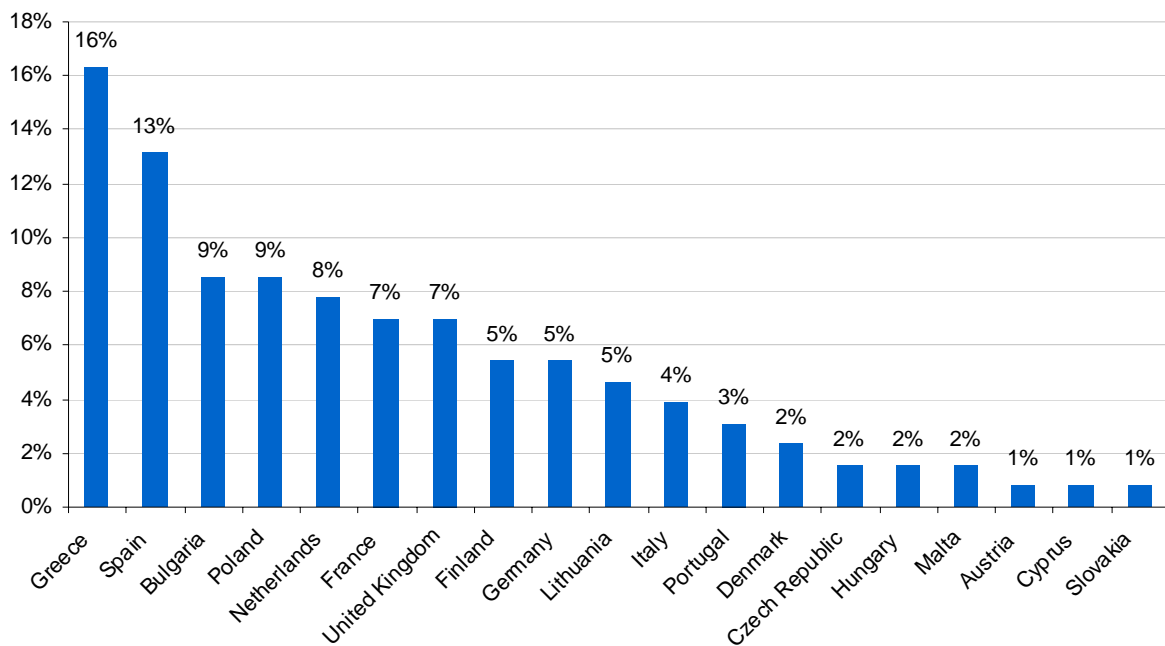
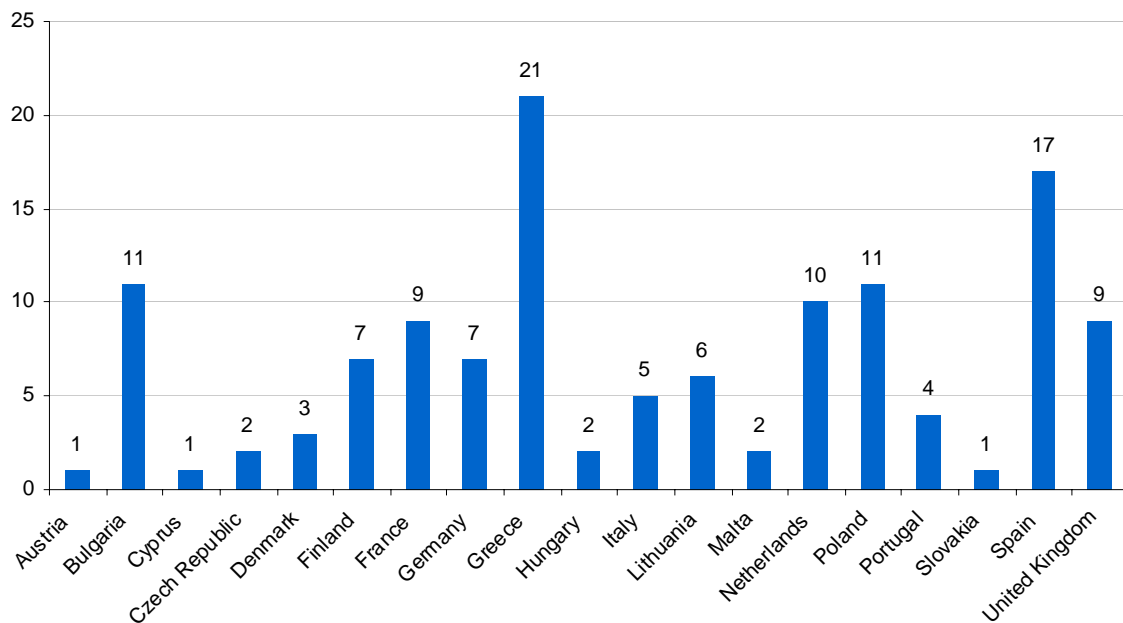


In the following charts, the figures concern only notifications on products posing a serious risk, which were validated by the European Commission under Article 12 of the GPSD.

1. Notifying country

During the month of May, 19 EU Member States sent notifications through the RAPEX system. The following five most frequently notifying countries accounted for 55% of all notifications:

- Greece: 21 notifications (16%),
- Spain: 17 notifications (13%)
- Bulgaria and Poland: 11 notifications (9%) each,
- Netherlands: 10 notifications (8%).

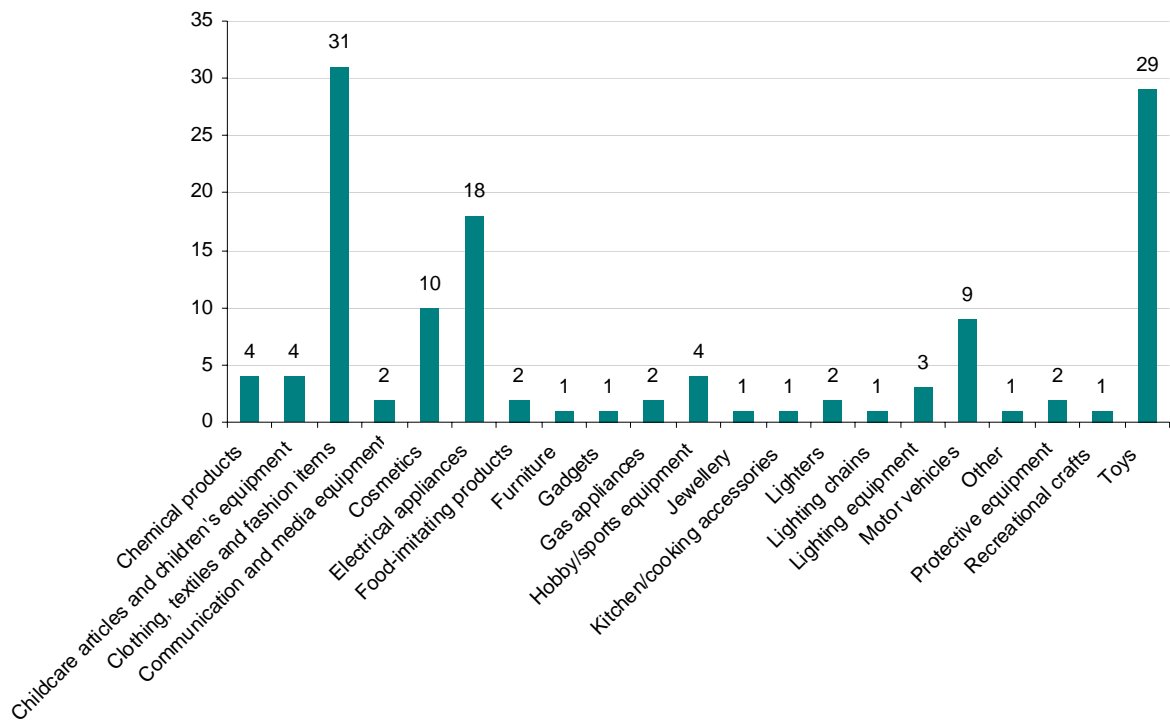


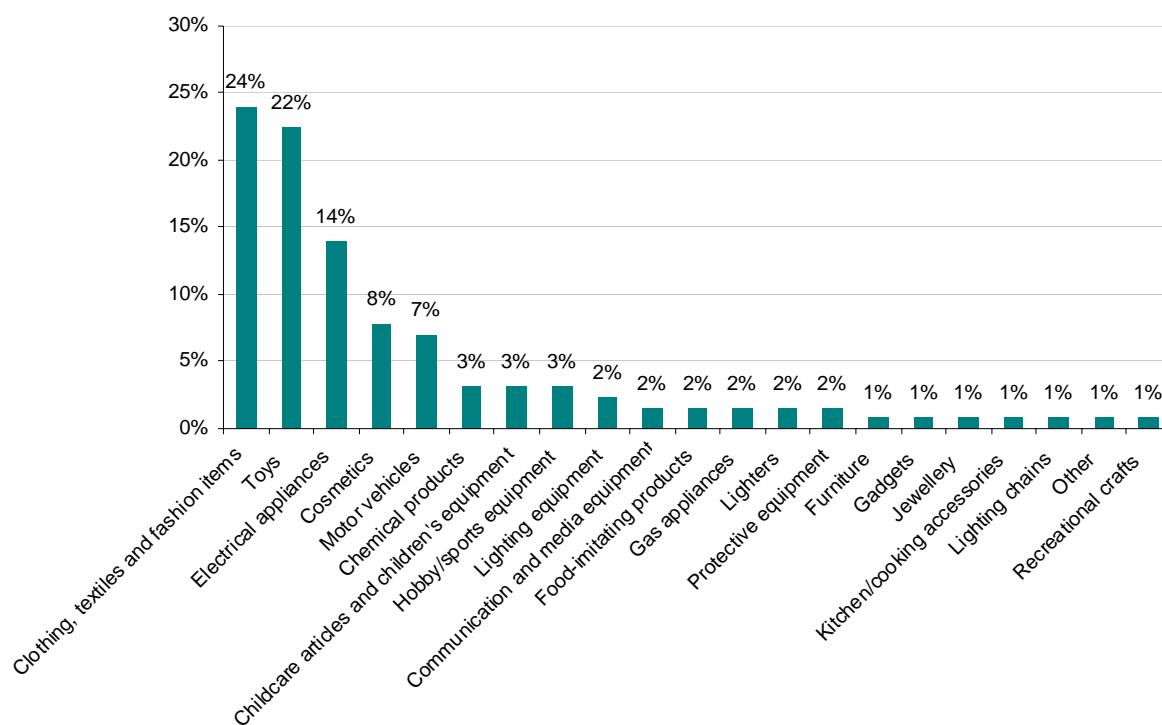
2. Product

2.1. Product category

The notifications validated in May covered 21 categories of products. The following five most frequently notified product categories accounted for 75% of all notifications:

- Clothing, textiles and fashion items: 31 notifications (24%),
- Toys: 29 notifications (22%),
- Electrical appliances: 18 notifications (14%),
- Cosmetics: 10 notifications (8%)
- Motor vehicles: 9 notifications (7%).


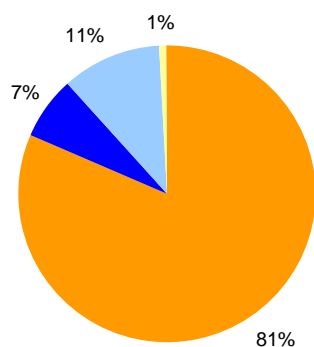




2.2. Brand and Type/number of model of the notified products

81% of the notifications validated in May concerned products of which the Brand and the Type/number of model were both known. There was only 1 notification validated concerning products of which both the Brand and the Type/number of model were unknown.

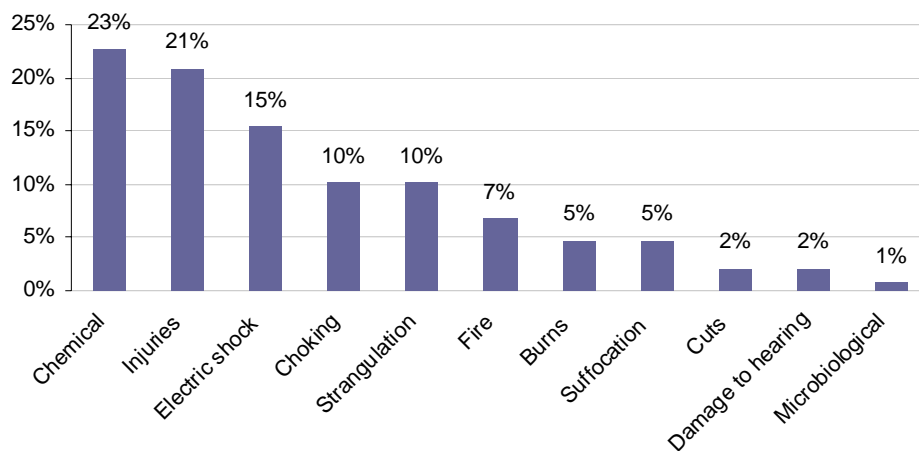
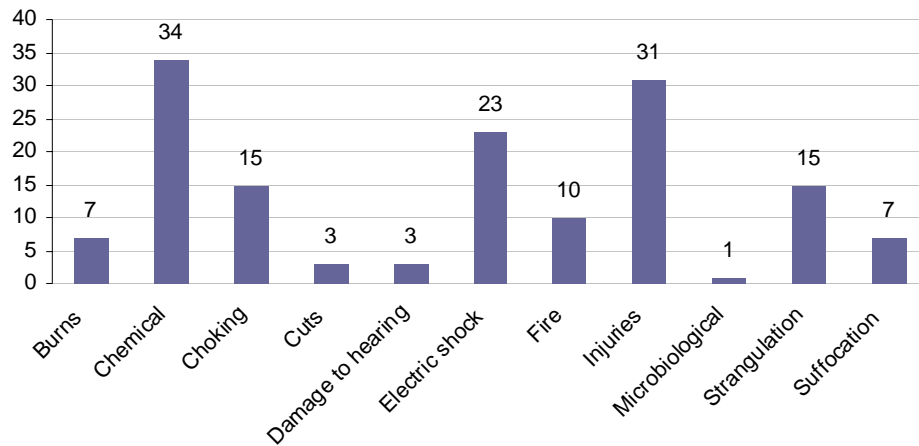
	Type/number of model Known	Type/number of model Unknown	Total
Brand Known	105	14	119
Brand Unknown	9	1	10
	114	15	129



3. Type of risk¹

The notifications validated in May covered 11 different types of risk. The following five most frequently notified risk categories accounted for 79% of all notifications:

- Chemical: 34 notifications (23%),
- Injuries: 31 notifications (21%),
- Electric shock: 23 notifications (15%),
- Choking and Strangulation: 15 notifications (10%) each.



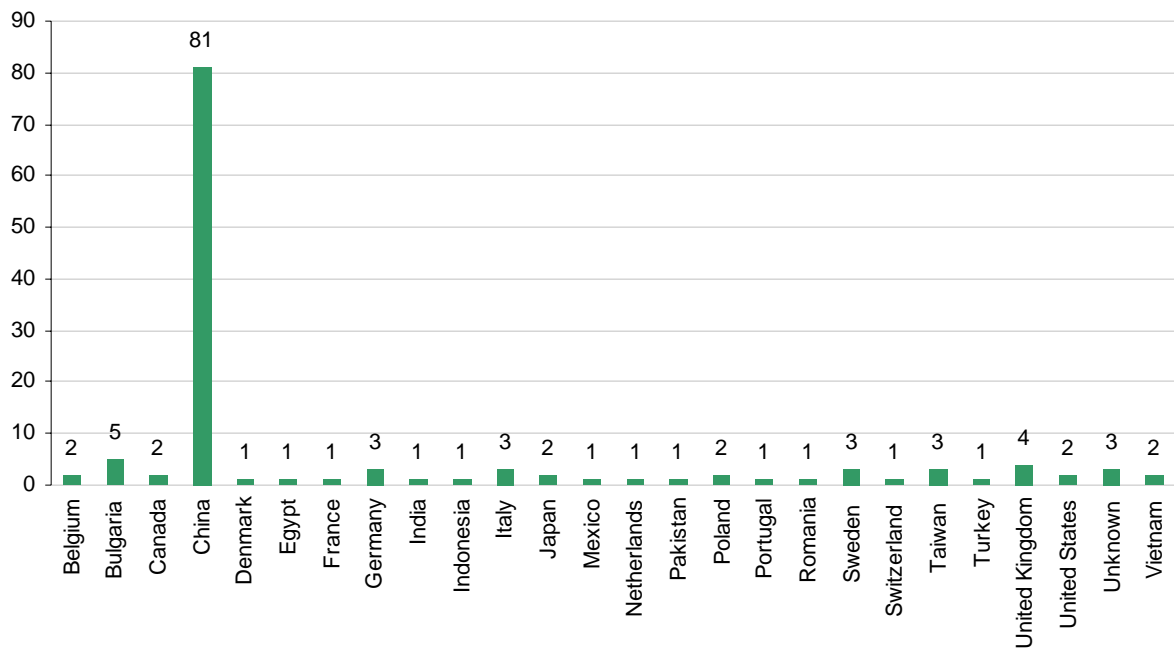
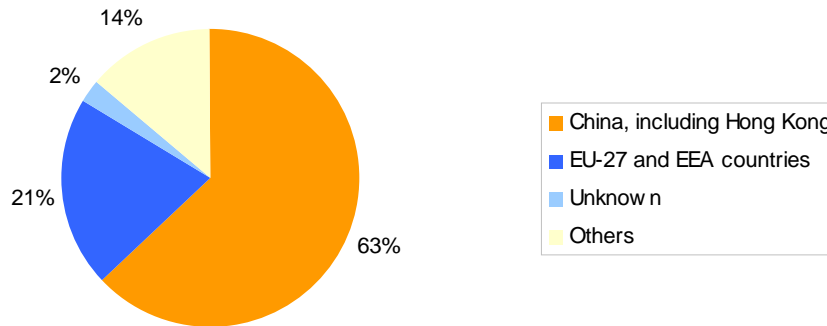
¹ The number here is different from the number of notifications, because one notified product can present more than one specific risk.


4. Country of origin of the notified product

More than half of the dangerous products notified in May originated from China, including Hong Kong (81 notifications, 63%).

27 notifications (21%) submitted in May concerned products originating from the Member States. In total, 12 Member States of the EU were reported as the country of origin for the notified products.

3 notifications did not contain information about the origin of the product this month (2%).

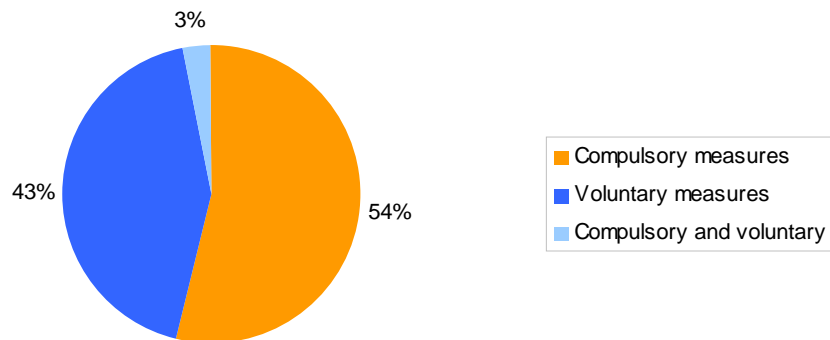




5. Measures adopted

In May, 69 notifications (54%) concerned measures adopted by the market surveillance authorities of Member States ('compulsory measures'). In 56 other notifications (43%), notified measures were initiated by the producers and/or distributors ('voluntary measures'). In 4 cases (3%), compulsory measures were complemented by voluntary actions taken by the producers and/or distributors.

In most cases, there is more than one measure adopted in relation to a notified product, *e.g.*, in a majority of cases where the authorities ordered a sales ban, they also ordered a withdrawal from the market.



Of the compulsory measures, 11 were initiated by the customs authorities, in particular:

- 6 in Finland,
- 1 in Poland,
- 4 in Spain.

Voluntary versus compulsory measures per country are indicated in the table below.

	Compulsory	Voluntary	Compulsory and voluntary	Total
Austria		1		1
Bulgaria	11			11
Cyprus	1			1
Czech Republic	2			2
Denmark		3		3
Finland	6	1		7
France		8	1	9
Germany	1	5	1	7
Greece	11	10		21
Hungary		2		2
Italy	2	2	1	5
Lithuania	6			6
Malta	1	1		2
Netherlands	6	4		10
Poland	4	7		11
Portugal	3	1		4
Slovakia		1		1
Spain	15	2		17
United Kingdom		8	1	9
	69	56	4	129