

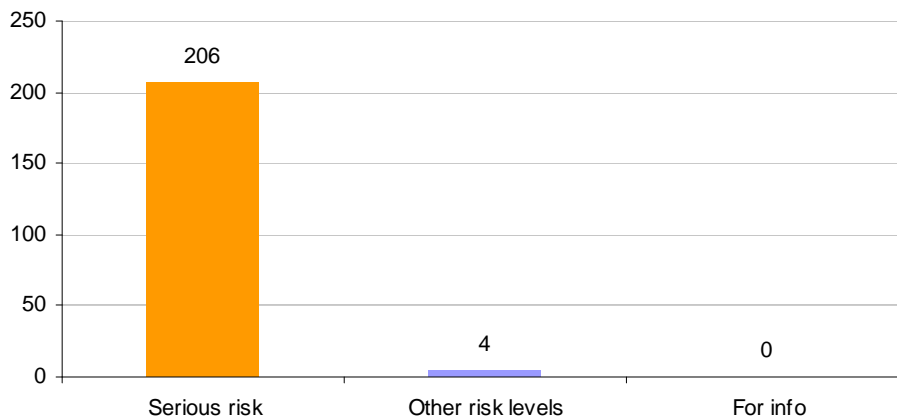


Brussels, 24 January 2012

Statistics of the reactions on RAPEX notifications (December 2011)

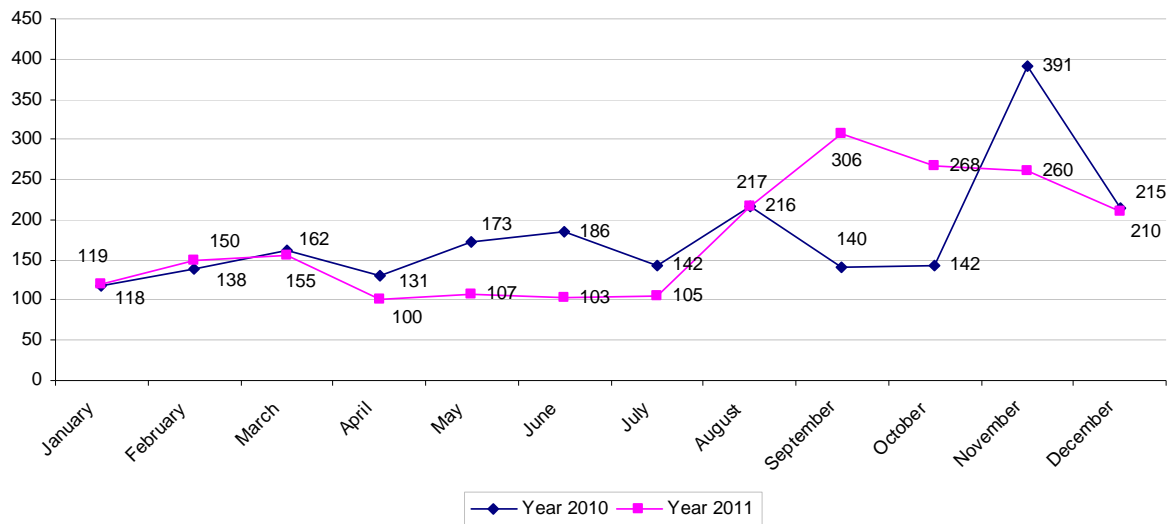
In accordance with the General Product Safety Directive 2001/95/EC (GPSD) and Regulation 765/2008, in December 2011 the European Commission validated **210 reactions** to notifications distributed through RAPEX and transmitted them to the Member States and EEA-countries, namely:

- 206 reactions (98%) were sent concerning Article 12/Article 22 (serious risk) notifications,
- 4 reactions (2%) was sent concerning Article 11/Article 23 (moderate risk) notifications,
- 0 reactions were sent concerning a 'For information only' notification.¹



Compared to previous year, the total number of reactions during the month of December is higher in 2010. There were 215 reactions in December 2010 compared to 210 in December 2011.

¹ The Member States are only obliged to react on Article 12 of the GPSD/Article 22 of the Regulation 765/2008 notifications.

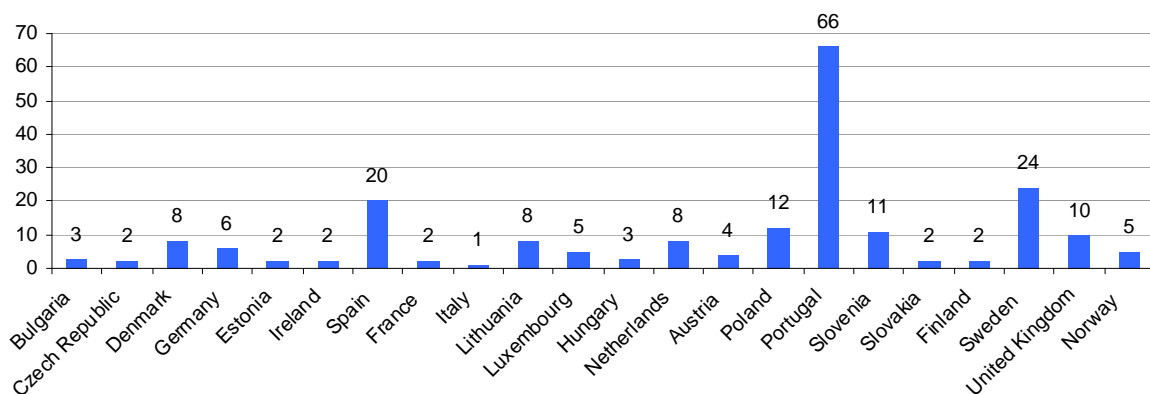


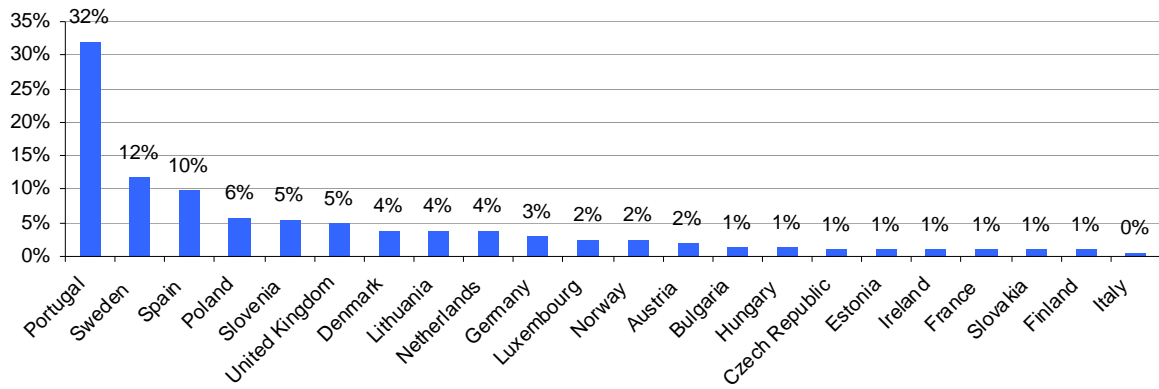
In the following charts, the figures only concern reactions to notifications that were distributed through the RAPEX system under Article 12 of the GPSD and Article 22 of Regulation 765/2008 – serious risk.

1. Reactions by reacting country

In December 2011, 21 Member States plus Norway sent reactions to RAPEX notifications. The following five countries accounted for 65% of all reactions:

- Portugal: 66 reactions, 32%,
- Sweden: 24 reactions, 12%,
- Spain: 20 reactions, 10%,
- Poland: 12 reactions, 6%,
- Slovenia: 11 reactions, 5%.



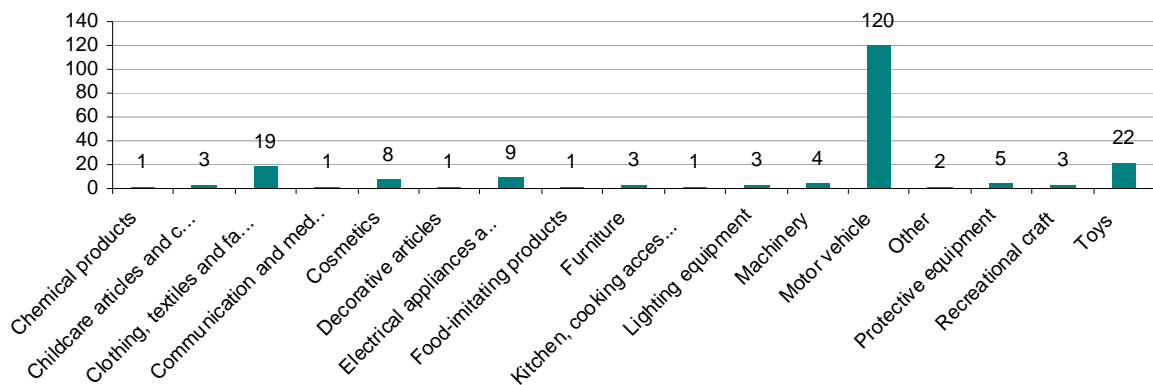


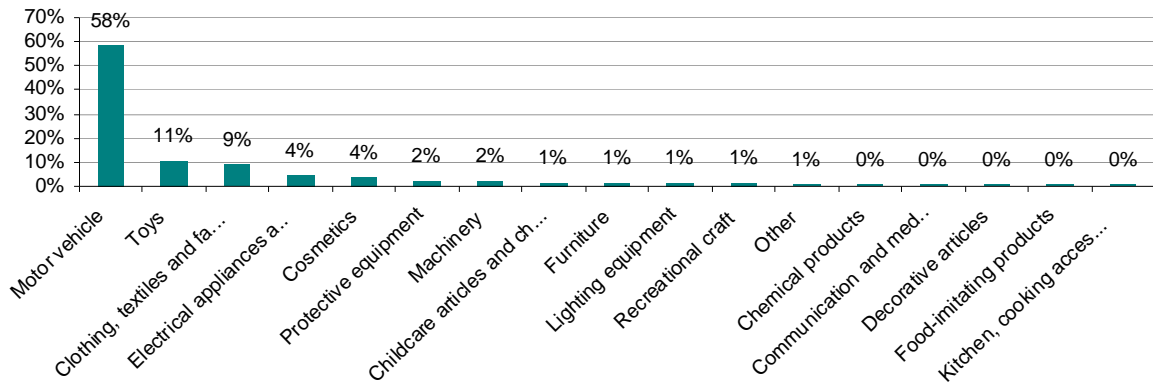
2. Reactions by notified product

2.1. Product category

Notifications concerning motor vehicles generated the most reactions (58% of all reactions). 86% of all reactions received concerned RAPEX notifications related to the following five product categories:

- Motor vehicles: 120 reactions, 58%,
- Toys: 22 reactions, 11%,
- Clothing, textiles and fashion items: 19 reactions, 9%,
- Electrical appliances and equipment: 9 reactions, 4%,
- Cosmetics: 8 reactions, 4% both.



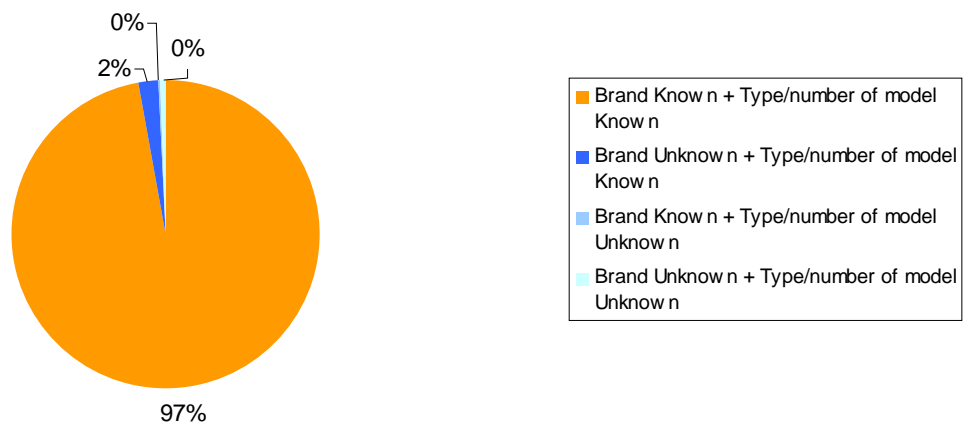


2.2. Brand and Type/number of model of the notified products

Almost 100% of the reactions concerned notifications on products of which the Brand and the Type/number of model were both known.

In December, there was only 1 reaction concerning notifications of products for which both the Brand and the Type/number of model were unknown. There were also 4 reactions concerning products for which the Brand was unknown and 1 reaction concerning products for which the Type/number of model was unknown.

	Type/number of model Known	Type/number of model Unknown	Total
Brand Known	200	1	201
Brand Unknown	4	1	5
	204	2	206



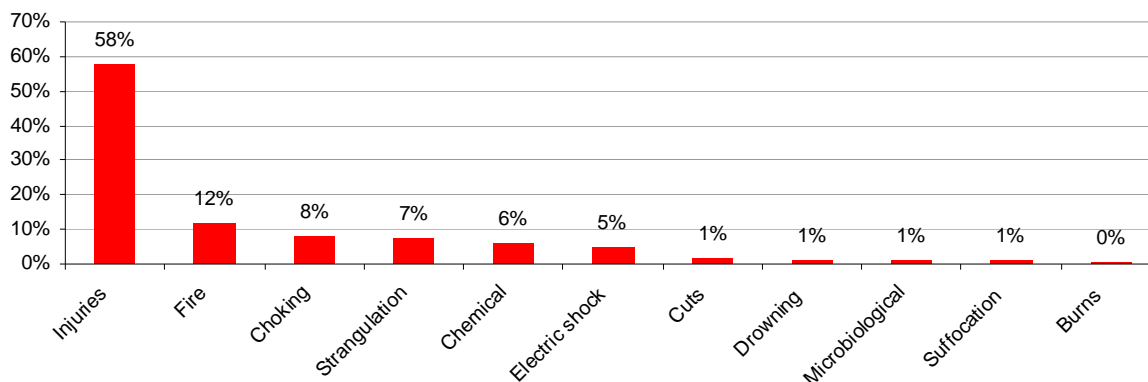
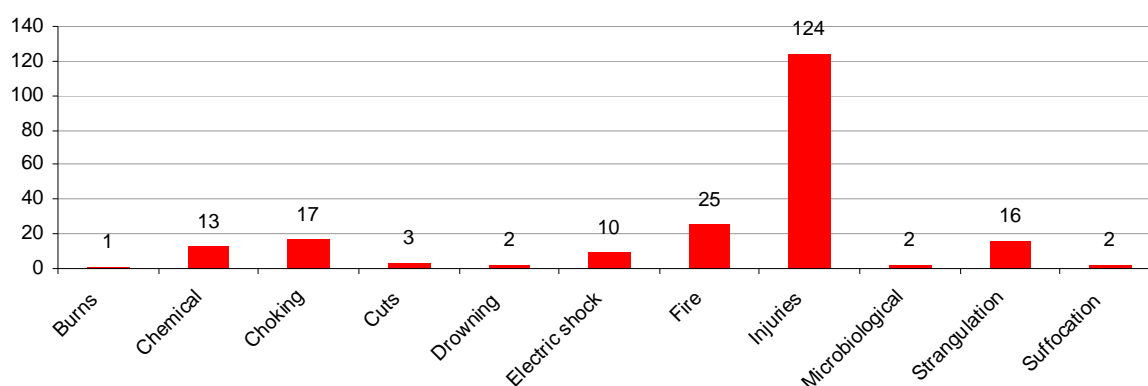
3. Reactions by type of notified risk

More than half of the reactions received were sent in response to notifications about consumer products posing a risk of injuries (124 reactions, 58%) or a risk of fire (25 reactions, 12%). These two risks are clearly linked to motor vehicles, which accounted for 58% of all reactions received.

The five risk categories most frequently included in the reactions were:

- Injuries: 124 reactions, 58%,
- Fire: 25 reactions, 12%,
- Choking: 17 reactions, 8%,
- Strangulation: 16 reactions, 7%,
- Chemical: 13 reactions, 6%.

Some reactions concerned products that presented more than just one risk: therefore the total number of risks reacted to (215) is higher than the total number of reactions to Article 12/Article 22 notifications (206).

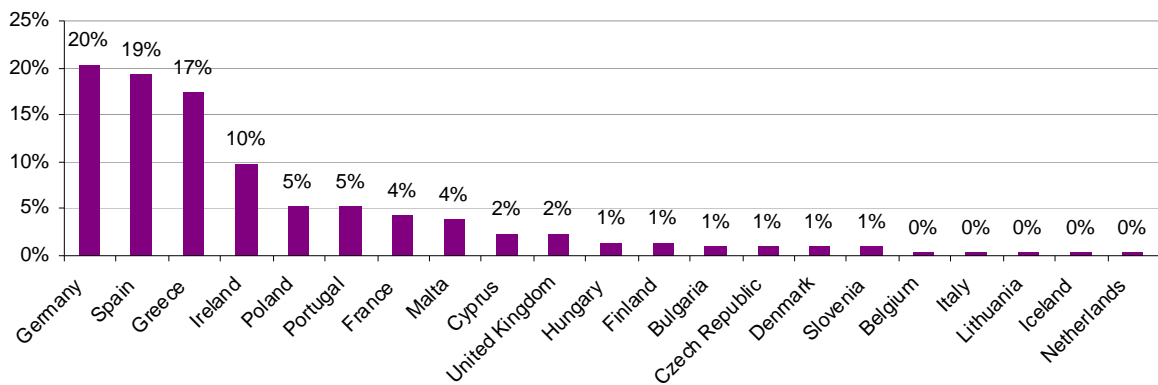
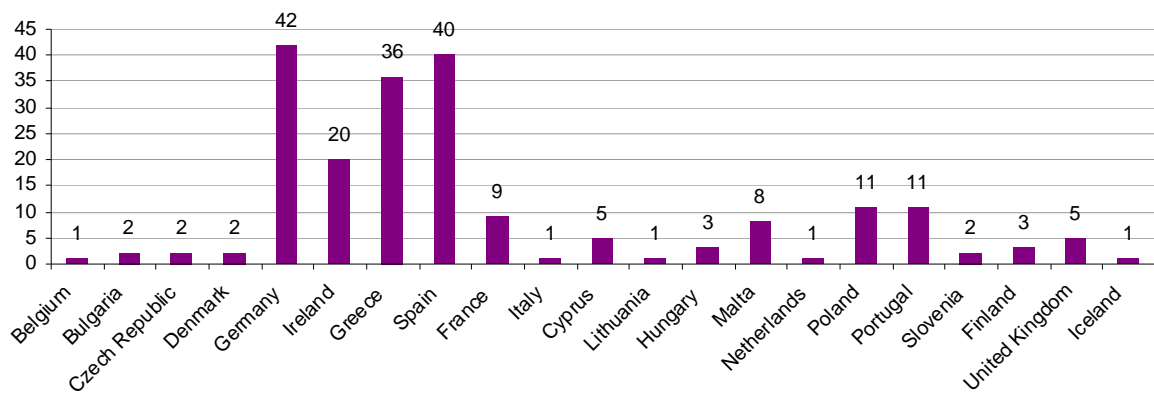


4. Reactions by notifying country

The reactions were submitted in response to notifications originally sent by 21 Member States and EEA-countries. 71% of all reactions concerned the following five notifying countries:

- Germany: 42 reactions, 20%,
- Spain: 40 reactions, 19%,
- Greece: 36 reactions, 17%,
- Ireland: 20 reactions, 10%,

– Poland and Portugal: 11 reactions, 5%.



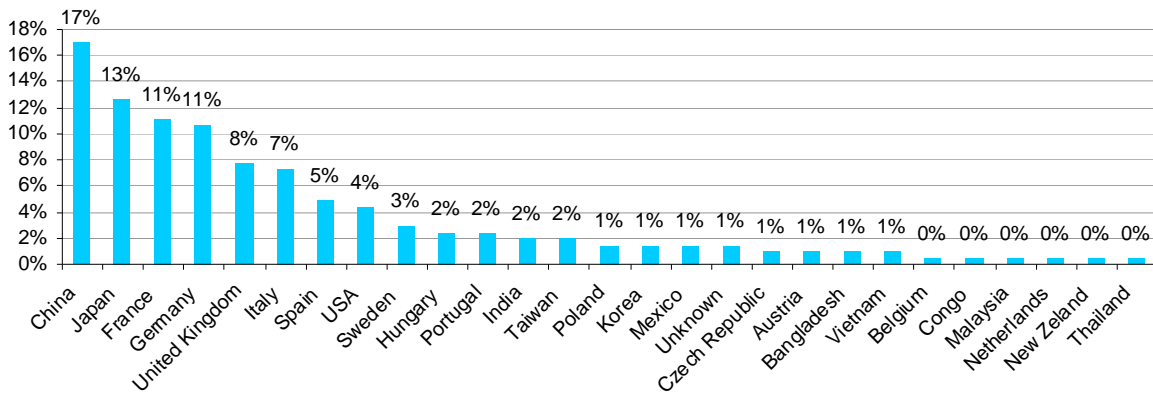
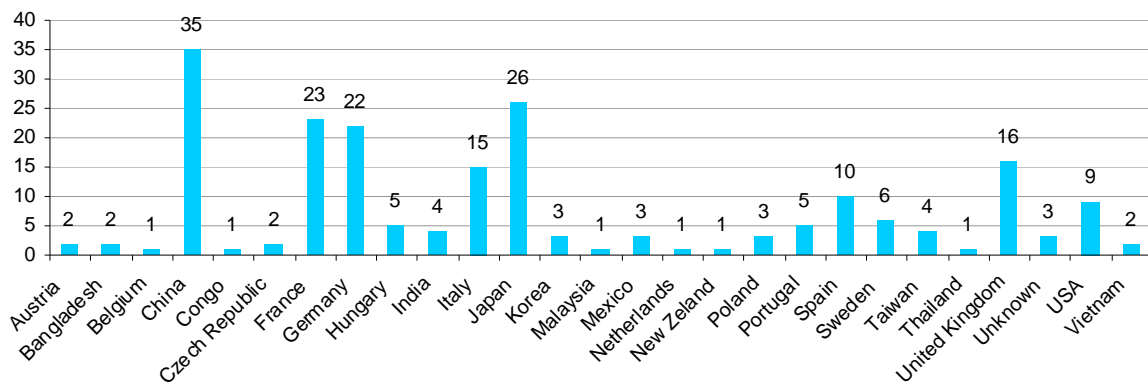
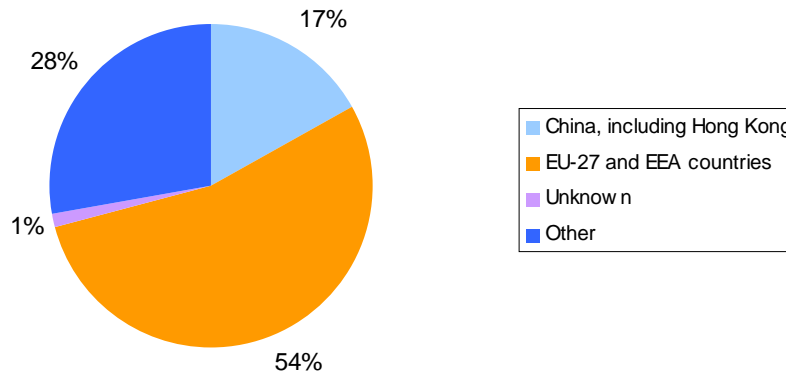
5. Reactions by country of origin of the notified product

Whereas the current tendency is that at least half of the dangerous products notified originate from China (including Hong Kong), this is not reflected in the reactions. Only 35 reactions (17%) concerned notifications where the notified product has its origin in China or Hong Kong.

Most reactions (111 reactions, 54%) concerned notifications of products originating from the Member States. In total, 13 Member States or EEA-countries were reported as the country of origin for the notified products.

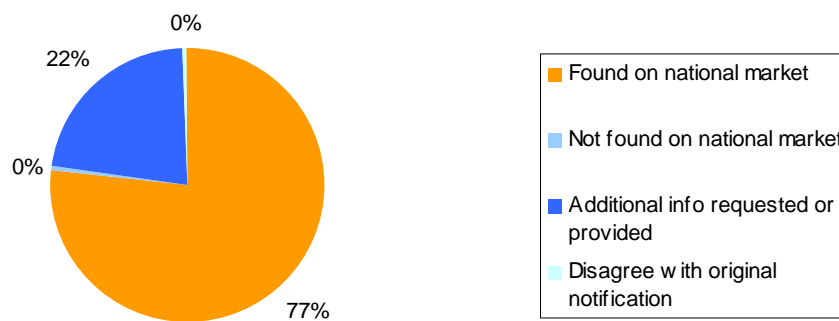
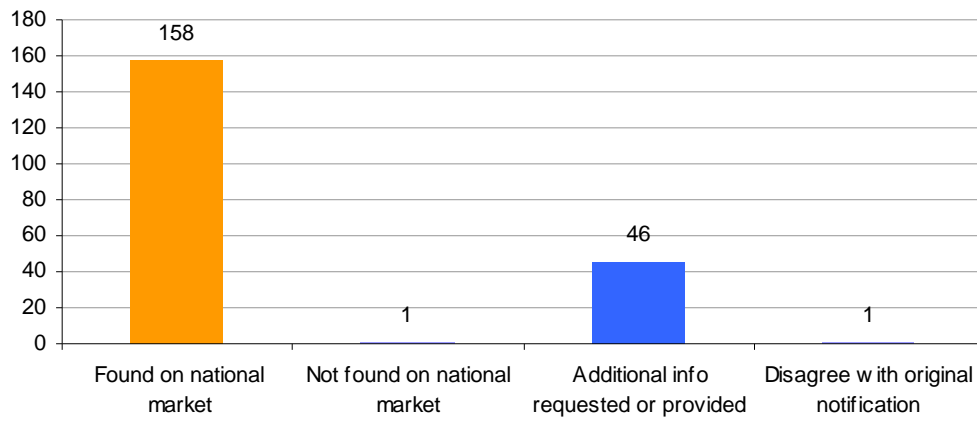
57 reactions (28%) concerned notifications on products originating from other countries.

In December, only 3 cases of reactions were sent on notifications of which the country of origin was unknown.



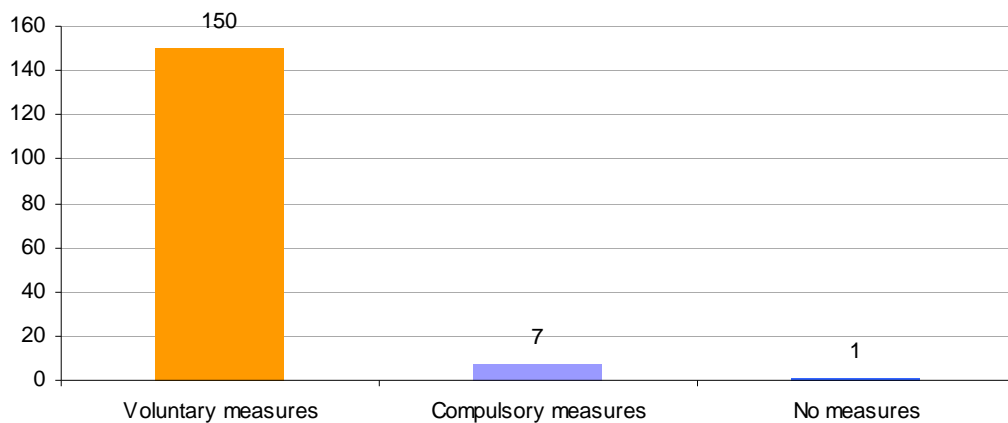
6. Reactions by type of reaction

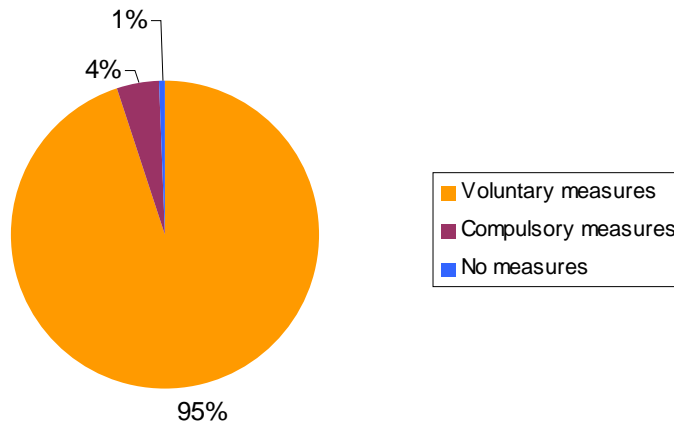
In the vast majority of reactions received, Member States stated that the notified product was found on their market (158 reactions, 77% of all reactions). In December there were 46 cases of reaction in which the reacting country requested or provided additional information on the case and 1 case of reaction in which the country did not agree with the information provided in the notification, mainly with the conclusions of the risk assessment presented by the notifying Member State. There was also 1 reaction in which Member States informed the Commission that the notified product was not found on their markets.



Measures taken by the reacting country in case the product was found on its national market...

In all the cases where the reacting country found the product on its national market (158 reactions), measures taken were also indicated. In 150 cases (95%), those measures were taken by the economic operators (voluntary measures). In December 7 cases of measures ordered by the national authorities (compulsory measures) has been notified (4%). There was also 1 case in which no measures have been indicated.





... and correlation with the measures taken by the notifying country

For 89% of the reactions indicating that the reacting country found the product on its market, it is the case that both the notifying and the reacting country indicated voluntary measures.

		Measures taken by the notifying country			
		Compulsory	Voluntary	Both	Total
Measures taken by the reacting country	Voluntary		2		2
	Compulsory	5	2		7
	No measures	5	1	3	217
	Total	10	217	3	230

