



Special Eurobarometer 461

Annex

Designing Europe's future:

Trust in institutions

Globalisation

Support for the euro, opinions about free trade and solidarity

Fieldwork
April 2017

Survey requested by the European Commission,
Directorate-General for Communication
and co-ordinated by the Directorate-General for Communication






























This document does not represent the point of view of the European Commission.
The interpretations and opinions contained in it are solely those of the authors.

Special Eurobarometer 461 – Wave EB87.2 – TNS opinion & social
































QA4.1 I would like to ask you a question about how much trust you have in certain institutions. For each of the following institutions, please tell me if you tend to trust it or tend not to trust it.

The (NATIONALITY) Government (%)

		Tend to trust		Tend not to trust		Don't know
		EB87.2	Diff. EB87.2 - Aut.2016	EB87.2	Diff. EB87.2 - Aut.2016	
EU28		40	9	56	-8	4
BE		45	4	53	-3	2
BG		31	9	56	-14	13
CZ		36	8	61	-9	3
DK		60	14	35	-15	5
DE		64	13	32	-11	4
EE		55	18	35	-17	10
IE		45	5	49	-7	6
EL		13	4	86	-4	1
ES		18	-2	79	2	3
FR		25	8	72	-7	3
HR		26	0	72	1	2
IT		27	12	67	-14	6
CY		34	2	57	-3	9
LV		27	-5	69	7	4
LT		35	6	60	-1	5
LU		70	4	24	-1	6
HU		46	11	50	-11	4
MT		52	0	34	-2	14
NL		78	19	21	-17	1
AT		60	20	37	-17	3
PL		35	9	59	-8	6
PT		52	13	44	-13	4
RO		38	9	57	-9	5
SI		17	0	80	0	3
SK		36	4	60	-2	4
FI		66	8	31	-9	3
SE		72	16	26	-15	2
UK		45	10	52	-4	3






























QA4.2 I would like to ask you a question about how much trust you have in certain institutions. For each of the following institutions, please tell me if you tend to trust it or tend not to trust it.

The European Union (%)

		Tend to trust		Tend not to trust		Don't know
		EB87.2	Diff. EB87.2 - Aut.2016	EB87.2	Diff. EB87.2 - Aut.2016	
EU28		47	11	46	-8	7
BE		52	4	46	-3	2
BG		59	10	29	-5	12
CZ		35	6	61	-5	4
DK		56	11	37	-9	7
DE		57	20	38	-15	5
EE		54	10	31	-5	15
IE		56	7	36	-6	8
EL		27	7	71	-7	2
ES		35	1	57	3	8
FR		40	14	54	-11	6
HR		43	0	52	2	5
IT		39	9	48	-10	13
CY		36	8	59	-4	5
LV		47	2	45	5	8
LT		64	9	30	1	6
LU		60	9	32	-9	8
HU		52	10	41	-9	7
MT		66	14	19	-9	15
NL		64	22	32	-19	4
AT		44	9	51	-7	5
PL		57	12	34	-8	9
PT		51	3	42	0	7
RO		59	7	35	-6	6
SI		32	-5	62	5	6
SK		51	9	44	-3	5
FI		60	9	33	-10	7
SE		56	13	39	-9	5
UK		40	9	52	-4	8






























QA4.3 I would like to ask you a question about how much trust you have in certain institutions. For each of the following institutions, please tell me if you tend to trust it or tend not to trust it.

The media (%)

		Tend to trust	Tend not to trust	Don't know
EU28		34	61	5
BE		37	61	2
BG		48	42	10
CZ		37	61	2
DK		41	52	7
DE		43	53	4
EE		39	52	9
IE		32	63	5
EL		15	84	1
ES		32	65	3
FR		23	74	3
HR		30	66	4
IT		34	57	9
CY		30	68	2
LV		41	53	6
LT		46	50	4
LU		36	58	6
HU		29	66	5
MT		26	57	17
NL		47	49	4
AT		39	56	5
PL		35	56	9
PT		57	40	3
RO		47	48	5
SI		26	70	4
SK		36	58	6
FI		61	35	4
SE		42	53	5
UK		21	76	3

QA4.4 I would like to ask you a question about how much trust you have in certain institutions. For each of the following institutions, please tell me if you tend to trust it or tend not to trust it.

Justice/ the (NATIONALITY) legal system (%)

		Tend to trust		Tend not to trust		Don't know
		EB87.2	Diff. EB87.2 - Aut.2016	EB87.2	Diff. EB87.2 - Aut.2016	
EU28		52	1	44	0	4
BE		54	4	44	-4	2
BG		21	4	70	-5	9
CZ		42	-3	53	2	5
DK		86	2	10	-3	4
DE		72	3	26	-1	2
EE		60	3	28	-2	12
IE		56	-7	37	5	7
EL		43	-9	55	8	2
ES		25	-18	72	19	3
FR		49	5	47	-4	4
HR		26	-3	71	4	3
IT		41	10	53	-10	6
CY		40	-2	54	4	6
LV		34	0	56	6	10
LT		46	0	48	2	6
LU		69	-5	24	6	7
HU		46	0	48	-2	6
MT		36	-6	49	4	15
NL		83	4	16	-3	1
AT		77	4	22	-1	1
PL		38	-6	54	5	8
PT		38	-6	58	6	4
RO		41	1	54	-2	5
SI		16	-5	81	6	3
SK		31	1	64	3	5
FI		85	1	13	-2	2
SE		78	6	19	-6	3
UK		69	7	28	-2	3

QA5.1 Could you please tell me for each of the following, whether the term brings to mind something very positive, fairly positive, fairly negative or very negative?

Free trade (%)

		Very positive		Fairly positive		Fairly negative		Very negative		Don't know	Total 'Positive'		Total 'Negative'	
		EB87.2	Diff. EB87.2 - Aut.2016	EB87.2	Diff. EB87.2 - Aut.2016	EB87.2	Diff. EB87.2 - Aut.2016	EB87.2	Diff. EB87.2 - Aut.2016		EB87.2	Diff. EB87.2 - Aut.2016	EB87.2	Diff. EB87.2 - Aut.2016
EU28		22	5	51	0	17	-2	4	-1	6	73	5	21	-3
BE		13	4	56	4	23	-4	5	-1	3	69	8	28	-5
BG		30	0	51	3	11	0	3	0	5	81	3	14	0
CZ		20	6	52	-7	21	3	4	1	3	72	-1	25	4
DK		39	9	46	-1	7	-3	2	1	6	85	8	9	-2
DE		30	9	53	2	11	-6	2	-3	4	83	11	13	-9
EE		23	2	58	0	9	0	1	0	9	81	2	10	0
IE		33	6	51	-6	7	-1	2	1	7	84	0	9	0
EL		15	4	43	-7	26	-1	12	2	4	58	-3	38	1
ES		14	3	47	-5	22	3	6	1	11	61	-2	28	4
FR		10	4	49	4	25	-4	8	1	8	59	8	33	-3
HR		23	2	49	-5	17	0	7	2	4	72	-3	24	2
IT		17	1	51	3	21	-1	6	1	5	68	4	27	0
CY		17	4	41	-5	25	0	12	3	5	58	-1	37	3
LV		16	2	55	-3	17	1	5	3	7	71	-1	22	4
LT		26	9	56	-4	12	-1	2	0	4	82	5	14	-1
LU		19	7	58	-2	14	-2	3	-1	6	77	5	17	-3
HU		17	6	50	-1	20	-3	7	0	6	67	5	27	-3
MT		24	1	58	2	6	-2	1	0	11	82	3	7	-2
NL		25	7	55	-5	16	0	2	0	2	80	2	18	0
AT		14	0	46	12	23	-8	11	-3	6	60	12	34	-11
PL		22	2	61	-1	11	0	2	0	4	83	1	13	0
PT		18	4	60	-2	11	-4	2	1	9	78	2	13	-3
RO		24	5	49	0	17	-4	5	1	5	73	5	22	-3
SI		17	7	49	-6	23	-2	7	2	4	66	1	30	0
SK		17	3	52	-4	18	-3	5	2	8	69	-1	23	-1
FI		21	7	59	1	12	-4	2	-2	6	80	8	14	-6
SE		32	4	51	1	12	-4	2	0	3	83	5	14	-4
UK		33	9	46	-5	11	-2	3	1	7	79	4	14	-1

QA5.2 Could you please tell me for each of the following, whether the term brings to mind something very positive, fairly positive, fairly negative or very negative?

Globalisation (%)

		Very positive		Fairly positive		Fairly negative		Very negative		Don't know	Total 'Positive'		Total 'Negative'	
		EB87.2	Diff. EB87.2 - Aut.2016	EB87.2	Diff. EB87.2 - Aut.2016	EB87.2	Diff. EB87.2 - Aut.2016	EB87.2	Diff. EB87.2 - Aut.2016		EB87.2	Diff. EB87.2 - Aut.2016	EB87.2	Diff. EB87.2 - Aut.2016
EU28		11	3	43	3	28	-4	9	1	9	54	6	37	-3
BE		7	1	42	-2	37	3	9	-2	5	49	-1	46	1
BG		14	-2	37	2	23	0	6	0	20	51	0	29	0
CZ		6	2	33	2	38	-3	16	1	7	39	4	54	-2
DK		29	6	51	-1	11	-2	3	1	6	80	5	14	-1
DE		15	6	50	5	22	-8	6	0	7	65	11	28	-8
EE		5	-1	40	4	30	1	7	1	18	45	3	37	2
IE		21	4	46	0	17	-3	5	0	11	67	4	22	-3
EL		3	1	23	2	37	-4	32	0	5	26	3	69	-4
ES		10	4	34	-6	27	-2	9	3	20	44	-2	36	1
FR		6	2	36	2	37	-5	14	3	7	42	4	51	-2
HR		14	4	40	-2	28	-5	11	4	7	54	2	39	-1
IT		9	1	40	6	32	-4	10	1	9	49	7	42	-3
CY		11	5	29	2	28	-4	23	2	9	40	7	51	-2
LV		5	2	34	3	30	-2	9	2	22	39	5	39	0
LT		12	5	49	5	20	-6	5	1	14	61	10	25	-5
LU		7	0	51	14	31	-5	4	-5	7	58	14	35	-10
HU		8	3	38	-1	33	-2	11	1	10	46	2	44	-1
MT		15	-1	49	0	15	0	4	1	17	64	-1	19	1
NL		11	4	53	4	27	-5	4	0	5	64	8	31	-5
AT		13	2	40	1	29	-3	12	1	6	53	3	41	-2
PL		9	2	53	9	24	-7	4	-1	10	62	11	28	-8
PT		13	1	54	2	14	-4	3	1	16	67	3	17	-3
RO		14	3	38	2	26	-3	11	0	11	52	5	37	-3
SI		9	3	35	-2	38	1	12	2	6	44	1	50	3
SK		6	1	39	1	33	-3	9	3	13	45	2	42	0
FI		13	4	57	-2	21	-1	2	-1	7	70	2	23	-2
SE		21	4	55	2	18	-4	3	0	3	76	6	21	-4
UK		12	1	44	2	25	1	8	2	11	56	3	33	3


















QA5.4 Could you please tell me for each of the following, whether the term brings to mind something very positive, fairly positive, fairly negative or very negative?

Solidarity (%)

		Very positive		Fairly positive		Fairly negative		Very negative		Don't know	Total 'Positive'		Total 'Negative'	
		EB87.2	Diff. EB87.2 - Aut.2016	EB87.2	Diff. EB87.2 - Aut.2016	EB87.2	Diff. EB87.2 - Aut.2016	EB87.2	Diff. EB87.2 - Aut.2016		EB87.2	Diff. EB87.2 - Aut.2016	EB87.2	Diff. EB87.2 - Aut.2016
EU28		34	4	45	-2	14	0	4	1	3	79	2	18	1
BE		28	2	49	-1	19	0	3	0	1	77	1	22	0
BG		45	3	42	3	6	-1	2	-1	5	87	6	8	-2
CZ		21	4	48	-4	23	1	6	2	2	69	0	29	3
DK		49	4	38	0	8	0	1	-1	4	87	4	9	-1
DE		37	2	45	-5	13	3	3	1	2	82	-3	16	4
EE		19	-6	58	5	12	2	2	1	9	77	-1	14	3
IE		25	2	52	-2	12	1	3	1	8	77	0	15	2
EL		52	1	37	-3	6	0	4	1	1	89	-2	10	1
ES		47	9	38	-5	10	1	2	-2	3	85	4	12	-1
FR		33	2	42	-4	16	-1	6	2	3	75	-2	22	1
HR		38	-3	45	0	10	1	5	2	2	83	-3	15	3
IT		33	6	47	-1	15	-1	3	0	2	80	5	18	-1
CY		48	1	36	0	10	-1	3	1	3	84	1	13	0
LV		18	1	50	-3	18	3	5	3	9	68	-2	23	6
LT		26	4	58	-3	9	-1	2	1	5	84	1	11	0
LU		40	6	45	-5	12	1	1	-2	2	85	1	13	-1
HU		29	11	45	-9	16	-2	6	1	4	74	2	22	-1
MT		41	7	48	-8	7	2	1	1	3	89	-1	8	3
NL		25	4	42	2	26	-6	5	1	2	67	6	31	-5
AT		33	1	50	8	12	-3	3	-2	2	83	9	15	-5
PL		26	2	54	0	14	0	2	-1	4	80	2	16	-1
PT		35	-8	54	6	7	3	1	0	3	89	-2	8	3
RO		33	10	46	-4	13	-4	4	0	4	79	6	17	-4
SI		40	5	44	-5	12	0	3	1	1	84	0	15	1
SK		18	-3	53	1	17	-2	5	2	7	71	-2	22	0
FI		34	2	51	0	9	-1	2	0	4	85	2	11	-1
SE		66	7	27	-1	5	-2	0	-2	2	93	6	5	-4
UK		24	6	43	-3	19	2	5	1	9	67	3	24	3

QA6.1 What is your opinion on each of the following statements? Please tell me for each statement, whether you are for it or against it.

A European economic and monetary union with one single currency, the euro (%)

		For		Against		Don't know
		EB87.2	Diff. EB87.2 - Aut.2016	EB87.2	Diff. EB87.2 - Aut.2016	EB87.2
EU28		59	1	36	0	5
BE		75	-1	23	0	2
BG		35	-3	50	0	15
CZ		22	-3	74	2	4
DK		31	1	64	0	5
DE		80	-1	18	3	2
EE		83	2	12	-1	5
IE		84	-1	11	2	5
EL		64	-4	33	3	3
ES		71	0	25	0	4
FR		72	4	24	-4	4
HR		51	-1	44	1	5
IT		58	5	35	-2	7
CY		65	13	32	-11	3
LV		76	-2	20	3	4
LT		62	-5	35	8	3
LU		85	-2	12	1	3
HU		52	0	41	0	7
MT		80	3	16	2	4
NL		81	4	17	-5	2
AT		69	7	27	-7	4
PL		37	3	57	0	6
PT		76	2	19	-4	5
RO		61	6	32	-3	7
SI		81	-4	17	5	2
SK		77	-4	18	2	5
FI		72	-6	24	4	4
SE		31	4	67	-2	2
UK		25	1	69	2	6

QA10.1 Please tell me to what extent you agree or disagree with each of the following statements.

Globalisation is an opportunity for economic growth (%)

		Totally agree		Tend to agree		Tend to disagree		Totally disagree		Don't know	Total 'Agree'		Total 'Disagree'	
		EB87.2	Diff. EB87.2 - Aut.2016	EB87.2	Diff. EB87.2 - Aut.2016	EB87.2	Diff. EB87.2 - Aut.2016	EB87.2	Diff. EB87.2 - Aut.2016		EB87.2	Diff. EB87.2 - Aut.2016	EB87.2	Diff. EB87.2 - Aut.2016
EU28		18	4	44	0	20	-1	9	1	9	62	4	29	0
BE		11	0	50	2	26	-3	9	2	4	61	2	35	-1
BG		19	1	37	4	15	-2	9	0	20	56	5	24	-2
CZ		10	6	39	8	31	-6	12	-5	8	49	14	43	-11
DK		38	8	42	-6	9	2	3	1	8	80	2	12	3
DE		30	6	48	0	13	-1	4	0	5	78	6	17	-1
EE		12	3	42	0	22	2	6	-2	18	54	3	28	0
IE		30	8	48	-2	10	-3	3	-1	9	78	6	13	-4
EL		6	3	25	-2	35	1	28	-2	6	31	1	63	-1
ES		15	5	38	-6	19	-4	9	3	19	53	-1	28	-1
FR		11	5	42	0	25	-4	16	5	6	53	5	41	1
HR		17	6	46	-3	21	-2	9	1	7	63	3	30	-1
IT		13	5	42	2	25	-1	11	-3	9	55	7	36	-4
CY		13	3	35	5	25	3	18	-5	9	48	8	43	-2
LV		16	6	40	-5	20	-1	8	2	16	56	1	28	1
LT		18	7	50	0	13	0	5	0	14	68	7	18	0
LU		16	3	51	1	22	3	3	-4	8	67	4	25	-1
HU		16	2	44	-2	19	0	12	3	9	60	0	31	3
MT		27	6	50	-8	6	2	2	1	15	77	-2	8	3
NL		29	9	51	-2	13	-4	3	1	4	80	7	16	-3
AT		17	2	41	3	24	-1	12	-2	6	58	5	36	-3
PL		16	4	49	4	18	-3	5	-1	12	65	8	23	-4
PT		17	4	54	-1	11	-5	4	1	14	71	3	15	-4
RO		18	3	40	8	23	-6	8	-3	11	58	11	31	-9
SI		21	3	44	1	21	0	9	2	5	65	4	30	2
SK		12	4	43	-2	24	-2	7	0	14	55	2	31	-2
FI		27	4	53	2	11	-7	3	2	6	80	6	14	-5
SE		37	1	49	5	9	-3	3	-1	2	86	6	12	-4
UK		15	-1	48	0	19	3	6	2	12	63	-1	25	5

QA10.2 Please tell me to what extent you agree or disagree with each of the following statements.

Globalisation increases social inequalities (%)

		Totally agree		Tend to agree		Tend to disagree		Totally disagree		Don't know	Total 'Agree'		Total 'Disagree'	
		EB87.2	Diff. EB87.2 - Sp.2010	EB87.2	Diff. EB87.2 - Sp.2010	EB87.2	Diff. EB87.2 - Sp.2010	EB87.2	Diff. EB87.2 - Sp.2010		EB87.2	Diff. EB87.2 - Sp.2010	EB87.2	Diff. EB87.2 - Sp.2010
EU28		24	4	39	-1	21	2	5	1	11	63	3	26	3
BE		28	2	43	-1	21	0	4	1	4	71	1	25	1
BG		27	10	30	-9	16	-1	6	2	21	57	1	22	1
CZ		18	2	43	-2	25	-1	6	4	8	61	0	31	3
DK		20	10	30	-12	27	-6	12	6	11	50	-2	39	0
DE		27	-1	40	-1	21	3	4	0	8	67	-2	25	3
EE		16	1	39	2	20	-5	5	0	20	55	3	25	-5
IE		21	7	42	0	20	2	4	0	13	63	7	24	2
EL		40	-2	40	1	14	1	2	-1	4	80	-1	16	0
ES		25	3	35	-4	16	3	6	1	18	60	-1	22	4
FR		35	4	40	-5	14	2	4	2	7	75	-1	18	4
HR		30	5	40	-1	18	0	4	1	8	70	4	22	1
IT		21	8	38	0	27	7	5	-3	9	59	8	32	4
CY		38	9	35	-2	14	0	4	2	9	73	7	18	2
LV		22	7	36	-3	20	0	5	1	17	58	4	25	1
LT		18	11	39	3	21	-1	7	3	15	57	14	28	2
LU		25	3	44	1	20	0	3	0	8	69	4	23	0
HU		21	-4	42	-4	19	4	9	6	9	63	-8	28	10
MT		11	3	32	7	29	7	8	0	20	43	10	37	7
NL		20	10	38	3	27	-9	8	3	7	58	13	35	-6
AT		28	0	39	-5	23	3	5	2	5	67	-5	28	5
PL		17	1	41	3	24	5	4	2	14	58	4	28	7
PT		17	7	45	-1	19	-2	3	0	16	62	6	22	-2
RO		25	9	36	3	21	3	7	4	11	61	12	28	7
SI		39	1	38	0	15	1	3	1	5	77	1	18	2
SK		24	10	40	-8	19	-3	3	1	14	64	2	22	-2
FI		13	-4	40	-5	31	5	8	4	8	53	-9	39	9
SE		14	2	38	0	28	-1	13	3	7	52	2	41	2
UK		14	3	39	1	25	5	6	1	16	53	4	31	6

QA10.3 Please tell me to what extent you agree or disagree with each of the following statements.

The EU has sufficient power and tools to defend the economic interests of Europe in the global economy (%)

		Totally agree		Tend to agree		Tend to disagree		Totally disagree		Don't know	Total 'Agree'		Total 'Disagree'	
		EB87.2	Diff. EB87.2 - Aut.2016	EB87.2	Diff. EB87.2 - Aut.2016	EB87.2	Diff. EB87.2 - Aut.2016	EB87.2	Diff. EB87.2 - Aut.2016		EB87.2	Diff. EB87.2 - Aut.2016	EB87.2	Diff. EB87.2 - Aut.2016
EU28		16	0	43	-2	24	2	8	2	9	59	-2	32	4
BE		11	1	46	-4	33	4	7	1	3	57	-3	40	5
BG		33	-4	39	2	11	3	5	1	12	72	-2	16	4
CZ		10	1	42	-4	30	3	11	4	7	52	-3	41	7
DK		15	4	42	1	25	1	7	2	11	57	5	32	3
DE		22	1	43	-3	24	3	7	2	4	65	-2	31	5
EE		10	0	41	-2	30	7	7	1	12	51	-2	37	8
IE		22	5	47	-5	13	-2	5	3	13	69	0	18	1
EL		17	-4	40	-7	26	5	12	5	5	57	-11	38	10
ES		19	0	43	-9	15	1	8	4	15	62	-9	23	5
FR		11	1	34	-4	32	3	14	5	9	45	-3	46	8
HR		17	-7	49	-2	20	5	8	5	6	66	-9	28	10
IT		12	1	45	1	26	2	9	2	8	57	2	35	4
CY		23	1	37	-6	22	6	10	3	8	60	-5	32	9
LV		18	0	39	-11	23	5	8	4	12	57	-11	31	9
LT		22	6	49	-9	17	3	4	2	8	71	-3	21	5
LU		15	5	46	-9	27	3	5	2	7	61	-4	32	5
HU		14	-7	41	2	24	0	12	4	9	55	-5	36	4
MT		20	2	45	-5	15	1	3	1	17	65	-3	18	2
NL		14	5	39	-6	35	1	7	2	5	53	-1	42	3
AT		19	-5	44	2	24	2	9	2	4	63	-3	33	4
PL		17	-4	52	-1	18	4	5	3	8	69	-5	23	7
PT		18	-7	60	2	8	0	2	1	12	78	-5	10	1
RO		23	1	42	0	19	-1	7	2	9	65	1	26	1
SI		20	-1	37	-5	28	5	11	4	4	57	-6	39	9
SK		12	-2	47	-4	22	3	6	0	13	59	-6	28	3
FI		13	1	43	-6	32	3	7	4	5	56	-5	39	7
SE		11	2	39	-7	31	6	10	-1	9	50	-5	41	5
UK		9	-2	41	-1	25	3	10	4	15	50	-3	35	7

QA10.4 Please tell me to what extent you agree or disagree with each of the following statements.

The European Union helps to protect European citizens from the negative effects of globalisation (%)

ASK TO SPLIT A ONLY






























		Totally agree		Tend to agree		Tend to disagree		Totally disagree		Don't know	Total 'Agree'		Total 'Disagree'	
		EB87.2	Diff. EB87.2 - Aut.2013	EB87.2	Diff. EB87.2 - Aut.2013	EB87.2	Diff. EB87.2 - Aut.2013	EB87.2	Diff. EB87.2 - Aut.2013		EB87.2	Diff. EB87.2 - Aut.2013	EB87.2	Diff. EB87.2 - Aut.2013
EU28		9	4	36	-1	30	0	13	-1	12	45	3	43	-1
BE		7	2	44	0	34	-3	10	1	5	51	2	44	-2
BG		17	9	32	-13	16	-3	12	4	23	49	-4	28	1
CZ		6	3	29	-11	36	0	21	9	8	35	-8	57	9
DK		13	4	44	-11	21	-4	8	5	14	57	-7	29	1
DE		12	7	38	-4	31	-2	11	1	8	50	3	42	-1
EE		7	2	31	-21	30	6	12	5	20	38	-19	42	11
IE		16	5	45	4	19	-1	6	-6	14	61	9	25	-7
EL		4	-1	25	-2	40	-1	25	1	6	29	-3	65	0
ES		8	2	34	1	25	-2	14	-4	19	42	3	39	-6
FR		5	2	25	-6	38	2	22	3	10	30	-4	60	5
HR		13	8	42	-2	28	-3	11	3	6	55	6	39	0
IT		9	5	35	7	28	-6	16	-6	12	44	12	44	-12
CY		8	7	36	14	33	-5	15	-14	8	44	21	48	-19
LV		9	5	31	-12	31	2	17	8	12	40	-7	48	10
LT		8	0	44	1	27	6	9	2	12	52	1	36	8
LU		10	2	38	0	35	5	9	-1	8	48	2	44	4
HU		12	4	36	-6	29	1	15	1	8	48	-2	44	2
MT		13	2	52	4	15	3	2	-4	18	65	6	17	-1
NL		7	3	37	-7	36	2	11	6	9	44	-4	47	8
AT		9	3	37	-4	31	-1	17	2	6	46	-1	48	1
PL		11	2	42	-9	26	6	7	4	14	53	-7	33	10
PT		8	5	43	14	30	-4	5	-11	14	51	19	35	-15
RO		17	12	39	-2	24	1	8	-4	12	56	10	32	-3
SI		12	7	29	-10	38	8	16	-2	5	41	-3	54	6
SK		8	2	38	-2	30	-3	10	-2	14	46	0	40	-5
FI		10	3	46	-7	29	0	5	-2	10	56	-4	34	-2
SE		6	2	41	-4	26	-9	13	3	14	47	-2	39	-6
UK		6	2	36	6	32	4	10	-4	16	42	8	42	0

QA10.5 Please tell me to what extent you agree or disagree with each of the following statements.
The European Union enables European citizens to better benefit from the positive effects of globalisation (%)

ASK TO SPLIT B ONLY

		Totally agree		Tend to agree		Tend to disagree		Totally disagree		Don't know	Total 'Agree'		Total 'Disagree'	
		EB87.2	Diff. EB87.2 - Aut.2014	EB87.2	Diff. EB87.2 - Aut.2014	EB87.2	Diff. EB87.2 - Aut.2014	EB87.2	Diff. EB87.2 - Aut.2014		EB87.2	Diff. EB87.2 - Aut.2014	EB87.2	Diff. EB87.2 - Aut.2014
EU28		13	6	42	1	23	-1	10	1	12	55	7	33	0
BE		7	3	43	4	34	-1	11	2	5	50	7	45	1
BG		19	2	33	-1	16	2	11	2	21	52	1	27	4
CZ		7	1	39	0	34	4	12	6	8	46	1	46	10
DK		22	5	43	-8	15	4	4	1	16	65	-3	19	5
DE		18	11	46	5	22	-5	5	-2	9	64	16	27	-7
EE		10	4	41	-2	24	9	6	2	19	51	2	30	11
IE		22	10	47	0	12	-5	5	-3	14	69	10	17	-8
EL		9	3	28	-3	36	3	24	-1	3	37	0	60	2
ES		9	3	36	3	20	-4	11	-3	24	45	6	31	-7
FR		9	4	33	-6	30	4	15	3	13	42	-2	45	7
HR		17	8	43	-3	23	0	9	2	8	60	5	32	2
IT		11	7	39	5	27	-1	12	-4	11	50	12	39	-5
CY		14	6	33	-2	24	4	16	1	13	47	4	40	5
LV		12	6	36	-7	26	5	11	5	15	48	-1	37	10
LT		15	7	51	-3	13	1	4	0	17	66	4	17	1
LU		12	6	51	9	26	-2	4	-1	7	63	15	30	-3
HU		13	3	42	0	24	-1	12	1	9	55	3	36	0
MT		20	-1	54	7	11	3	1	-2	14	74	6	12	1
NL		16	8	43	-2	27	3	6	1	8	59	6	33	4
AT		12	1	37	-4	28	-1	16	6	7	49	-3	44	5
PL		18	8	56	3	13	-1	4	0	9	74	11	17	-1
PT		15	7	47	6	22	-7	3	-3	13	62	13	25	-10
RO		18	5	39	-6	21	6	10	0	12	57	-1	31	6
SI		11	2	40	1	30	3	12	4	7	51	3	42	7
SK		10	4	46	3	25	-1	5	-2	14	56	7	30	-3
FI		13	5	55	1	18	-1	6	2	8	68	6	24	1
SE		26	12	50	0	13	-2	4	0	7	76	12	17	-2
UK		10	3	47	7	20	-3	8	3	15	57	10	28	0

QA11 Which one of the following two statements is closest to your opinion regarding globalisation?
(%)

		Globalisation represents a good opportunity for (NATIONALITY) companies thanks to the opening-up of markets		Globalisation represents a threat to employment and companies in (OUR COUNTRY)		Don't know
		EB87.2	Diff. EB87.2 - Sp.2012	EB87.2	Diff. EB87.2 - Sp.2012	
EU28		51	11	38	-4	11
BE		41	4	58	1	1
BG		44	4	33	1	23
CZ		44	8	48	-2	8
DK		78	6	16	-5	6
DE		65	12	24	-12	11
EE		52	0	34	6	14
IE		67	21	23	-6	10
EL		26	-2	67	3	7
ES		42	7	39	6	19
FR		34	9	59	-6	7
HR		52	6	41	0	7
IT		42	13	48	0	10
CY		39	13	55	-4	6
LV		38	11	49	-4	13
LT		58	16	29	2	13
LU		58	11	35	-5	7
HU		55	24	36	-18	9
MT		66	15	17	-8	17
NL		68	0	27	3	5
AT		49	8	45	-2	6
PL		57	16	28	-4	15
PT		59	28	30	-14	11
RO		50	21	38	5	12
SI		48	6	46	0	6
SK		44	-5	41	2	15
FI		69	17	26	-14	5
SE		72	4	24	-3	4
UK		57	12	29	-8	14