



Flash Eurobarometer 401

YOUNG PEOPLE AND DRUGS

REPORT

Fieldwork: June 2014

Publication: August 2014

This survey has been requested by the European Commission, Directorate-General for Justice and co-ordinated by the Directorate-General for Communication.

This document does not represent the point of view of the European Commission.
The interpretations and opinions contained in it are solely those of the authors.

Flash Eurobarometer 401 - TNS Political & Social

Flash Eurobarometer 401

Young People and Drugs

Conducted by TNS Political & Social at the request of
the European Commission, Directorate-General for Justice

Survey co-ordinated by the European Commission,
Directorate-General for Communication
(DG COMM "Strategy, Corporate Communication Actions
and Eurobarometer" Unit)

TABLE OF CONTENTS

INTRODUCTION	2
EXECUTIVE SUMMARY	4
I. ACCESS TO AND USE OF ILLICIT DRUGS AND SUBSTANCES THAT IMITATE THE EFFECTS OF ILLICIT DRUGS	7
1.1. EXPERIENCE WITH NEW SUBSTANCES THAT IMITATE THE EFFECTS OF ILLICIT DRUGS ..	7
1.2. SELF-REPORTED USE OF CANNABIS	14
1.3. ACCESS TO ILLICIT DRUGS, ALCOHOL AND TOBACCO	18
II. TO BAN OR REGULATE ILLICIT DRUGS AND NEW SUBSTANCES THAT IMITATE THE EFFECTS OF ILLICIT DRUGS?	35
1.1. TO BAN OR REGULATE ILLICIT DRUGS, ALCOHOL AND TOBACCO?	35
1.2. TO BAN OR REGULATE NEW SUBSTANCES THAT IMITATE THE EFFECTS OF ILLICIT DRUGS?	46
III. BECOMING BETTER INFORMED ABOUT ILLICIT DRUGS AND DRUG USE	51
1.1. POTENTIAL SOURCES OF INFORMATION	51
1.2. INFORMATION CHANNELS OVER THE PAST YEAR.....	57
IV. PERCEIVED HEALTH RISKS OF USING DRUGS	66
V. HOW SHOULD SOCIETY'S DRUG PROBLEMS BE TACKLED?	85
ANNEXES	
Technical specifications	
Questionnaire	
Tables	

INTRODUCTION

Drug use and drug-related problems continue to be a major concern for EU citizens, as well as being a significant public health and public safety issue. Around one quarter of the adult population is estimated to have used illicit drugs at some point in their lifetime, with cannabis the most commonly used substance.

Drug experimentation often starts in the school years, and it is estimated that one in four 15-16 year-olds have used an illicit drug¹. Although progress has been made in recent years, drug overdose remains one of the major causes of avoidable mortality in young citizens².

In recent years, the use of 'legal-highs' – currently legal substances that mimic the effect of illicit drugs – has become increasingly popular, and the European Commission is working to strengthen the EU's ability to reduce their availability, as part of an overall drug control framework³.

This survey builds on the work of previous reports (Special Eurobarometer 172 in 2002⁴, Flash Eurobarometer 158 in 2004⁵, Flash Eurobarometer 233 in 2008⁶, and Flash EB 330 in 2011⁷) in exploring young people's perceptions of and attitudes towards drugs, including:

- Self-reported use of cannabis and new substances that imitate the effects of illicit drugs.
- Sources of information about drugs, including their effects and the associated risks.
- Perceived ease of availability of drugs.
- The perceived health risks associated with occasional or regular use of various drugs, including alcohol and tobacco.
- The appropriate legal status of a range of currently illegal drugs, as well as alcohol and tobacco.
- Opinions about the best ways for authorities to tackle drug problems.

Results are analysed at the overall EU28 level and (where sample sizes permit) at country level, and by a range of socio-demographic groups. Where possible, comparisons are made with the results from 2011.

¹ <http://www.emcdda.europa.eu/data/2014>

² <http://www.emcdda.europa.eu/data/2014>

³ http://ec.europa.eu/justice/newsroom/anti-drugs/news/130917_en.htm

⁴ http://ec.europa.eu/public_opinion/archives/ebs/ebs_172_en.pdf

⁵ http://ec.europa.eu/public_opinion/flash/fl158_en.pdf

⁶ http://ec.europa.eu/public_opinion/flash/fl_233_en.pdf

⁷ http://ec.europa.eu/public_opinion/flash/fl_330_en.pdf

This survey was carried out by TNS Political & Social network in the 28 Member States of the European Union between 3 and 23 June 2014. Some 13,128 respondents aged 15-24 from different social and demographic groups were interviewed via telephone (landline and mobile phone) in their mother tongue on behalf of the European Commission, Directorate-General for Justice. The methodology used is that of Eurobarometer surveys as carried out by the Directorate-General for Communication (Strategy, Corporate Communication Actions and Eurobarometer Unit)⁸. A technical note on the manner in which interviews were conducted by the Institutes within the TNS Political & Social network is appended as an annex to this report. Also included are the interview methods and confidence intervals⁹.

Note: In this report, countries are referred to by their official abbreviation. The abbreviations used in this report correspond to:

ABBREVIATIONS			
BE	Belgium	LT	Lithuania
BG	Bulgaria	LU	Luxembourg
CZ	Czech Republic	HU	Hungary
DK	Denmark	MT	Malta
DE	Germany	NL	The Netherlands
EE	Estonia	AT	Austria
IE	Ireland	PL	Poland
EL	Greece	PT	Portugal
ES	Spain	RO	Romania
FR	France	SI	Slovenia
HR	Croatia	SK	Slovakia
IT	Italy	FI	Finland
CY	Republic of Cyprus*	SE	Sweden
LV	Latvia	UK	The United Kingdom
		EU28	European Union – 28 Member States

* Cyprus as a whole is one of the 28 European Union Member States. However, the 'acquis' has been suspended in the part of the country which is not controlled by the government of the Republic of Cyprus. For practical reasons, only the interviews carried out in the part of the country controlled by the government of the Republic of Cyprus are included in the 'CY' category and in the EU28 average.

* * * * *

We wish to thank the people throughout the European Union who have given their time to take part in this survey. Without their active participation, this study would not have been possible.

⁸ http://ec.europa.eu/public_opinion/index_en.htm

⁹ The results tables are included in the annex. It should be noted that the total of the percentages in the tables of this report may exceed 100% when the respondent has the possibility of giving several answers to the question.

EXECUTIVE SUMMARY

ACCESS TO AND USE OF ILLICIT DRUGS AND SUBSTANCES THAT IMITATE THE EFFECTS OF ILLICIT DRUGS

- Most young people (92%) have never used new substances that imitate the effects of illicit drugs.
 - A similar question was asked in 2011¹⁰: at that time 95% of young people had never used these substances.
- Most of the respondents who used new substances in the last 12 months either bought them from, or were given them by, a friend (68%), while 27% bought them from a drug dealer.
- Most of the respondents who have used these new substances in the last 12 months did so at a party or event (65%), or with friends (60%), although 9% used them during normal daily activities.
- 31% of respondents have used cannabis at some point, with 7% using it in the last 30 days.
 - Since 2011, there has been a slight increase in those who say they have used cannabis (+5 percentage points).
- Alcohol and tobacco are considered easier to access than other drugs. The majority of respondents say it would be easy for them to access alcohol (96%) and tobacco (93%) within 24 hours, while 58% say this about cannabis. Fewer respondents say it would be easy to obtain cocaine (25%), new substances (25%), ecstasy (23%) or heroin (13%).
 - At least one in five say it would be impossible to obtain heroin (30%), ecstasy, cocaine (both 24%) or new substances (21%) within 24 hours.

TO BAN OR REGULATE ILLICIT DRUGS AND NEW SUBSTANCES THAT IMITATE THE EFFECTS OF ILLICIT DRUGS?

- There remains a consensus amongst young people that heroin, cocaine and ecstasy should remain banned (96%, 93% and 91% respectively) – these results have not changed since the last survey in 2011.

¹⁰ FL330 Q5: In certain countries some new substances that imitate the effects of illicit drugs are being sold as legal substances in the form of - for example - powders, tablets/pills or herbs. Have you ever used such substances? No, I never used such substances; Yes, I have used such substances.

- Opinions about cannabis are more divided: 53% think it should continue to be banned, while 45% think it should be regulated. Compared to 2011, respondents are now less likely to think cannabis should continue to be banned (-6) or available without restriction (-4), and more likely to say it should be regulated (+11).
- Most (81%) think tobacco should be regulated, while 91% think this way about alcohol.
 - Respondents are more likely now than they were in 2011 to say tobacco should be regulated (+17), and less likely to say it should be unrestricted (-16).
 - Respondents are more likely now than they were in 2011 to say alcohol should be regulated (+15), and less likely to say it should be unrestricted (-14).
- When it comes to banning new substances that mimic the effect of illicit drugs, 35% of respondents think they should be banned under any circumstances, while 47% think they should only be banned if they pose a health risk.

BECOMING BETTER INFORMED ABOUT ILLICIT DRUGS AND DRUG USE

- The Internet is the most-mentioned source of information on illicit drugs and drug use that respondents would turn to (59%), followed by friends (36%), doctors, nurses or health professionals (31%), parents or relatives (25%), or specialised drugs counsellors or centres (21%). Relatively few respondents would turn to the police (13%), the media (10%), someone at school or work (9%), social or youth workers (7%), or a telephone helpline (4%).
 - Compared to 2011, respondents are less likely to mention the Internet , someone at school or work, or the media (all -5), but are more likely to say they would turn to the police (+4), or a doctor, nurse or health professional (+3).
- The Internet is also the most-mentioned source of information on the effects and risks of drugs in the past year (37%), followed by media campaigns (33%), school prevention programmes (32%), and friends (21%).
 - 16% say they have not been informed about the effects and risks of the use of illicit drugs at all in the past year, an increase of 6 percentage points since 2011.
 - Respondents are less likely to say they received information from media campaigns (-12) and school prevention programmes (-9) compared to 2011.

- Young people are most likely to have received information on new substances that imitate the effects of illicit drugs from the Internet (30%), media campaigns (29%), school prevention programmes (22%), or friends (18%)
 - 29% say they have not been informed at all in the past year about new substances that imitate the effects of illicit drugs.

PERCEIVED HEALTH RISKS OF USING DRUGS

- Regular use of cocaine (96%), ecstasy (93%) or new substances (87%) is considered to pose the highest health risk, although more than half of respondents say that using any of these substances once or twice poses a high health risk (cocaine: 62%, ecstasy: 57%, new substances: 57%).
- Drinking alcohol regularly is much more likely to be seen as carrying a high risk compared to drinking it once or twice (57% vs. 4%).
- Although 63% think using cannabis regularly poses a high health risk, far fewer (21%) say this about using cannabis once or twice. In fact, 18% think that using cannabis once or twice carries no risk.

HOW SHOULD SOCIETY'S DRUG PROBLEMS BE TACKLED?

- The three most effective ways for authorities to reduce drugs problems are tough measures against drug dealers and traffickers (57%), information and prevention campaigns (43%), and more sport, entertainment and cultural activities for young people (36%). One third say there should be treatment and rehabilitation of drug users (33%), 25% mention tough measures against drug users and 22% think poverty and unemployment should be reduced. Just 18% mention legalising drugs.
- Compared to 2011, respondents are less likely to mention tough measures against users (-8), tough measures against dealers and traffickers (-7), or information and prevention campaigns (-6). They are more likely to mention making drugs legal (+5).

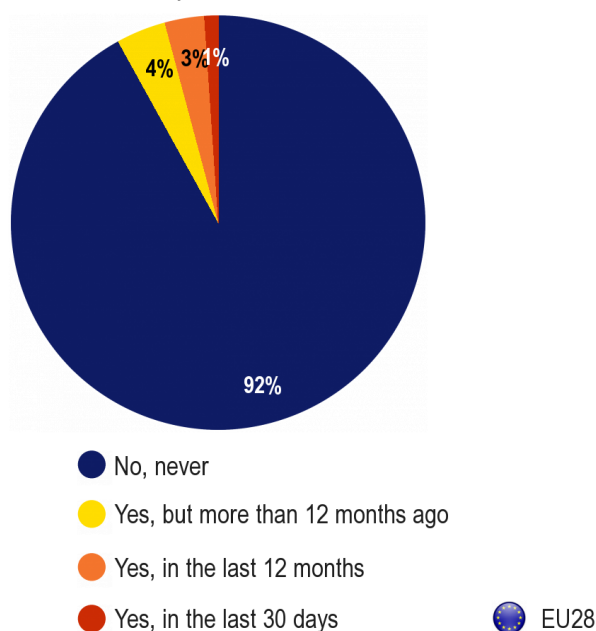
I. ACCESS TO AND USE OF ILLICIT DRUGS AND SUBSTANCES THAT IMITATE THE EFFECTS OF ILLICIT DRUGS

1.1. EXPERIENCE WITH NEW SUBSTANCES THAT IMITATE THE EFFECTS OF ILLICIT DRUGS

- Number of young people who say they have used new substances that imitate the effects of illicit drugs has risen from 5% to 8% between 2011 and 2014 -

Overall, 8% of young people have used 'legal highs' – substances that imitate the effects of illicit drugs¹¹: just 1% have tried them in the last 30 days, 3% in the last 12 months and 4% more than 12 months ago. The large majority, however, have never tried these substances (92%). A similar question was asked in 2011¹²: at that time 5% of young people had used 'legal highs', which is slightly less than today, while 95% had never used these substances.

Q3. New substances that imitate the effects of illicit drugs such as cannabis, ecstasy, cocaine, etc. may now sometimes be available. They are sometimes called [INSERT 'local name' such as, 'legal highs', 'research chemicals'] and can come in different form, for example herbal mixtures, powders, crystals or tablets. Have you ever used such substances?

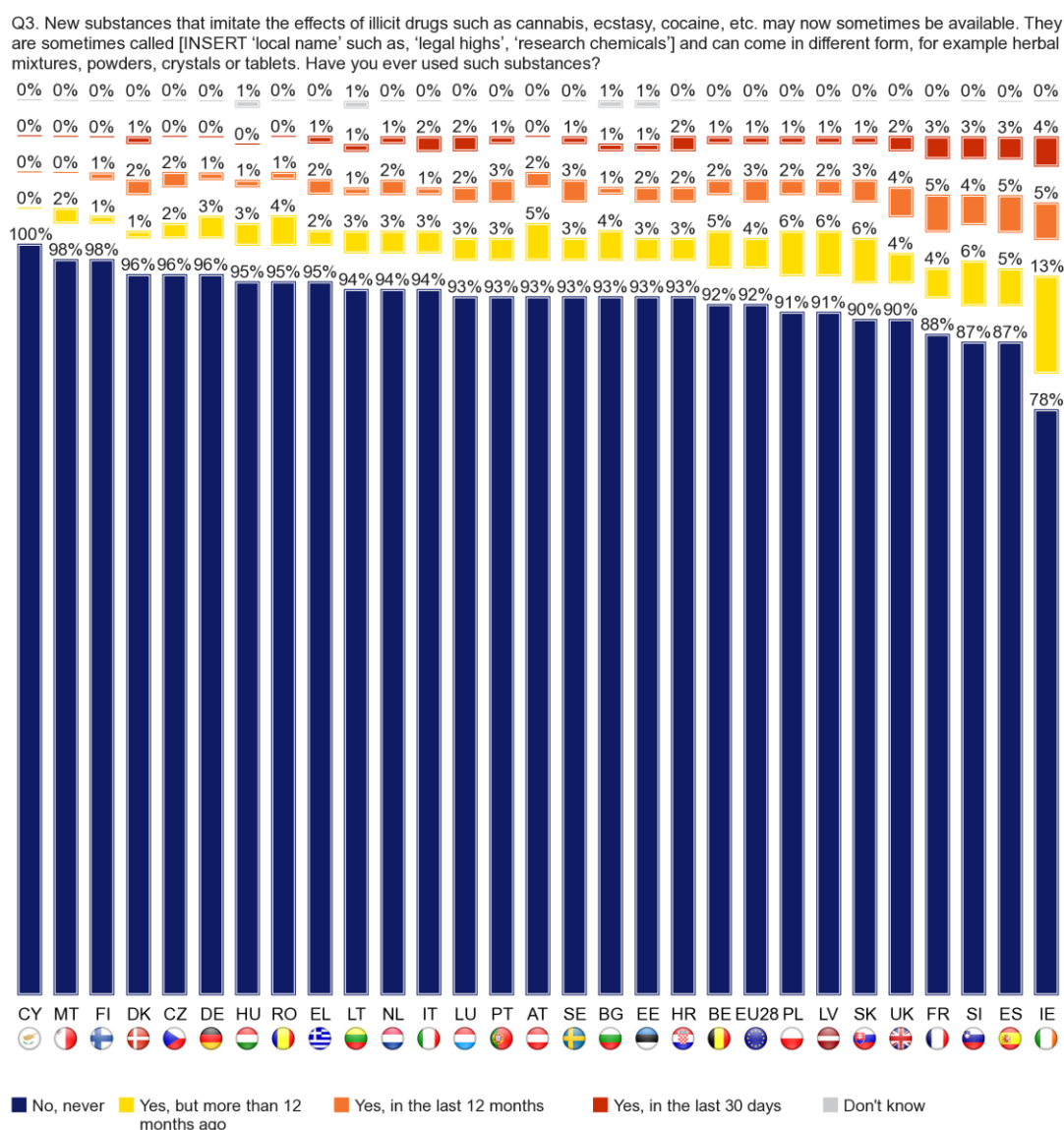


¹¹ Q3. New substances that imitate the effects of illicit drugs such as cannabis, ecstasy, cocaine, etc. may now sometimes be available. They are sometimes called [INSERT 'local name' such as, 'legal highs', 'research chemicals'] and can come in different form, for example herbal mixtures, powders, crystals or tablets. Have you ever used such substances? No, never; Yes, in the last 30 days; Yes, in the last 12 months; Yes, but more than 12 months ago; Refusal; DK/NA

¹² FL330 Q5: In certain countries some new substances that imitate the effects of illicit drugs are being sold as legal substances in the form of - for example - powders, tablets/pills or herbs. Have you ever used such substances? No, I never used such substances; Yes, I have used such substances.






























All of the respondents in Cyprus say they have never tried new substances that imitate the effects of illegal drugs (100%), as do 98% of those in Malta and Finland, and 96% in Denmark, the Czech Republic and Germany. In fact, in all but four Member States at least 90% of respondents say they have never tried these substances. The exceptions are Ireland (78%), Spain, Slovenia (both 87%) and France (88%).

Just over one in five respondents in Ireland say they have tried these so-called legal highs at some point (22%), followed by 13% of young people in Spain and Slovenia, and 12% in France. Respondents in Ireland are the most likely to say they tried these new substances more than 12 months ago (13%), followed by those in Slovenia, Poland, Latvia and Slovakia (all 6%). Respondents in Ireland, Spain and France are the most likely to have tried these substances in the last 12 months (all 5%), while those in Ireland (4%), Spain, Slovenia and France (all 3%) are the most likely to have tried them in the last 30 days.



Countries where the consumption of new substances has increased the most compared to 2011 are Spain (13%; +8 percentage points), France (12%; +7) and Slovakia (10%; +7). Cyprus is the only country where it has decreased (0%; -2).

Q3 New substances that imitate the effects of illicit drugs such as cannabis, ecstasy, cocaine, etc. may now sometimes be available. They are sometimes called [INSERT 'local name' such as, 'legal highs', 'research chemicals'] and can come in different form, for example herbal mixtures, powders, crystals or tablets. Have you ever used such substances?

		Yes	Diff. FL 401 - FL 330	No, never	Diff. FL 401 - FL 330	Don't know/ Refusal	Diff. FL 401 - FL 330
	EU28	8%	+3	92%	-3	0%	=
	ES	13%	+8	87%	-8	0%	=
	FR	12%	+7	88%	-7	0%	=
	SK	10%	+7	90%	-7	0%	=
	IE	22%	+6	78%	-6	0%	=
	SI	13%	+6	87%	-6	0%	=
	IT	6%	+5	94%	-5	0%	-1
	BE	8%	+4	92%	-4	0%	=
	SE	7%	+4	93%	-3	0%	-1
	BG	6%	+3	93%	-3	1%	+1
	EL	5%	+3	95%	-3	0%	=
	NL	6%	+3	94%	-2	0%	=
	AT	7%	+3	93%	-2	0%	-1
	HU	4%	+2	95%	-3	1%	+1
	MT	2%	+2	98%	-2	0%	=
	RO	5%	+2	95%	-2	0%	=
	UK	10%	+2	90%	-1	0%	=
	PT	7%	+1	93%	-1	0%	=
	FI	2%	+1	98%	-1	0%	=
	CZ	4%	=	96%	=	0%	=
	DK	4%	=	96%	=	0%	=
	DE	4%	=	96%	=	0%	=
	EE	6%	=	93%	=	1%	+1
	LV	9%	=	91%	=	0%	=
	LT	5%	=	94%	=	1%	=
	LU	7%	=	93%	=	0%	=
	PL	9%	=	91%	+1	0%	-1
	CY	0%	-2	100%	+2	0%	=
	HR	7%	NA	93%	NA	0%	NA

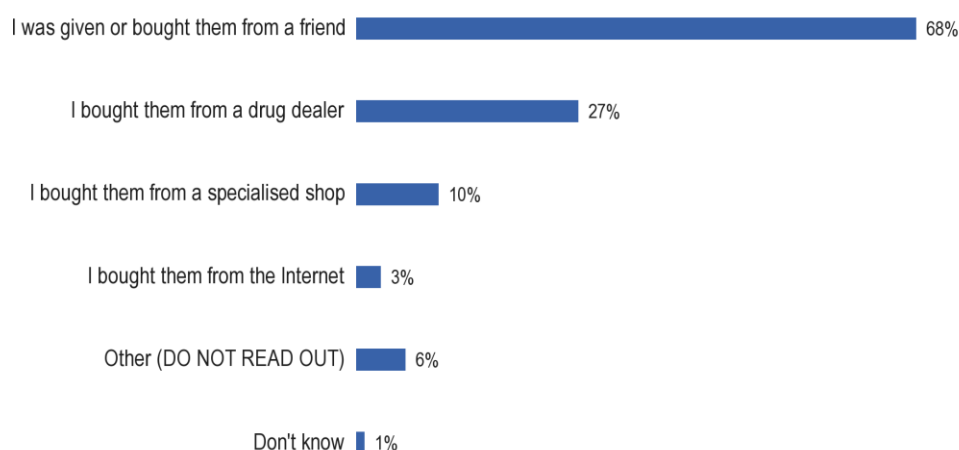
The socio-demographic analysis shows few differences between groups, with at least 90% of young men and young women, and at least 90% of all age groups, saying they have never tried these substances.

Almost all respondents who have never used cannabis also say they have never used these new substances that imitate illicit drugs (99%), 65% of those who have used cannabis in the last 30 days say they have never tried these new substances, while 17% of those who used cannabis in the last 30 days have also used these new substances during the same time period.

- Most users say they obtained these new substances from friends -

Most of the respondents who have used these new substances in the last 12 months either bought them from, or were given them by, a friend (68%)¹³. Just over one quarter (27%) bought them from a drug dealer, while 10% purchased them from a specialised shop and 3% bought them on the Internet.

Q4. Thinking about your use of new substances in the last 12 months, how did you get them?



EU28

(MULTIPLE ANSWERS POSSIBLE)

Base: those who have used new substances in the past year (=4% of the total sample)

A similar question was asked in the EB Flash 330¹⁴ but the list provided did not include "I bought them from a drug dealer". 54% of respondents said they were offered such substances by a friend. Slightly more than a third (36%) said that they were offered these substances during a party or in a club or that they bought them in a specialised shop (33%). Only 7% said they bought them over the Internet.

¹³ Q4. Thinking about your use of new substances in the last 12 months, how did you get them? I was given or bought them from a friend; I bought them from a specialised shop; I bought them from the Internet; I bought them from a drug dealer; Other; DK/NA

¹⁴ FL330 Q6: Where were you offered such substances? I was offered such substances by a friend; I bought such substances in a specialised shop; I was offered such substances during a party or in a club; I bought such substances over the Internet; Other; DK/NA

Due to the small sample size, a country-level analysis could not be performed for this question.

The socio-demographic analysis illustrates that young women are more likely than young men to have obtained these substances from a friend (either bought or given) (76% vs. 63%), while young men are more likely to have purchased these substances from a drug dealer (29% vs. 24%). The youngest respondents are the most likely to have bought or been given the substances by a friend (76% vs. 63%-64%), while 19-21 year-olds are the most likely to have bought them from a drug dealer (33% vs. 24% in other age groups). Those aged 19-24 are the most likely to have purchased them from a specialised shop (11%-12% vs. 7%)

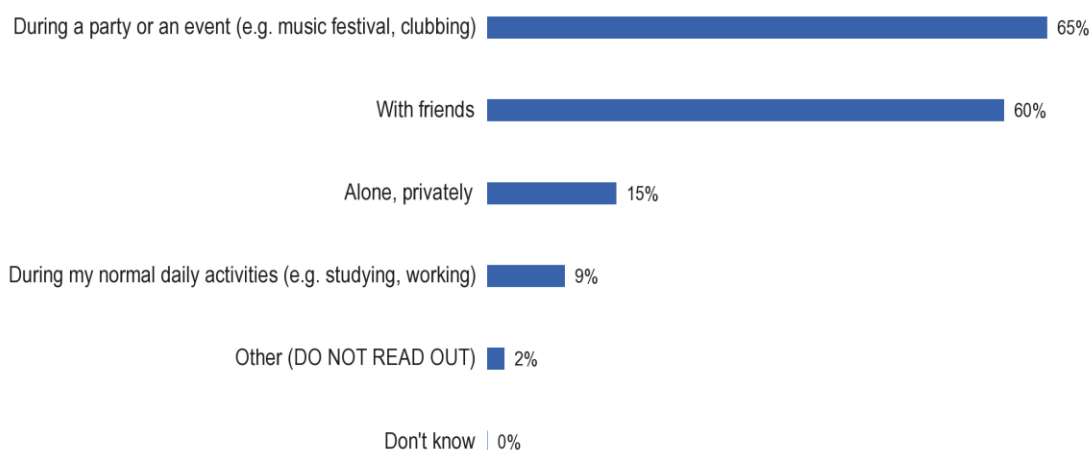
In a similar vein, full-time students are more likely than those who are not to have bought or been given these substances by a friend (76% vs. 57%), but are less likely to have purchased them from a drug dealer (22% vs. 35% of non-students). The occupational status of respondents or the primary earner of the household also has an impact, with those who are self-employed or employees the most likely to say they have bought them or been given them by a friend (72%-74% vs. 50%-66% in other groups).

Respondents in rural villages are more likely than those living in small/mid-sized and large towns to have purchased these new substances from a drug dealer (31% vs. 25% in small/mid-sized towns and 26% in large towns), while those in small/mid-sized towns are the least likely to say they bought or received the substances from a friend (63% vs. 70% in large towns and 73% in rural villages).

- New substances are most likely to have been used during a party or with friends -

Most of the respondents who have used these new substances in the last 12 months did so at a party or event (65%) or with friends (60%)¹⁵, 15% used the substances while alone, while 9% used them during their normal daily activities.

Q5. Thinking about your use of new substances in the last 12 months, under what circumstances did you use them?



(MULTIPLE ANSWERS POSSIBLE)

Base: those who have used new substances in the past year (=4% of the total sample)

Due to the small sample size, a country-level analysis could not be performed for this question.

The socio-demographic analysis shows that young men are more likely than young women to have used these substances alone (19% vs. 10%), while women are more likely to have used them during a party or event (69% vs. 62%).

The younger the respondent, the more likely they are to have used these substances with friends, and the less likely they are to have used them during a party or event. For example, 73% of 15-18 year-olds used these substances with friends, compared to 56% of 19-21 year-olds and 48% of 22-24 year-olds. The same pattern applies to education levels: the lower the education level that a respondent has completed, the more likely they are to have used these substances with friends, and the less likely they are to have used them during a party or event.

Respondents living in large towns are more likely than those from small towns or rural villages to have used these substances at a party or event (69% vs. 62%-63%).

¹⁵ Q5. Thinking about your use of new substances in the last 12 months, under what circumstances did you use them? Alone, privately; With friends; During a party or an event (e.g. music festival, clubbing); During my normal daily activities (e.g. studying, working); Other; DK/NA

There are also variations according to the occupational status of the respondent or the primary household earner. Manual workers are the most likely to have used these substances alone (22% vs. 13%-14% for other groups in this category), or during their normal daily activities (23% vs. 4%-11%). The self-employed are the most likely to have used them with friends (72% vs. 51%-61%), while those not working are the most likely to have used them during a party or event (75% vs. 46%-69%).

Q5 Thinking about your use of new substances in the last 12 months, under what circumstances did you use them?

	Alone, privately	With friends	During a party or an event (e.g. music festival, clubbing)	During my normal daily activities (e.g. studying, working)	Other (DO NOT READ OUT)	DK/NA
EU28	15%	60%	65%	9%	2%	0%
Sex						
Male	19%	60%	62%	9%	1%	0%
Female	10%	60%	69%	8%	2%	-
Age						
15-18	13%	73%	59%	9%	0%	0%
19-21	16%	56%	67%	15%	2%	-
22-24	18%	48%	70%	2%	3%	-
Level of full time education completed						
Primary	8%	74%	37%	10%	0%	0%
Secondary	18%	70%	64%	9%	2%	-
Higher education	15%	45%	75%	8%	2%	-
Subjective urbanisation						
Rural village	18%	61%	62%	10%	0%	-
Small/ Mid-size town	14%	60%	63%	9%	2%	0%
Large town	15%	59%	69%	8%	3%	-
Respondent occupation scale/primary earner						
Self-employed	13%	72%	69%	11%	0%	-
Employee	14%	58%	66%	6%	1%	-
Manual workers	22%	61%	46%	23%	8%	-
Not working	14%	51%	75%	4%	-	0%

(MULTIPLE ANSWERS POSSIBLE)

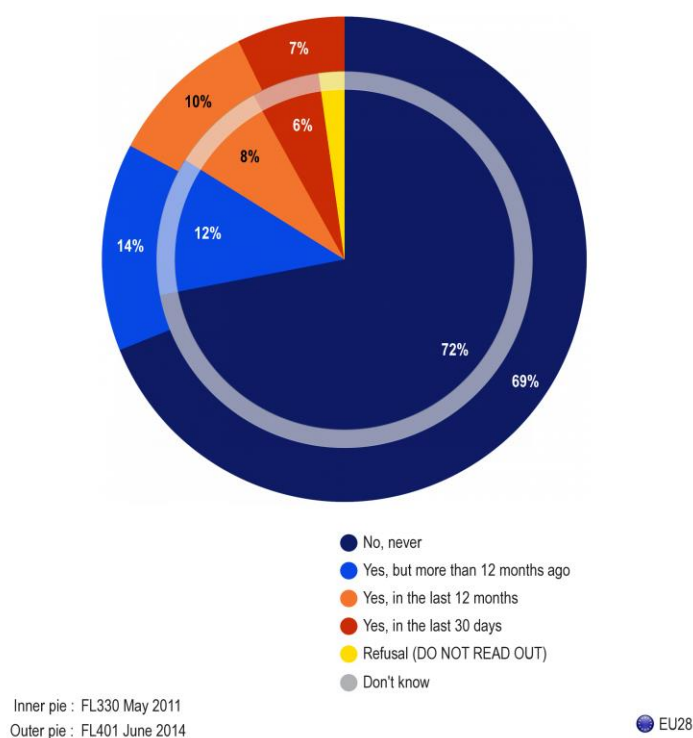
1.2. SELF-REPORTED USE OF CANNABIS

- Almost one in five young people say they have used cannabis in the last year -

Overall, 17% say they have used cannabis at some point in the past 12 months: one in ten (10%) have used cannabis in the last 12 months and 7% in the last 30 days. A further 14% used cannabis more than 12 months ago. Taken together, 31% of respondents have used cannabis at some point, while 69% have never used it¹⁶.

Compared to the 2011 survey, there has been a slight increase in those who say they have used cannabis (+5 percentage points), and a decrease in the proportion who say they have not (-3). There have been increases in the proportion who used cannabis more than 12 months ago (+2), in the last 12 months (+2) and in the last 30 days (+1).

Q12. Have you used cannabis yourself?

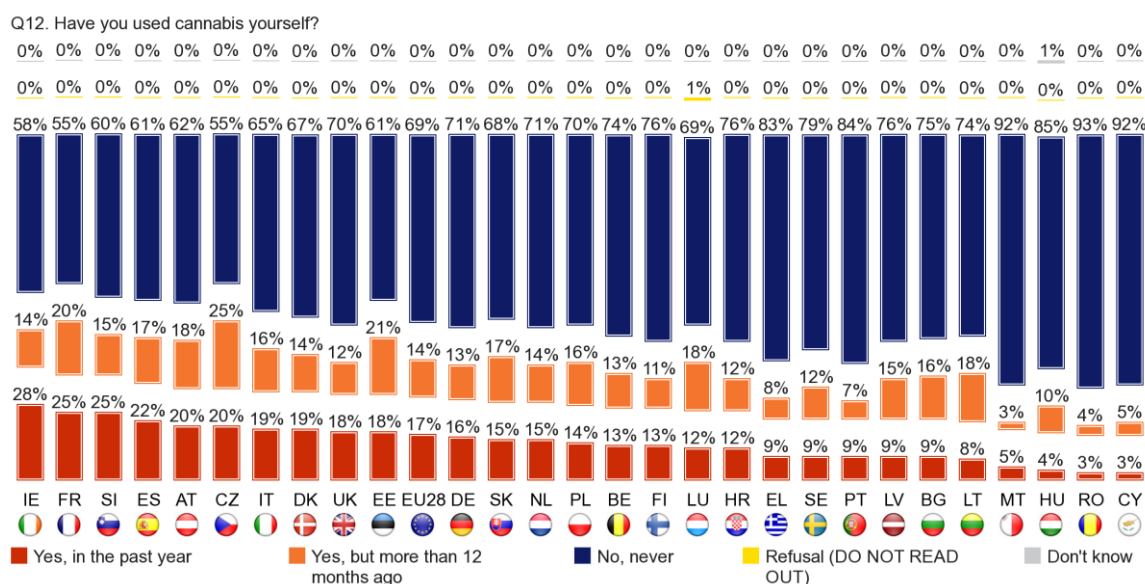


¹⁶ Q12. Have you used cannabis yourself? No, never; Yes, in the last 30 days; Yes, in the last 12 months; Yes, but more than 12 months ago; Refusal; DK/NA

Respondents in Ireland are the most likely to have used cannabis in the past year (28%), followed by those in France, Slovenia (both 25%) and Spain (22%). It is interesting to note that these four Member States also have the highest proportions of respondents who have tried new substances that imitate illicit drugs. At the other end of the scale, just 3% of respondents in Cyprus and Romania and 4% in Hungary say they have used cannabis in the past year.

Young people in the Czech Republic (25%), Estonia (21%) and France (20%) are the most likely to say they used cannabis more than 12 months ago, compared to 3% of those in Malta, 4% in Romania and 5% in Cyprus.

At least nine out of ten respondents in Romania (93%), Malta and Cyprus (both 92%) say they have never used cannabis, compared to 55% of those in the Czech Republic and 58% in Ireland.



Compared to the last survey in 2011, respondents are less likely to say they have never used cannabis (-3). Respondents in Austria (-18), Italy (-17) and Ireland (-11) are now much less likely to say they have never used cannabis. It is worth noting that in Italy and Austria there have been notable increases in the proportion of respondents who have used cannabis in each time period (last 30 days, last 12 months, more than 12 months ago), while in Ireland (+7) the largest increase has been in those who have used cannabis in the last 30 days.






























Going against the overall EU trend, respondents in Portugal (+7), the UK (+5), Belgium (+3), the Czech Republic, Latvia and the Netherlands (all +2) are now more likely to say they have never tried cannabis than they were in 2011.

Respondents in Ireland, Italy, Austria and Slovenia are much more likely to say they used cannabis in the last 30 days (all +7). In contrast, those in the Czech Republic, Portugal (both -5) and Belgium (-3) are much less likely to have used cannabis in the last 30 days compared to 2011.

Those in Italy (+6), Germany and Austria (both +5) are much more likely to say they used cannabis in the last 12 months than they were in 2011. On the other hand, those in Lithuania (-4), the Netherlands and Poland (both -3) are now much less likely to say this.

Respondents in Italy, Luxembourg, Austria (all +8) and Poland (+7) are much more likely to say they used cannabis more than 12 months ago than they were in 2011, while in five countries they are less likely to have done so: the UK (-4), Portugal, Malta (both -2), Germany and Estonia (both -1).

Q12 Have you used cannabis yourself?




	No, never		Yes, in the last 30 days		Yes, in the last 12 months		Yes, but more than 12 months ago		Refusal (DO NOT READ OUT)		Don't know	
	FL401 June 2014	FL330 May 2011	FL401 June 2014	FL330 May 2011	FL401 June 2014	FL330 May 2011	FL401 June 2014	FL330 May 2011	FL401 June 2014	FL330 May 2011	FL401 June 2014	FL330 May 2011
 EU28	69%	-3	7%	+1	10%	+2	14%	+2	0%	-2	0%	=
 BE	74%	+3	5%	-3	8%	-1	13%	+2	0%	-1	0%	=
 BG	75%	=	4%	+2	5%	-1	16%	+1	0%	-2	0%	=
 CZ	55%	+2	5%	-5	15%	+2	25%	+1	0%	=	0%	=
 DK	67%	-4	6%	-1	13%	+4	14%	+1	0%	=	0%	=
 DE	71%	-1	5%	-1	11%	+5	13%	-1	0%	-2	0%	=
 EE	61%	=	5%	+2	13%	+1	21%	-1	0%	-2	0%	=
 IE	58%	-11	16%	+7	12%	+3	14%	+2	0%	-1	0%	=
 EL	83%	-6	2%	=	7%	+2	8%	+5	0%	=	0%	-1
 ES	61%	-1	9%	-2	13%	+2	17%	+2	0%	-1	0%	=
 FR	55%	-9	13%	+1	12%	+3	20%	+6	0%	-1	0%	=
 HR	76%		5%		7%		12%		0%		0%	
 IT	65%	-17	10%	+7	9%	+6	16%	+8	0%	-4	0%	=
 CY	92%	-6	1%	+1	2%	+2	5%	+3	0%	=	0%	=
 LV	76%	+2	3%	-1	6%	-1	15%	+1	0%	-1	0%	=
 LT	74%	-1	2%	-1	6%	-4	18%	+6	0%	=	0%	=
 LU	69%	-8	5%	+1	7%	=	18%	+8	1%	-1	0%	=
 HU	85%	-4	1%	=	3%	+1	10%	+3	0%	-1	1%	+1
 MT	92%	=	1%	+1	4%	+1	3%	-2	0%	=	0%	=
 NL	71%	+2	7%	+1	8%	-3	14%	=	0%	=	0%	=
 AT	62%	-18	9%	+7	11%	+5	18%	+8	0%	-2	0%	=
 PL	70%	-2	5%	+2	9%	-3	16%	+7	0%	-4	0%	=
 PT	84%	+7	3%	-5	6%	=	7%	-2	0%	=	0%	=
 RO	93%	-4	1%	+1	2%	+1	4%	+2	0%	=	0%	=
 SI	60%	-8	13%	+7	12%	=	15%	+1	0%	=	0%	=
 SK	68%	-1	4%	=	11%	+1	17%	+1	0%	-1	0%	=
 FI	76%	-6	4%	+1	9%	+4	11%	+2	0%	-1	0%	=
 SE	79%	-8	3%	+1	6%	+3	12%	+4	0%	=	0%	=
 UK	70%	+5	8%	=	10%	=	12%	-4	0%	-1	0%	=

The socio-demographic analysis shows that young women are more likely than young men to say they have never used cannabis (75% vs. 63%). The older the respondent, the less likely they are to say they have never used cannabis, and the more likely they are to say they used it more than 12 months ago. For example, 80% of 15-18 year-olds say they have never tried cannabis, compared to 64% of those aged 19-21 and 60% of 22-24 year-olds. Full-time students are also more likely than non-students to say they have never used cannabis (72% vs. 64%).

Respondents living in rural villages are the most likely to say they have never used cannabis (74%), compared to 69% in small/mid-sized towns and 62% in large towns.

There seems to be a pattern when comparing use of cannabis and use of new substances that imitate the effect of illicit drugs. The majority of those who have used one of these new substances in a given timeframe have also used cannabis in the same period. For example, 86% of those who have used one of these new substances in the last 30 days also say they have used cannabis in the last 30 days. Six out of ten who used a new substance in the last 12 months have also used cannabis in this period (60%), and the same proportion have used cannabis and a new substance more than 12 months ago. Almost three-quarters (74%) of those who have not used a new substance say they have never used cannabis.

Q12 Have you used cannabis yourself?

	No, never	Yes, in the last 30 days	Yes, in the last 12 months	Yes, but more than 12 months ago	Refusal (DO NOT READ OUT)	DK/NA
EU28	69%	7%	10%	14%	-	-
 Sex						
Male	63%	9%	12%	16%	-	-
Female	75%	5%	7%	13%	-	-
 Age						
15-18	80%	5%	8%	7%	-	-
19-21	64%	9%	11%	16%	-	-
22-24	60%	7%	11%	22%	-	-
 Subjective urbanisation						
Rural village	74%	7%	8%	11%	-	-
Small/ Mid-size town	69%	7%	9%	15%	-	-
Large town	62%	9%	12%	17%	-	-
Has ever used new substances						
Yes, in the last 30 days	8%	86%	4%	1%	-	1%
Yes, in the 12 last months	3%	25%	60%	12%	-	-
Yes more than 12 months ago	9%	17%	14%	60%	-	-
No	74%	5%	8%	13%	-	-

1.3. ACCESS TO ILLICIT DRUGS, ALCOHOL AND TOBACCO

- One in four young people find it easy to obtain new substances that imitate the effects of illicit drugs within 24 hours -

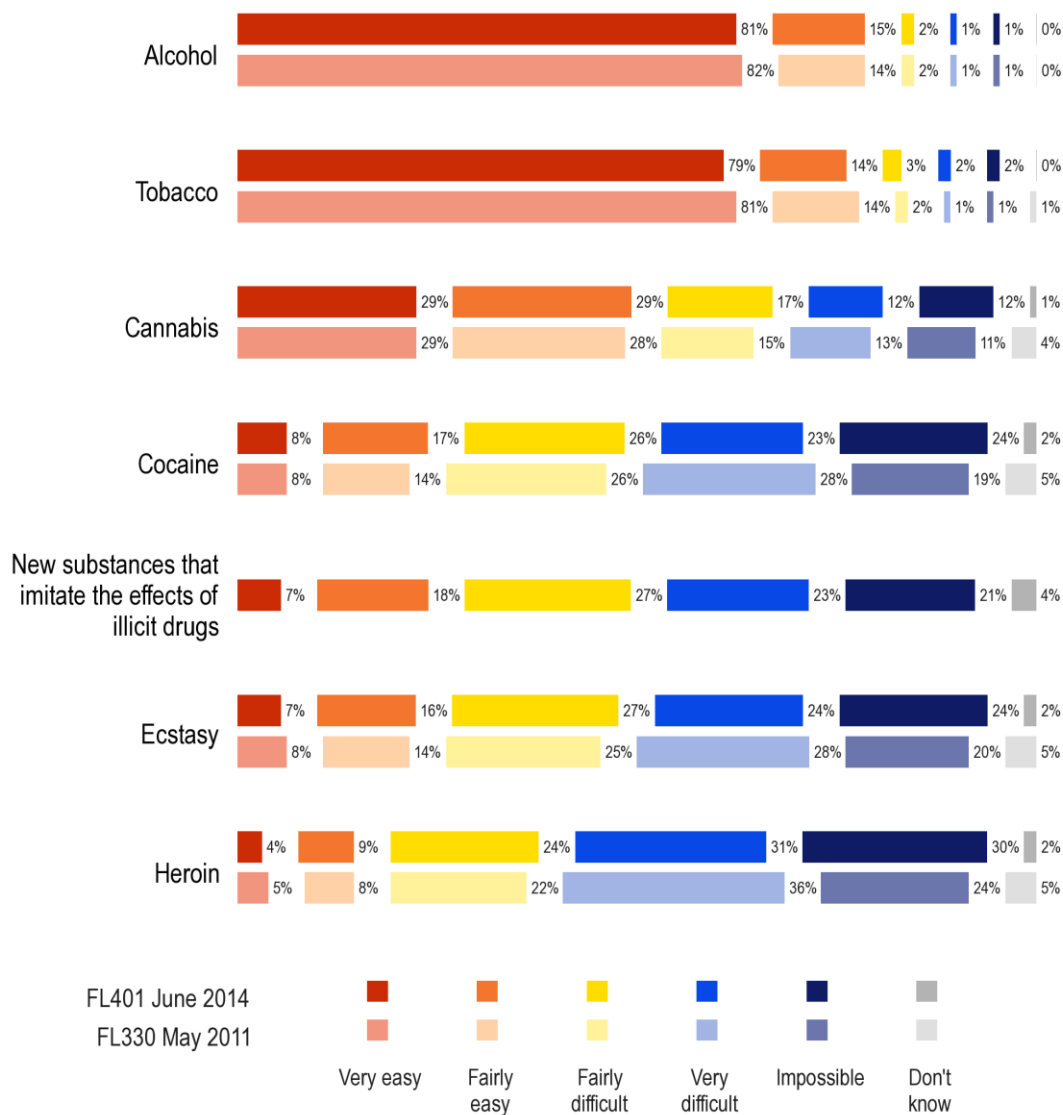
The majority of respondents say it would be easy for them to access alcohol (96%) and tobacco (93%) within 24 hours, with most saying it would be 'very easy' (81% and 79%, respectively)¹⁷. More than half say it would be easy to obtain cannabis (58%), with 29% saying it would be 'very easy'.

Fewer respondents say it would be easy to obtain cocaine (25%), new substances (25%), ecstasy (23%) or heroin (13%). In fact, at least one in five say it would be impossible to obtain any of these substances within 24 hours: heroin (30%); ecstasy, cocaine (both 24%); new substances (21%).

There have been few changes in these results since 2011. Respondents are slightly more likely to say it would be easy to obtain cocaine (+3), but less likely to say it would be easy to obtain tobacco (-2). Respondents are more likely to say it would be impossible to obtain heroin (+6), cocaine (+5) or ecstasy (+4) within a 24-hour period.

¹⁷ Q11. How difficult or easy do you think it would be for you personally to obtain the following substances within 24 hours? Cannabis; Alcohol; Cocaine; Ecstasy; Tobacco; Heroin; New substances that imitate the effects of illicit drugs. Impossible, very difficult, fairly difficult, fairly easy, very easy, DK/NA

Q11. How difficult or easy do you think it would be for you personally to obtain the following substances within 24 hours?



At least nine out of ten respondents in all but two Member States say **alcohol** would be easy to obtain within 24 hours. All respondents in Croatia say it would be easy (100%), as do 99% of those in Denmark, Germany and Austria, and 98% in Spain. The exceptions are Greece (81%) and Cyprus (89%), although even here this represents a large majority of respondents who say obtaining alcohol within 24 hours would be easy.






























Greece is the only country where at least one in ten say that obtaining alcohol within 24 hours would be difficult (13%), although 6% of those in Luxembourg, Malta and Romania also say the same. No respondents in Croatia (0%) and just 1% of those in Denmark, Austria and Germany say that it would be difficult.

Cyprus (8%) and Greece (5%) are the only Member States where at least one in twenty say that obtaining alcohol within 24 hours would be impossible. In fact, in 12 countries no respondents say it would be impossible to obtain alcohol in this timeframe.

There have been few notable shifts in responses compared to the last survey in 2011. Respondents in Cyprus (+6) are now much more likely to say it would be easy to obtain alcohol, while those in Greece (-6), Malta (-5) and Romania (-4) are much less likely to say this. Respondents in Cyprus are also much less likely to say it would be difficult to obtain alcohol in this timeframe (-8), while those in Malta are now much more likely to say it would be difficult (+5).

Q11.2 How difficult or easy do you think it would be for you personally to obtain the following substances within 24 hours?

Alcohol

		Total 'Easy'		Total 'Difficult'		Impossible		Don't know	
		FL401 June 2014	FL330 May 2011	FL401 June 2014	FL330 May 2011	FL401 June 2014	FL330 May 2011	FL401 June 2014	FL330 May 2011
	EU28	96%	=	3%	=	1%	=	0%	=
	BE	94%	-3	4%	+2	2%	+2	0%	-1
	BG	96%	-1	2%	=	1%	=	1%	+1
	CZ	97%	-2	3%	+2	0%	=	0%	=
	DK	99%	+1	1%	-1	0%	=	0%	=
	DE	99%	+2	1%	-1	0%	-1	0%	=
	EE	97%	+2	2%	-3	1%	+1	0%	=
	IE	96%	=	4%	+1	0%	-1	0%	=
	EL	81%	-6	13%	+3	5%	+2	1%	+1
	ES	98%	+1	2%	-1	0%	=	0%	=
	FR	93%	-3	5%	+3	2%	+1	0%	-1
	HR	100%	NA	0%	NA	0%	NA	0%	NA
	IT	95%	-1	5%	+3	0%	-1	0%	-1
	CY	89%	+6	3%	-8	8%	+2	0%	=
	LV	96%	-3	4%	+3	0%	=	0%	=
	LT	96%	=	4%	=	0%	=	0%	=
	LU	93%	-1	6%	=	1%	+1	0%	=
	HU	96%	-1	3%	+1	1%	=	0%	=
	MT	93%	-5	6%	+5	1%	+1	0%	-1
	NL	96%	=	4%	+2	0%	=	0%	-2
	AT	99%	+3	1%	-1	0%	-1	0%	-1
	PL	96%	=	3%	=	1%	=	0%	=
	PT	94%	-2	5%	+2	1%	=	0%	=
	RO	91%	-4	6%	+3	3%	+2	0%	-1
	SI	97%	+2	2%	-2	1%	=	0%	=
	SK	97%	+1	3%	=	0%	-1	0%	=
	FI	93%	-3	5%	+2	2%	+1	0%	=
	SE	95%	=	4%	-1	1%	+1	0%	=
	UK	93%	-2	4%	=	2%	+1	1%	+1

As was the case for alcohol, the large majority of respondents in all Member States say it would be easy for them to obtain **tobacco** within 24 hours, and this is particularly the case for those in Germany (99%), Denmark and Austria (both 98%). In fact, Greece (73%), Cyprus (78%) and Malta (86%) are the only Member States where fewer than nine out of ten say it would be easy to obtain tobacco. These three countries also have the highest proportion of respondents that say obtaining tobacco within 24 hours would be difficult: Greece, Cyprus (both 11%) and Malta (10%). At the other end of the scale, just 1% of respondents in Germany say it would be difficult.






























Greece and Cyprus are also the only countries where at least one in ten say obtaining tobacco within 24 hours would be impossible (15% and 10%, respectively). No respondents in Germany, Denmark, Austria, Portugal or the Czech Republic say the same.

Since 2011 there have generally been smaller changes across countries in the perceived ability to access tobacco compared to other drugs. Respondents in Germany and Austria are now much more likely to say that obtaining tobacco within 24 hours would be easy (both +4), while those in Malta (-9) and Greece (-5) are now much less likely to say this.

Respondents in Malta are now much more likely to say that obtaining tobacco would be difficult (+7) as are those in Portugal (+5). Respondents in Germany, Estonia and Lithuania, on the other hand, are now much less likely to say it would be difficult (all -3). Those in Greece (+5) and Malta (+4) are more likely now than they were in 2011 to say obtaining tobacco within 24 hours would be impossible. Those in Cyprus are less likely to say this (-4).

Q11.5 How difficult or easy do you think it would be for you personally to obtain the following substances within 24 hours?

Tobacco

		Total 'Easy'		Total 'Difficult'		Impossible		Don't know	
		FL401 June 2014	FL330 May 2011	FL401 June 2014	FL330 May 2011	FL401 June 2014	FL330 May 2011	FL401 June 2014	FL330 May 2011
	EU28	93%	-2	5%	+2	2%	+1	0%	-1
	BE	92%	-3	5%	+2	3%	+2	0%	-1
	BG	95%	-1	2%	-1	2%	+1	1%	+1
	CZ	97%	=	3%	+1	0%	-1	0%	=
	DK	98%	+2	2%	-1	0%	=	0%	-1
	DE	99%	+4	1%	-3	0%	-1	0%	=
	EE	96%	+2	3%	-3	1%	+1	0%	=
	IE	91%	-2	6%	+1	3%	+1	0%	=
	EL	73%	-5	11%	-1	15%	+5	1%	+1
	ES	96%	-2	2%	=	1%	+1	1%	+1
	FR	93%	-2	4%	+1	3%	+2	0%	-1
	HR	97%	NA	2%	NA	1%	NA	0%	NA
	IT	94%	=	4%	+2	2%	=	0%	-2
	CY	78%	-1	11%	+4	10%	-4	1%	+1
	LV	93%	-3	4%	=	2%	+2	1%	+1
	LT	94%	+1	3%	-3	2%	+1	1%	+1
	LU	92%	-4	7%	+3	1%	+1	0%	=
	HU	96%	-1	3%	+1	1%	=	0%	=
	MT	86%	-9	10%	+7	4%	+4	0%	-2
	NL	94%	-1	5%	+2	1%	+1	0%	-2
	AT	98%	+4	2%	-1	0%	-1	0%	-2
	PL	96%	+3	3%	-2	1%	=	0%	-1
	PT	92%	-3	8%	+5	0%	-2	0%	=
	RO	92%	-4	5%	+3	3%	+2	0%	-1
	SI	95%	+2	4%	-1	1%	-1	0%	=
	SK	96%	=	3%	=	1%	=	0%	=
	FI	93%	-1	6%	+2	1%	-1	0%	=
	SE	93%	=	6%	+2	1%	-2	0%	=
	UK	91%	-4	7%	+4	2%	=	0%	=

At least seven out of ten respondents in Ireland (72%), Spain (71%) and Italy (70%) say it would be easy to obtain **cannabis** within 24 hours. In fact, in 19 Member States at least half of all respondents say it would be easy to obtain cannabis within 24 hours. Respondents in Romania (19%), Cyprus, Malta (both 32%) and Greece (33%) are the least likely to say it would be easy.

Those in Finland (46%), Cyprus (42%), Malta and Lithuania (both 41%) are the most likely to say that obtaining cannabis would be difficult, compared to 19% of those in Ireland and 22% in Italy and Spain. At least one quarter of respondents in Romania (40%), Greece (36%) and Malta (25%) say it would be 'impossible' to obtain cannabis within 24 hours, while, at the other end of the scale, only 5% of those in the Czech Republic, and 6% in Spain, Denmark and Slovakia say this.






























Respondents in Cyprus (+11), Sweden (+10) and Germany (+9) are now much more likely to say it would be easy to obtain cannabis within 24 hours than they were in 2011. Conversely, those in Latvia (-13), the Netherlands (-11) and Romania (-9) are much less likely to say it would be easy.

Those in Portugal, Malta, Latvia (all +9), Cyprus and Belgium (+8) are now much more likely to say that it would be difficult to obtain cannabis within 24 hours compared to the results from 2011. On the other hand, respondents in Greece (-10) and Germany (-5) are now much less likely to say it would be difficult.

Respondents in Romania are much more likely to say it would be impossible to obtain cannabis within 24 hours than they were in 2011 (+19). Those in Malta and the Netherlands are also much more likely to say this (both +9). In contrast, respondents in Cyprus (-20), Portugal (-8) and Finland (-7) are all much less likely than they were in 2011 to say it would be impossible.

Q11.1 How difficult or easy do you think it would be for you personally to obtain the following substances within 24 hours?

Cannabis

		Total 'Easy'		Total 'Difficult'		Impossible		Don't know	
		FL401 June 2014	FL330 May 2011	FL401 June 2014	FL330 May 2011	FL401 June 2014	FL330 May 2011	FL401 June 2014	FL330 May 2011
	EU28	58%	+1	29%	+1	12%	+1	1%	-3
	BE	59%	-6	29%	+8	11%	+2	1%	-4
	BG	55%	-3	29%	=	11%	+3	5%	=
	CZ	69%	-6	26%	+7	5%	=	0%	-1
	DK	66%	-2	27%	+5	6%	-1	1%	-2
	DE	57%	+9	32%	-5	10%	-3	1%	-1
	EE	50%	-5	36%	+6	12%	-1	2%	=
	IE	72%	+5	19%	-2	8%	-3	1%	=
	EL	33%	+3	30%	-10	36%	+8	1%	-1
	ES	71%	-2	22%	+2	6%	+2	1%	-2
	FR	63%	+1	24%	=	13%	+4	0%	-5
	HR	54%	NA	30%	NA	14%	NA	2%	NA
	IT	70%	-3	22%	+7	7%	+2	1%	-6
	CY	32%	+11	42%	+8	24%	-20	2%	+1
	LV	38%	-13	40%	+9	21%	+6	1%	-2
	LT	40%	-7	41%	+3	18%	+6	1%	-2
	LU	56%	+4	31%	-2	10%	-2	3%	=
	HU	40%	-8	37%	+5	20%	+6	3%	-3
	MT	32%	-7	41%	+9	25%	+9	2%	-11
	NL	58%	-11	28%	+4	14%	+9	0%	-2
	AT	53%	+7	32%	-3	14%	-1	1%	-3
	PL	51%	+1	34%	+4	13%	-1	2%	-4
	PT	49%	=	39%	+9	7%	-8	5%	-1
	RO	19%	-9	40%	-3	40%	+19	1%	-7
	SI	61%	+5	29%	-2	10%	-3	0%	=
	SK	63%	-3	30%	+6	6%	-2	1%	-1
	FI	39%	+4	46%	+4	15%	-7	0%	-1
	SE	54%	+10	36%	-2	10%	-4	0%	-4
	UK	66%	+5	24%	-2	9%	-1	1%	-2

At least one third of respondents in Denmark (44%), Spain, the UK and Ireland (all 36%) say it would be easy for them to obtain **cocaine** within 24 hours. In fact, in 14 Member States at least one in five respondents say it would be easy to obtain cocaine in this timeframe. This compares to just 6% of those in Finland and 9% in Lithuania.

In 15 Member States, at least half of all respondents say it would be difficult to obtain cocaine in this timeframe, and this is particularly the case for those in Slovakia (61%), the Czech Republic (60%) and Estonia (59%). At the other end of the scale, only 32% of those in Greece say the same.

Greece is, however, the only Member State where at least half of all respondents (52%) say it would be impossible to obtain cocaine within 24 hours, although 44% of those in Romania and 43% in Latvia agree. In contrast, just 11% of respondents in Portugal and Denmark say it would be impossible to obtain cocaine in this timeframe.






























At an overall EU level, respondents are more likely than in 2011 to say it would be either impossible (+5) or easy (+3) to obtain cocaine within 24 hours, and less likely to say it would be difficult (-5). At a country level, however, there have been larger changes. Respondents in Belgium, Cyprus, Sweden and the UK (all +8) are all much more likely to say it would be easy to obtain cocaine in this timeframe than they were in 2011. In fact, there are only six Member States where respondents are now less likely to say it would be easy than in 2011: Spain (-7), Italy, Romania (both -5), Lithuania (-2), Finland and Latvia (both -1).

Respondents in the Netherlands (-15), Belgium, Greece, Latvia (-13), France (-11) and Austria (-10) are now much less likely to say it would be difficult to obtain cocaine within 24 hours than they were in 2011. There are only a small number of Member States where respondents are more likely to say that it would be difficult to obtain cocaine in this timeframe: Portugal (+8), Sweden (+3), Estonia, Spain, Slovakia (all +2) and Finland (+1).

There have been large increases since 2011 in the proportion of respondents who say it would be impossible to obtain cocaine within 24 hours, particularly amongst respondents in Romania (+17), Latvia (+16), Italy (+13), Belgium and Malta (both +12). In contrast, respondents in Cyprus (-10) and Sweden (-7) are now much less likely to say it would be impossible.

Q11.3 How difficult or easy do you think it would be for you personally to obtain the following substances within 24 hours?

Cocaine






























		Total 'Easy'		Total 'Difficult'		Impossible		Don't know	
		FL401 June 2014	FL330 May 2011	FL401 June 2014	FL330 May 2011	FL401 June 2014	FL330 May 2011	FL401 June 2014	FL330 May 2011
	EU28	25%	+3	49%	-5	24%	+5	2%	-3
	BE	26%	+8	51%	-13	22%	+12	1%	-7
	BG	28%	+6	47%	-9	19%	+1	6%	+2
	CZ	11%	+3	60%	-4	29%	+1	0%	=
	DK	44%	+4	43%	-3	11%	-2	2%	+1
	DE	18%	+3	58%	-1	23%	-2	1%	=
	EE	10%	=	59%	+2	28%	-3	3%	+1
	IE	36%	+5	45%	-6	18%	+3	1%	-2
	EL	15%	+3	32%	-13	52%	+10	1%	=
	ES	36%	-7	48%	+2	14%	+8	2%	-3
	FR	25%	+5	48%	-11	26%	+11	1%	-5
	HR	16%	NA	53%	NA	29%	NA	2%	NA
	IT	31%	-5	43%	=	23%	+13	3%	-8
	CY	23%	+8	43%	=	31%	-10	3%	+2
	LV	11%	-1	44%	-13	43%	+16	2%	-2
	LT	9%	-2	55%	-6	35%	+11	1%	-3
	LU	16%	+5	58%	-7	24%	+2	2%	=
	HU	16%	+3	50%	=	31%	+3	3%	-6
	MT	25%	+3	42%	-5	30%	+12	3%	-10
	NL	28%	+5	51%	-15	20%	+11	1%	-1
	AT	18%	+7	50%	-10	31%	+6	1%	-3
	PL	17%	+2	49%	-6	33%	+8	1%	-4
	PT	28%	+5	55%	+8	11%	-10	6%	-3
	RO	12%	-5	43%	-9	44%	+17	1%	-3
	SI	21%	+1	55%	-8	24%	+7	0%	=
	SK	12%	=	61%	+2	25%	-2	2%	=
	FI	6%	-1	55%	+1	38%	=	1%	=
	SE	24%	+8	58%	+3	18%	-7	0%	-4
	UK	36%	+8	46%	-5	17%	-1	1%	-2

In seven Member States at least one third of respondents say it would be easy to obtain **new substances** that imitate the effects of illicit drugs, and this is particularly the case in Portugal (42%), Latvia (41%) and the UK (37%). However, in 17 Member States at least half say it would be difficult to obtain these substances within 24 hours, with 60% of those in the Czech Republic, 59% in Spain and 58% in Belgium and Luxembourg saying this. Those in Romania are the least likely to say that obtaining new substances within 24 hours would be difficult (37%).

Respondents in Greece (41%), Finland (33%), Romania (32%) and Lithuania (30%) are the most likely to say it would be impossible to obtain these substances within 24 hours. Just 8% of respondents in Portugal say the same.

Q11.7 How difficult or easy do you think it would be for you personally to obtain the following substances within 24 hours?

New substances that imitate the effects of illicit drugs

		Total 'Easy'	Total 'Difficult'	Impossible	Don't know
	EU28	25%	50%	21%	4%
	BE	20%	58%	20%	2%
	BG	33%	42%	14%	11%
	CZ	11%	60%	27%	2%
	DK	21%	55%	16%	8%
	DE	19%	55%	22%	4%
	EE	14%	46%	26%	14%
	IE	34%	52%	13%	1%
	EL	17%	40%	41%	2%
	ES	21%	59%	19%	1%
	FR	22%	51%	24%	3%
	HR	30%	51%	16%	3%
	IT	24%	50%	19%	7%
	CY	22%	43%	27%	8%
	LV	41%	41%	15%	3%
	LT	15%	50%	30%	5%
	LU	21%	58%	18%	3%
	HU	29%	46%	22%	3%
	MT	17%	51%	28%	4%
	NL	20%	57%	21%	2%
	AT	21%	50%	26%	3%
	PL	33%	45%	20%	2%
	PT	42%	45%	8%	5%
	RO	30%	37%	32%	1%
	SI	18%	55%	24%	3%
	SK	23%	56%	17%	4%
	FI	9%	56%	33%	2%
	SE	35%	49%	14%	2%
	UK	37%	45%	14%	4%

In 20 Member States, at least one in five respondents say it would be easy for them to obtain **ecstasy** within 24 hours, and this particularly true for those in Ireland (48%), Denmark (43%), Bulgaria (34%) and the Netherlands (33%). At the other end of the scale, only 10% of people in Finland, 11% in Lithuania and 14% in Romania say the same.

At least half of all respondents in 16 Member States say it would be difficult to obtain ecstasy within 24 hours, with those in Slovakia, Spain (both 59%), Portugal and Germany (both 58%) the most likely to say this. This compares to 34% of respondents in Greece and 38% in Ireland.

At least four out of ten respondents in Greece (48%) and Romania (42%) say it would be impossible for them to obtain ecstasy within 24 hours, as do 34% of those in Finland. In contrast, 10% in Portugal and Denmark and 14% in Ireland say the same.






























Respondents in Ireland (+16) are now much more likely to say it would be easy for them to obtain ecstasy within 24 hours than they were in 2011, and the same applies for respondents in Cyprus (+10), Belgium and Denmark (both +8). Respondents in Spain, Italy (both -9), Lithuania (-8) and Romania (-7), on the other hand, are much less likely to say it would be easy.

Compared to 2011, respondents in Portugal are now much more likely to say it would be difficult for them to obtain ecstasy within 24 hours (+10), while those in the Netherlands, Ireland (both -13), Slovenia, France and Bulgaria (all -9) are much less likely to say it would be difficult.

Respondents in Romania (+17), Latvia (+13) and Italy (+12) are much more likely to say it would be impossible to obtain ecstasy in this timeframe than they were in 2011. In contrast, those in Cyprus (-15), Portugal (-10) and Slovakia (-8) are much less likely to say it would be impossible.

Q11.4 How difficult or easy do you think it would be for you personally to obtain the following substances within 24 hours?

Ecstasy

		Total 'Easy'		Total 'Difficult'		Impossible		Don't know	
		FL401 June 2014	FL330 May 2011	FL401 June 2014	FL330 May 2011	FL401 June 2014	FL330 May 2011	FL401 June 2014	FL330 May 2011
	EU28	23%	+1	51%	-2	24%	+4	2%	-3
	BE	24%	+8	57%	-8	18%	+6	1%	-6
	BG	34%	+6	43%	-9	17%	+1	6%	+2
	CZ	25%	+6	54%	-5	21%	=	0%	-1
	DK	43%	+8	45%	-3	10%	-5	2%	=
	DE	19%	+3	58%	+1	22%	-4	1%	=
	EE	16%	+2	55%	=	26%	-2	3%	=
	IE	48%	+16	38%	-13	14%	=	0%	-3
	EL	17%	+2	34%	-8	48%	+7	1%	-1
	ES	22%	-9	59%	+4	17%	+9	2%	-4
	FR	20%	+5	52%	-9	27%	+10	1%	-6
	HR	25%	NA	52%	NA	21%	NA	2%	NA
	IT	24%	-9	50%	+5	23%	+12	3%	-8
	CY	22%	+10	44%	+4	31%	-15	3%	+1
	LV	18%	-10	48%	=	32%	+13	2%	-3
	LT	11%	-8	55%	=	32%	+10	2%	-2
	LU	15%	+4	56%	-8	26%	+5	3%	-1
	HU	23%	-1	47%	+4	27%	+2	3%	-5
	MT	21%	-1	47%	=	29%	+10	3%	-9
	NL	33%	+5	48%	-13	18%	+10	1%	-2
	AT	23%	+7	48%	-6	27%	+1	2%	-2
	PL	20%	+2	49%	-2	29%	+3	2%	-3
	PT	26%	+4	58%	+10	10%	-10	6%	-4
	RO	14%	-7	43%	-6	42%	+17	1%	-4
	SI	26%	+4	52%	-9	22%	+5	0%	=
	SK	23%	+4	59%	+4	16%	-8	2%	=
	FI	10%	+2	55%	+3	34%	-5	1%	=
	SE	24%	+7	57%	+1	18%	-5	1%	-3
	UK	29%	=	50%	+1	19%	+1	2%	-2

At least one in five respondents in Denmark (31%), Portugal (24%), Cyprus and Bulgaria (both 20%) say that it would be easy for them to obtain **heroin** within 24 hours. Just 4% of those in Finland and 6% in Lithuania say the same. In 21 Member States, the majority of respondents say that obtaining heroin within this timeframe would be difficult, and this is particularly the case for respondents in Spain (63%), Slovakia (62%) and Belgium (61%).

Respondents in Greece (32%), Romania (38%) and Latvia (44%) are the least likely to say that obtaining heroin within 24 hours would be difficult, but are also the most likely to say it would be impossible (54%, 49% and 45%, respectively). At the other end of the scale, 13% of those in Portugal and 14% in Denmark say it would be impossible for them to obtain heroin within this timeframe.






























Across Member States, there have generally been only slight changes since 2011 in the proportion who say obtaining heroin within 24 hours would be easy, with the largest increases in Cyprus (+9), Portugal and Bulgaria (both +6), and the largest decrease amongst those in Spain (-7).

Respondents in Portugal are now much more likely to say obtaining heroin in this timeframe would be difficult (+11), while those in Romania (-12), France, the Netherlands (both -11) and Latvia (-10) are much less likely to say this.

The largest changes since 2011 have been in the proportions who say it would be impossible to obtain heroin within 24 hours. At EU level there has been a 6-point increase, but in some Member States the increases have been much larger: Romania (+20), Malta, Latvia (both +15), Italy and France (both +13). Respondents in Portugal and Cyprus, in contrast, are now much less likely to say that it would be impossible to obtain heroin within 24 hours (both -11).

Q11.6 How difficult or easy do you think it would be for you personally to obtain the following substances within 24 hours?

Heroin

		Total 'Easy'		Total 'Difficult'		Impossible		Don't know	
		FL401 June 2014	FL330 May 2011	FL401 June 2014	FL330 May 2011	FL401 June 2014	FL330 May 2011	FL401 June 2014	FL330 May 2011
	EU28	13%	=	55%	-3	30%	+6	2%	-3
	BE	12%	+1	61%	-7	26%	+12	1%	-6
	BG	20%	+6	51%	-6	22%	-2	7%	+2
	CZ	8%	+2	60%	-3	32%	+2	0%	-1
	DK	31%	+5	52%	=	14%	-6	3%	+1
	DE	10%	+1	57%	-1	32%	=	1%	=
	EE	8%	+4	57%	-2	31%	-3	4%	+1
	IE	17%	+1	57%	-4	25%	+4	1%	-1
	EL	13%	+1	32%	-8	54%	+7	1%	=
	ES	16%	-7	63%	+2	20%	+12	1%	-7
	FR	15%	+4	54%	-11	30%	+13	1%	-6
	HR	15%	NA	52%	NA	31%	NA	2%	NA
	IT	17%	-6	53%	+1	27%	+13	3%	-8
	CY	20%	+9	46%	+2	32%	-11	2%	=
	LV	8%	-3	44%	-10	45%	+15	3%	-2
	LT	6%	-4	55%	-7	37%	+12	2%	-1
	LU	14%	+4	54%	-4	28%	-2	4%	+2
	HU	13%	+5	48%	=	36%	-2	3%	-3
	MT	12%	-3	49%	-1	36%	+15	3%	-11
	NL	15%	+3	59%	-11	25%	+11	1%	-3
	AT	13%	+4	50%	-4	36%	+3	1%	-3
	PL	12%	+2	49%	-8	38%	+10	1%	-4
	PT	24%	+6	58%	+11	13%	-11	5%	-6
	RO	12%	-4	38%	-12	49%	+20	1%	-4
	SI	12%	=	59%	-7	28%	+6	1%	+1
	SK	10%	+4	62%	+1	26%	-4	2%	-1
	FI	4%	=	53%	+3	42%	-4	1%	+1
	SE	15%	+3	60%	+6	24%	-6	1%	-3
	UK	10%	-3	59%	+2	29%	+4	2%	-3

The socio-demographic analysis on the perceived ease of access of each of these substances reveals interesting variations. For all substances except cannabis, there are no big differences between young men and young women. In the case of cannabis, young men are slightly more likely than young women to say that it would be easy for them to obtain it within 24 hours (62% vs. 55%).

The youngest respondents are the least likely to say it would be easy to obtain any of these substances, particularly cannabis (51% vs. 61%-64%), cocaine (19% vs. 27%-29%) and ecstasy (18% vs. 24%-27%). Across Member States, the age limit for buying and consuming alcohol varies from 14-20 years and for tobacco from 16-18 years, so it is not surprising that 15-18 year-olds are also less likely to say it would be easy to buy alcohol or tobacco. However, it is worth noting that, even so, around nine in ten 15-18 year-olds say it would be easy for them to obtain alcohol (91%) or tobacco (89%) within 24 hours.

The larger the community the respondent lives in, the more likely they are to say it would be easy to obtain cannabis, cocaine, ecstasy or new substances. For example, 54% of those living in rural villages say it would be easy to obtain cannabis within 24 hours, compared to 59% of those living in small/mid-sized towns and 63% of those living in large towns.

Respondents who have used new substances that mimic the effect of illicit drugs are more likely than those who have never used them to say it would be easy for them to obtain cannabis, cocaine or ecstasy. For example, 61% of those who have used a new substance in the last 30 days say it would be easy for them to obtain cocaine within 24 hours, compared to 43% of those who have used a new substance in the last 12 months, 43% who have used one more than 12 months ago, and 23% of those who have never used them.

Q11. How difficult or easy do you think it would be for you personally to obtain the following substances within 24 hours?

	Alcohol	Tobacco	Cannabis	Cocaine	New substances that imitate the effects of illicit drugs	Ecstasy	Heroin
EU28	96%	93%	58%	25%	25%	23%	13%
Sex							
Male	95%	94%	62%	25%	25%	24%	13%
Female	95%	94%	55%	25%	26%	21%	13%
Age							
15-18	91%	89%	51%	19%	24%	18%	11%
19-21	97%	97%	61%	27%	26%	24%	14%
22-24	98%	97%	64%	29%	27%	27%	16%
Subjective urbanisation							
Rural village	96%	94%	54%	21%	23%	19%	12%
Small/ Mid-size town	94%	93%	59%	25%	24%	22%	13%
Large town	95%	95%	63%	29%	29%	28%	16%
Has ever used new substances							
Yes, in the last 30 days	95%	92%	97%	61%	49%	51%	25%
Yes, in the 12 last months	97%	96%	90%	43%	45%	39%	13%
Yes more than 12 months ago	96%	99%	90%	43%	47%	40%	23%
No	96%	93%	56%	23%	23%	21%	12%

II. TO BAN OR REGULATE ILLICIT DRUGS AND NEW SUBSTANCES THAT IMITATE THE EFFECTS OF ILLICIT DRUGS?

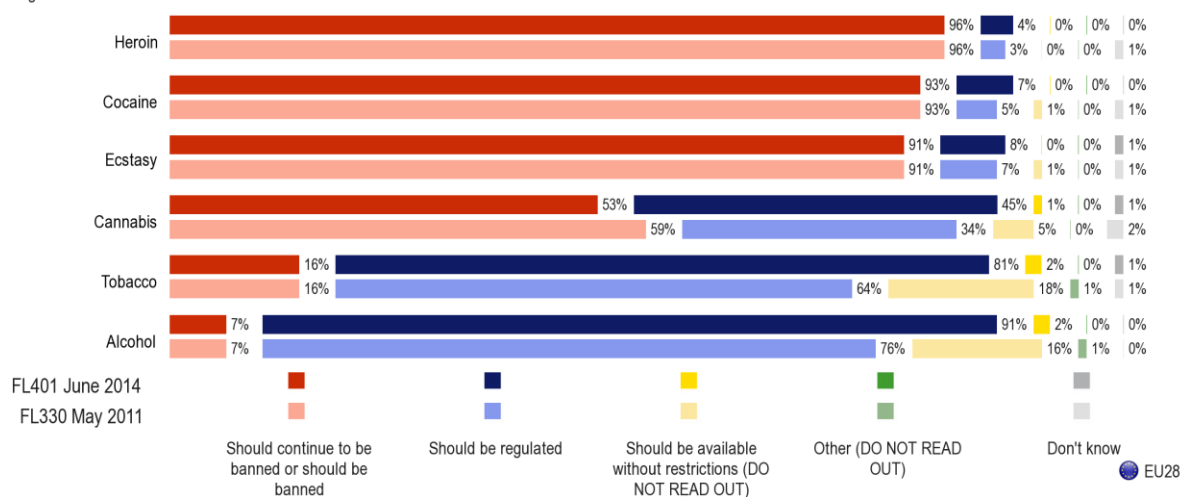
1.1. TO BAN OR REGULATE ILLICIT DRUGS, ALCOHOL AND TOBACCO?

- Most respondents agree that heroin, cocaine and ecstasy should continue to be banned, and that alcohol and tobacco should continue to be regulated, while opinions about cannabis remain divided -

The sale of heroin, cocaine and ecstasy is banned in all EU Member States. Respondents were asked if they thought these substances should continue to be banned, or if their sale should be regulated, or whether the substances should be available without restrictions. Alcohol and tobacco are legally available (with varying restrictions) in all EU Member States. For these substances, respondents were asked if they should remain regulated, should be banned, or be made available without restrictions¹⁸. The results are illustrated in the chart below.

There remains a strong consensus amongst young people that heroin, cocaine and ecstasy should remain banned (96%, 93% and 91%, respectively) – these results have not changed since the last survey in 2011.

Q9. The sale of drugs such as cannabis, cocaine, ecstasy and heroin is officially banned in all EU Member States. The sale of legal substances such as alcohol and tobacco is not prohibited but is regulated in all EU countries, which means for example that there is a minimum age limit for buying, limits in the concentration of active components or licensed sales through specialised shops and pharmacies. Do you think the following substances should continue to be banned or should be banned, or should they be regulated?



¹⁸ Q9. The sale of drugs such as cannabis, cocaine, ecstasy and heroin is officially banned in all EU Member States. The sale of legal substances such as alcohol and tobacco is not prohibited but is regulated in all EU countries, which means for example that there is a minimum age limit for buying, limits in the concentration of active components or licensed sales through specialised shops and pharmacies. Do you think the following substances should continue to be banned or should be banned, or should they be regulated? Cannabis; Tobacco; Ecstasy; Heroin; Alcohol; Cocaine. Should continue to be banned or should be banned; Should be regulated; Should be available without restrictions; Other; DK/NA

Opinions about cannabis are more divided. Just over half say that it should continue to be banned (53%), while 45% think it should be regulated. A small proportion (1%) think cannabis should be available without restriction. Compared to 2011, respondents are now less likely to think that cannabis should continue to be banned (-6) or available without restriction (-4), and more likely to say it should be regulated (+11).

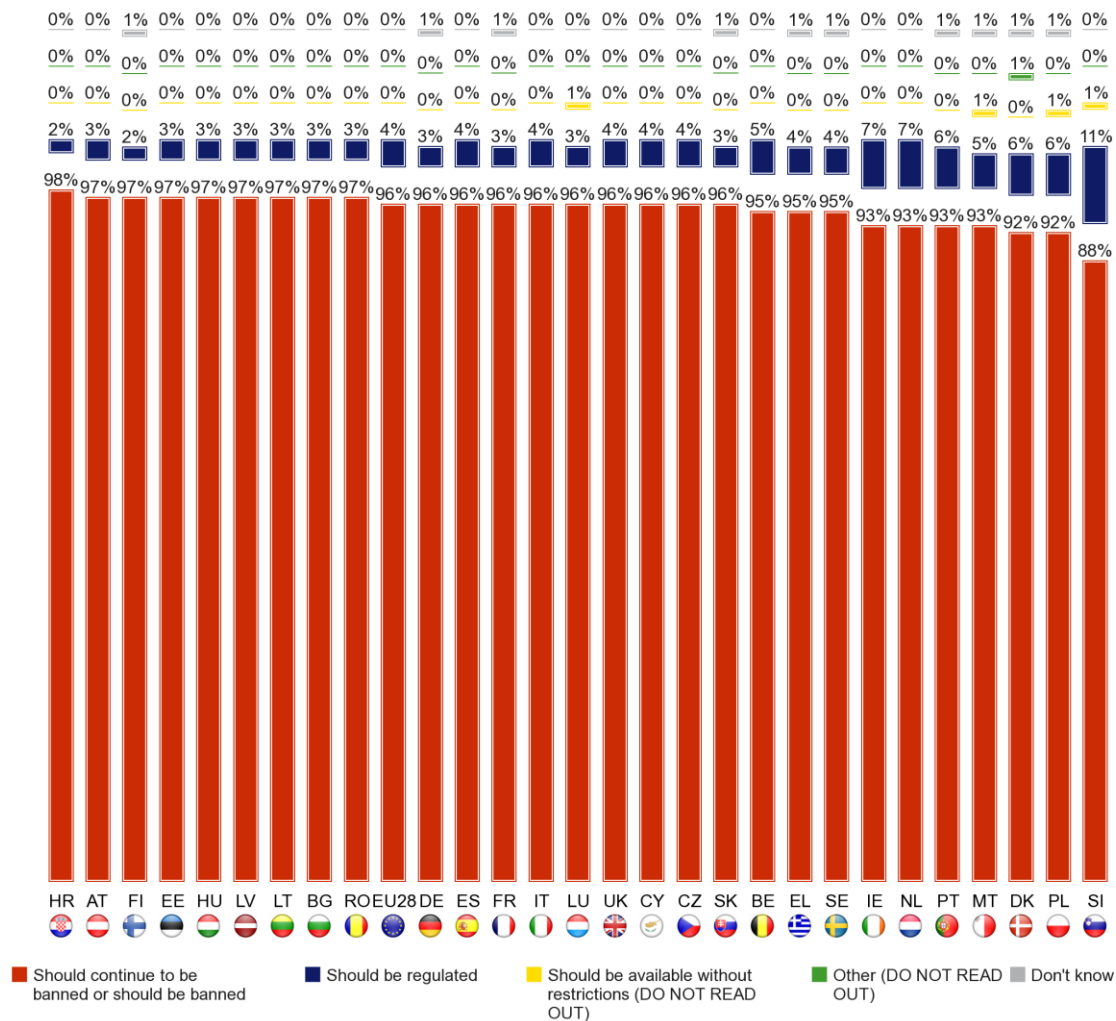
More than one in ten think that tobacco should be banned (16%), while most (81%) think it should be regulated and just 2% that it should be freely available. The pattern is similar for alcohol, with 7% saying it should be banned, 91% that it should be regulated and 2% that it should be freely available.

Since 2011, the proportions who think alcohol or tobacco should be banned have remained the same, but respondents are now far more likely to say that these substances should be regulated, and less likely to say they should be unrestricted. For example, there has been a 17-point increase in the proportion who say tobacco should continue to be regulated, and a 16-point decrease in the proportion who say it should be available without restriction. The picture is similar for alcohol, with a 15-point increase in the proportion who say it should continue to be restricted, and a 14-point decrease in the proportion who say it should be available without restriction.

A large majority of respondents in all Member States think that **heroin** should continue to be banned, ranging from 98% in Croatia to 88% in Slovenia. Slovenia is the only country where at least one in ten thinks heroin should be regulated (11%).

Q9.4. The sale of drugs such as cannabis, cocaine, ecstasy and heroin is officially banned in all EU Member States. The sale of legal substances such as alcohol and tobacco is not prohibited but is regulated in all EU countries, which means for example that there is a minimum age limit for buying, limits in the concentration of active components or licensed sales through specialised shops and pharmacies. Do you think the following substances should continue to be banned or should be banned, or should they be regulated?

Heroin



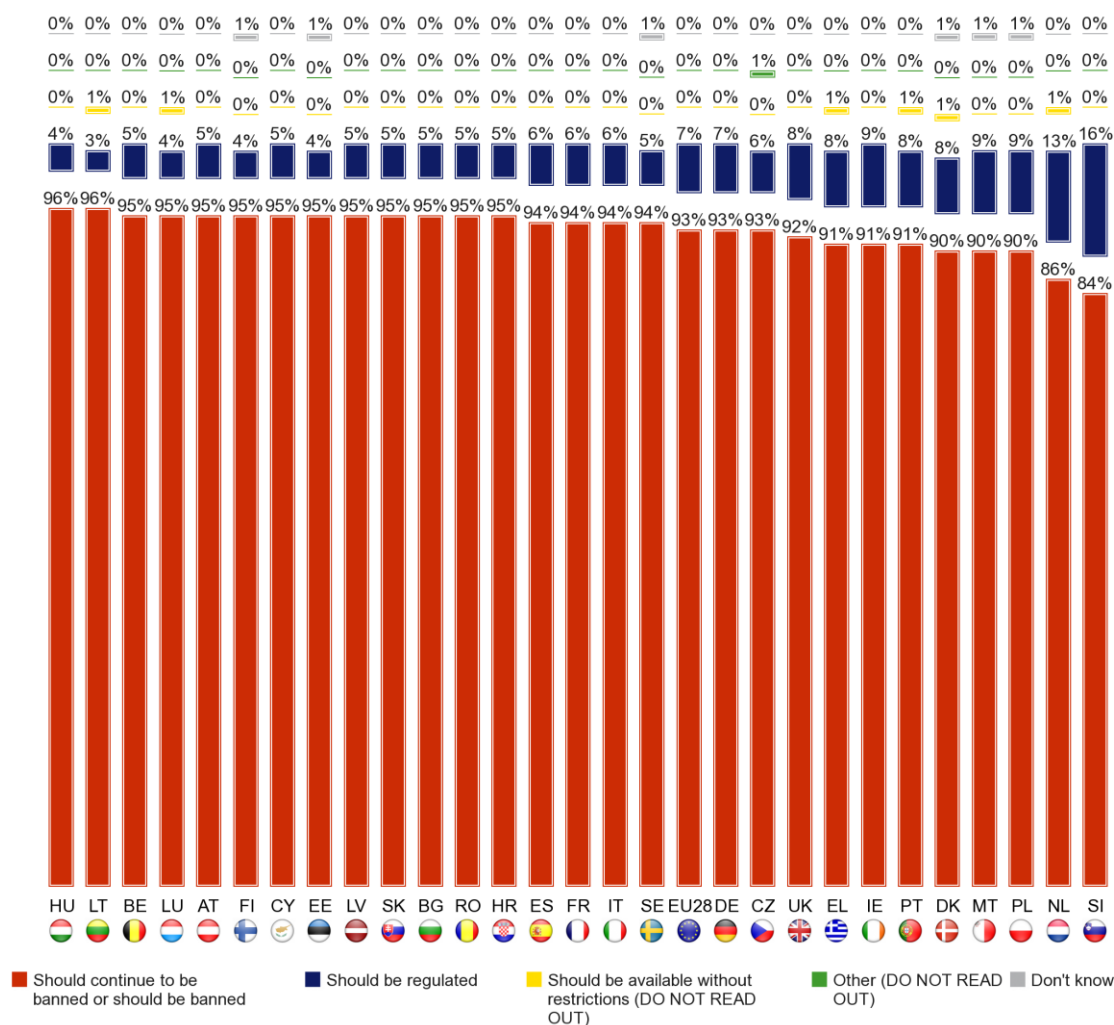
Changes since 2011 have been relatively small. Respondents in the Netherlands are now much more likely to say that heroin should continue to be banned (+5), while those in Slovenia (-6) and Poland (-5) are much less likely to hold this view. Respondents in Slovenia are, however, much more likely to think heroin should be regulated (+6) than they were in 2011.

A large majority of respondents in each Member State think **cocaine** should continue to be banned, ranging from 96% in Hungary and Lithuania to 84% in Slovenia and 86% in the Netherlands.

Respondents in Slovenia (16%) and the Netherlands (13%) are the most likely to say that cocaine should be regulated, compared to just 3% of those in Lithuania.

Q9.6. The sale of drugs such as cannabis, cocaine, ecstasy and heroin is officially banned in all EU Member States. The sale of legal substances such as alcohol and tobacco is not prohibited but is regulated in all EU countries, which means for example that there is a minimum age limit for buying, limits in the concentration of active components or licensed sales through specialised shops and pharmacies. Do you think the following substances should continue to be banned or should be banned, or should they be regulated?

Cocaine

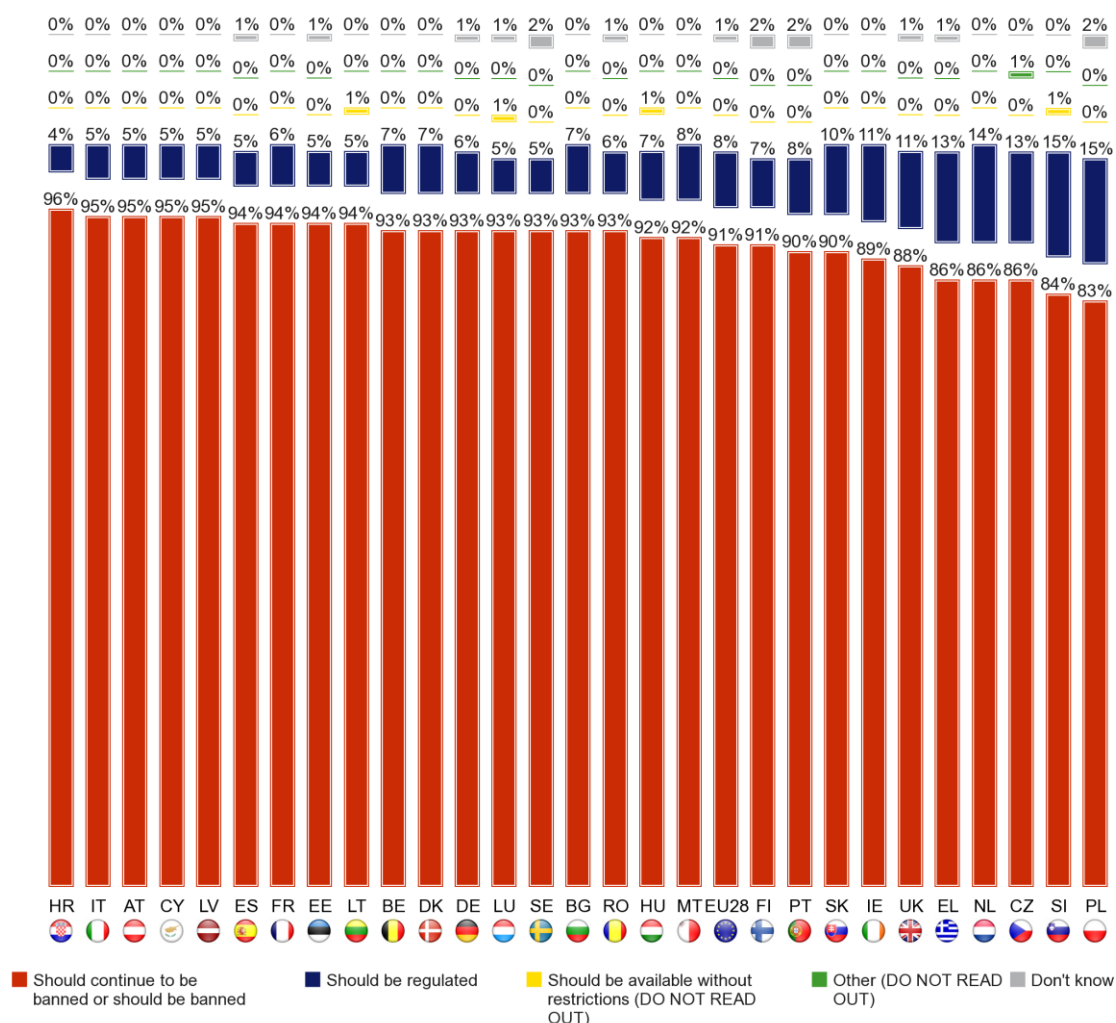


Since 2011, there have only been minor changes in opinion, with the most notable being in Slovenia, where there has been a 7-point decrease in the proportion who think cocaine should be banned, and an 8-point increase in the proportion who think it should be regulated.

At least eight out of ten respondents in each Member State think that **ecstasy** should continue to be banned, ranging from 96% of respondents in Croatia and 95% in Italy, Austria, Cyprus and Latvia, to 83% of those in Poland and 84% in Slovenia. Respondents in Poland and Slovenia are the most likely to say that ecstasy should be regulated (both 15%).

Q9.3. The sale of drugs such as cannabis, cocaine, ecstasy and heroin is officially banned in all EU Member States. The sale of legal substances such as alcohol and tobacco is not prohibited but is regulated in all EU countries, which means for example that there is a minimum age limit for buying, limits in the concentration of active components or licensed sales through specialised shops and pharmacies. Do you think the following substances should continue to be banned or should be banned, or should they be regulated?

Ecstasy



There have been relatively minor changes in opinion since 2011. Respondents in the Netherlands (+6), Portugal and Latvia (both +5) are now much more likely to say ecstasy should continue to be banned, while those in Slovenia, Poland (both -6) and Finland (-5) are less likely to say this. Those in Slovenia and Poland are, however, much more likely to say ecstasy should be regulated than they were in 2011 (+7 and +6, respectively), while those in the Netherlands are now much less likely to say this (-4).

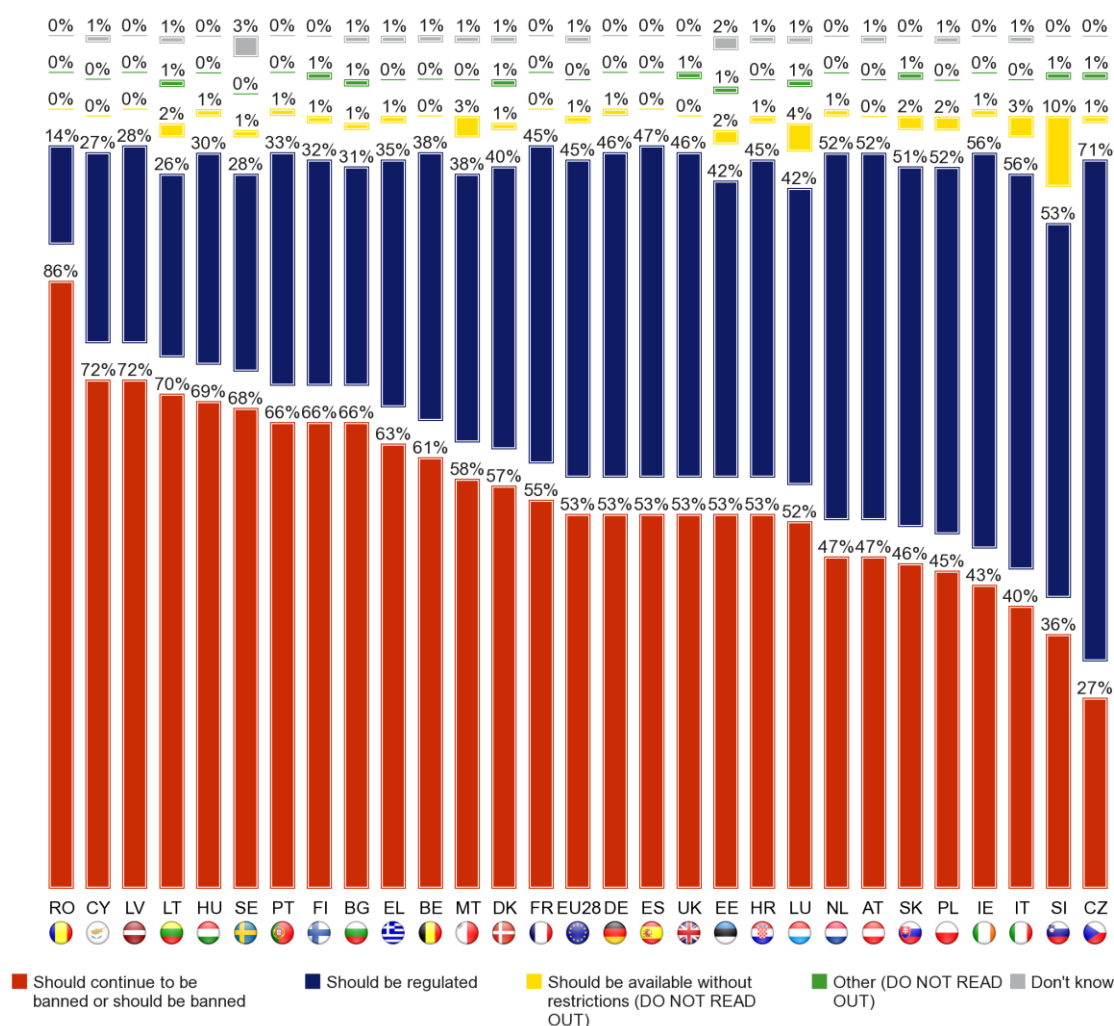
Young people in Romania are the most likely to say that **cannabis** should continue to be banned (86%), followed by those in Cyprus, Latvia (both 72%) and Lithuania (70%). At least half of all respondents in 20 Member States agree, although only 27% of those in the Czech Republic, 36% in Slovenia and 40% in Italy say this.

In 8 Member States, at least half of all respondents think that cannabis should be regulated, and this view is most widespread in the Czech Republic (71%), followed by Ireland and Italy (both 56%). Only 14% of those in Romania are of the same opinion.

Italy is the only Member State where more than 4% think cannabis should be available without restriction (10%).

Q9.1. The sale of drugs such as cannabis, cocaine, ecstasy and heroin is officially banned in all EU Member States. The sale of legal substances such as alcohol and tobacco is not prohibited but is regulated in all EU countries, which means for example that there is a minimum age limit for buying, limits in the concentration of active components or licensed sales through specialised shops and pharmacies. Do you think the following substances should continue to be banned or should be banned, or should they be regulated?

Cannabis



In most Member States, respondents are now less likely than they were in 2011 to say that cannabis should continue to be banned, and this is particularly the case in Italy (-22), Germany (-17), Austria (-14) and Slovenia (-13). In fact, there are only five Member States where respondents are now more likely to say that cannabis should continue to be banned: the Netherlands (+15), Portugal (+14), Belgium (+13), Latvia (+9) and France (+6).

Across the EU, there has been an 11-point increase since 2011 in the proportion of respondents who think cannabis should be regulated, although the increases in Italy (+26), the Czech Republic (+21), Germany (+19) and Austria (+17) have been notably larger. Belgium (-6) and Portugal (-5) are the only Member States where respondents are now less likely to say cannabis should be regulated.

Slovenia (+5), Luxembourg (+2) and Greece (+1) are the only Member States where respondents are more likely to say cannabis should be available without restriction compared to 2011. Those in the Netherlands (-12), Latvia and the Czech Republic (both -8) are now much less likely to say cannabis should be available without restriction.

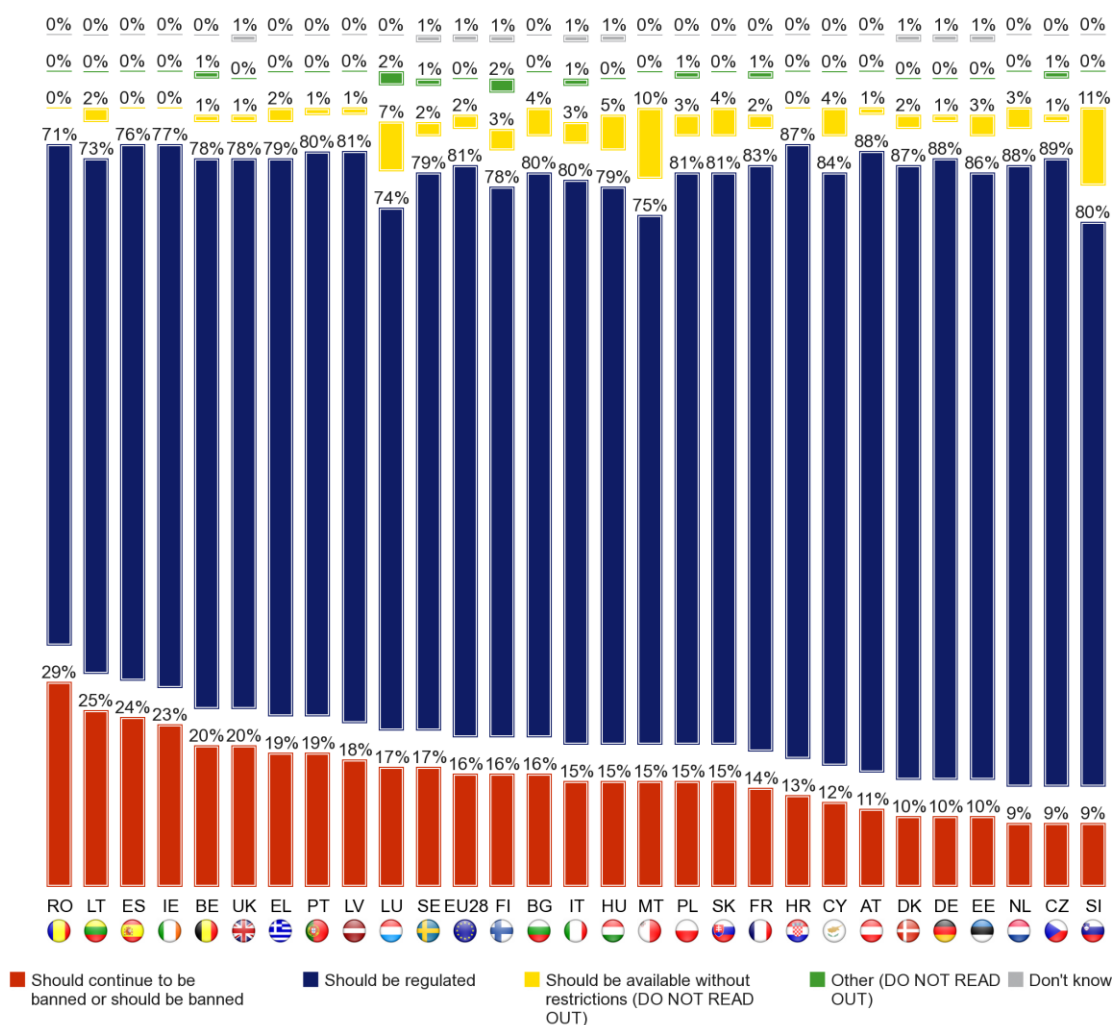
At least one in five respondents in Romania (29%), Lithuania (25%), Spain (24%), Ireland (23%), Belgium and the UK (both 20%) think that **tobacco** should be banned, compared to just 9% of those in Slovenia, the Czech Republic and the Netherlands.

However, the majority of respondents in each Member State think tobacco should be regulated. This is particularly the case for those in the Czech Republic (89%), the Netherlands, Germany and Austria (all 88%). Respondents in Lithuania (73%) and Luxembourg (74%) are the least likely to think this way.

Slovenia (11%) and Malta (10%) are the only Member States where at least one in ten think that tobacco should be available with no restrictions. In contrast, no respondents in Romania, Spain, Ireland or Croatia say this.

Q9.2. The sale of drugs such as cannabis, cocaine, ecstasy and heroin is officially banned in all EU Member States. The sale of legal substances such as alcohol and tobacco is not prohibited but is regulated in all EU countries, which means for example that there is a minimum age limit for buying, limits in the concentration of active components or licensed sales through specialised shops and pharmacies. Do you think the following substances should continue to be banned or should be banned, or should they be regulated?

Tobacco



Young people across the EU are now more likely than in 2011 to think tobacco should be regulated (+17), and are less likely to think it should be available without restriction (-16). Within countries, there have been also large shifts in opinion. Respondents in the Netherlands (+33), Italy (+29), the Czech Republic (+27), Cyprus (+26), Belgium and Spain (both +25) in particular are now much more likely to say tobacco should be regulated than they were in 2011. Greece is the only Member State where respondents are now less likely to say this (-1).

Respondents in every Member State are now less likely to say that tobacco should be available without restriction, with the largest decreases seen in the Netherlands (-33), Italy (-30), Belgium and the Czech Republic (both -27). Changes in the proportions who think tobacco should be banned have been smaller, with those in Ireland and Latvia now much more likely to say this (both +6), while those in Cyprus (-9), Slovenia and Spain (both -5) are now much less likely to say tobacco should be banned compared to 2011.

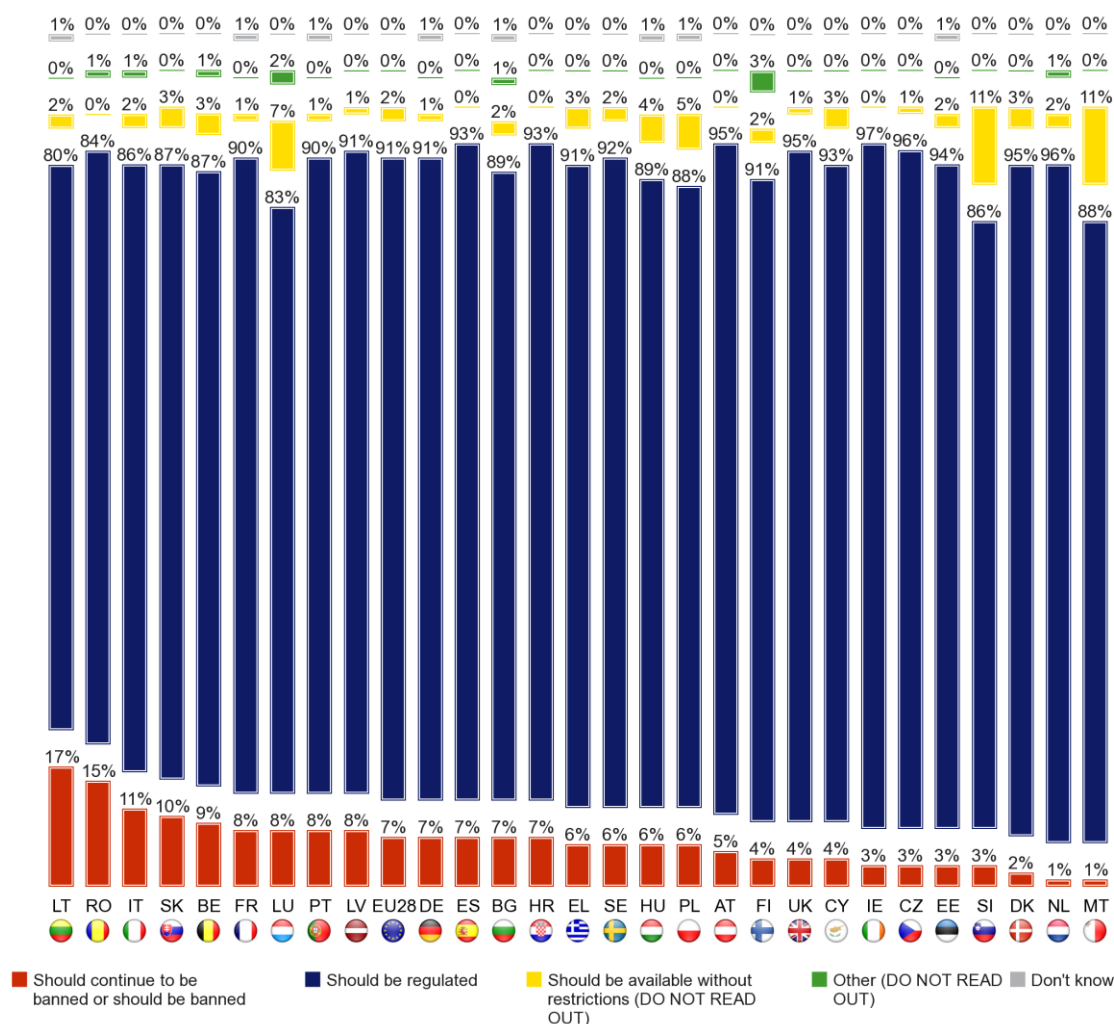
Fewer than one in five respondents in any Member State think **alcohol** should be banned. Respondents in Lithuania are the most likely to think this way (17%), followed by those in Romania (15%) and Italy (11%). In contrast, just 1% of those in Malta and the Netherlands think alcohol should be banned.

At least eight out of ten respondents in each Member State think alcohol should continue to be regulated, ranging from 97% of those in Ireland and 96% in the Netherlands and the Czech Republic, to 80% of respondents in Lithuania and 83% in Luxembourg.

Respondents in Malta and Slovenia are the most likely to say that alcohol should be available without restrictions (both 11%).

Q9.5. The sale of drugs such as cannabis, cocaine, ecstasy and heroin is officially banned in all EU Member States. The sale of legal substances such as alcohol and tobacco is not prohibited but is regulated in all EU countries, which means for example that there is a minimum age limit for buying, limits in the concentration of active components or licensed sales through specialised shops and pharmacies. Do you think the following substances should continue to be banned or should be banned, or should they be regulated?

Alcohol



Across the EU, there has been a notable increase in the proportion of respondents who think alcohol should continue to be regulated (+15), and a decrease in the proportion who think it should be available without restriction (-14), but there have been even larger shifts within Member States.

Respondents in the Netherlands (+34), the Czech Republic (+32), Belgium and Denmark (both +26) are now much more likely to say that alcohol should continue to be regulated. In fact, Greece is the only country where respondents are less likely to hold this opinion than they were in 2011 (-1).

In every Member State except Greece, respondents are less likely than they were in 2011 to think alcohol should be available without restriction, with the Czech Republic, the Netherlands (both -31), Belgium (-26) and Portugal (-23) showing the largest declines. In Greece there has been no change since 2011.

Changes in opinion have been less pronounced when it comes to banning alcohol. Respondents in Lithuania are much more likely to think it should be banned compared to 2011 (+8), and those in Slovenia and Cyprus are much less likely to think so (both -5).

The socio-demographic analysis shows a general uniformity of opinion across gender, age and education for each substance – with the exception of cannabis. In the case of cannabis, opinions are more divided. Young women are more likely to favour it remaining banned (60% vs. 47%), while young men are more in favour of regulation (51% vs. 38%).

The older the respondent, the less likely they are to be in favour of cannabis remaining banned, and the more likely they are to say it should be regulated. For example, 48% of 22-24 year-olds say cannabis should be banned, compared to 52% of 19-21 year-olds and 60% of 15-18 year-olds. At least half of 22-24 year-olds say cannabis should be regulated (51%), compared to 39% of 15-18 year-olds.




Attitudes to cannabis also vary according to level of urbanisation. The larger the community a respondent lives in, the less likely they are to be in favour of banning cannabis, and the more likely they are to say it should be regulated: 49% of those in large towns think cannabis should be regulated, compared to 40% of those living in rural villages.

Cannabis use also has an impact on attitudes towards not only cannabis, but also tobacco, ecstasy, heroin and cocaine. In each case, cannabis users are more likely than those who have never used cannabis to think each substance should be regulated rather than banned. Furthermore, the more recent their cannabis use, the more likely the respondent is to think each substance should be regulated rather than banned. This pattern is most pronounced for cannabis, tobacco, ecstasy and cocaine, but is also present for heroin.

For example, 74% of those who have used cannabis in the last 30 days think that ecstasy should be banned, compared to 85% of those that used it within the last 12 months, 91% of those that used it more than 12 months ago, and 94% of those that have never used cannabis. At the same time, 25% of those who have used cannabis in the last 30 days think that ecstasy should be regulated, compared to 14% of those that used it within the last 12 months, 8% of those that used it more than 12 months ago, and 5% of those that have never used cannabis.

It is interesting to note that, for those who have used new substances that imitate illicit drugs, this pattern only applies regarding cocaine. There are no differences for other substances.

Q9. The sale of drugs such as cannabis, cocaine, ecstasy and heroin is officially banned in all EU Member States. The sale of legal substances such as alcohol and tobacco is not prohibited but is regulated in all EU countries, which means for example that there is a minimum age limit for buying, limits in the concentration of active components or licensed sales through specialised shops and pharmacies. Do you think the following substances should continue to be banned or should be banned, or should they be regulated?

	Heroin		Cocaine		Ecstasy		Cannabis		Tobacco		Alcohol	
	Should continue to be banned or should be banned	Should be regulated	Should continue to be banned or should be banned	Should be regulated	Should continue to be banned or should be banned	Should be regulated	Should continue to be banned or should be banned	Should be regulated	Should continue to be banned or should be banned	Should be regulated	Should continue to be banned or should be banned	Should be regulated
EU28	96%	4%	93%	7%	91%	8%	53%	45%	16%	81%	7%	91%
 Sex												
Male	95%	5%	92%	8%	89%	10%	47%	51%	15%	81%	6%	91%
Female	97%	3%	94%	6%	93%	6%	60%	38%	17%	82%	8%	91%
 Age												
15-18	96%	4%	94%	6%	91%	8%	60%	39%	18%	80%	7%	91%
19-21	95%	4%	93%	6%	91%	8%	52%	46%	15%	82%	7%	91%
22-24	95%	5%	92%	8%	91%	8%	48%	51%	15%	82%	6%	91%
 Subjective urbanisation												
Rural village	97%	3%	95%	5%	92%	7%	59%	40%	15%	82%	6%	92%
Small/ Mid-size town	96%	4%	93%	7%	92%	7%	53%	45%	16%	81%	8%	90%
Large town	94%	5%	91%	9%	89%	10%	49%	49%	16%	82%	7%	91%
Has ever used cannabis												
Yes, in the last 30 days	91%	9%	81%	18%	74%	25%	7%	88%	7%	89%	4%	94%
Yes, in the 12 last months	94%	6%	88%	11%	85%	14%	16%	82%	11%	87%	5%	93%
Yes more than 12 months ago	95%	4%	94%	5%	91%	8%	35%	63%	12%	84%	6%	91%
No	96%	4%	95%	5%	94%	5%	68%	31%	18%	79%	8%	90%

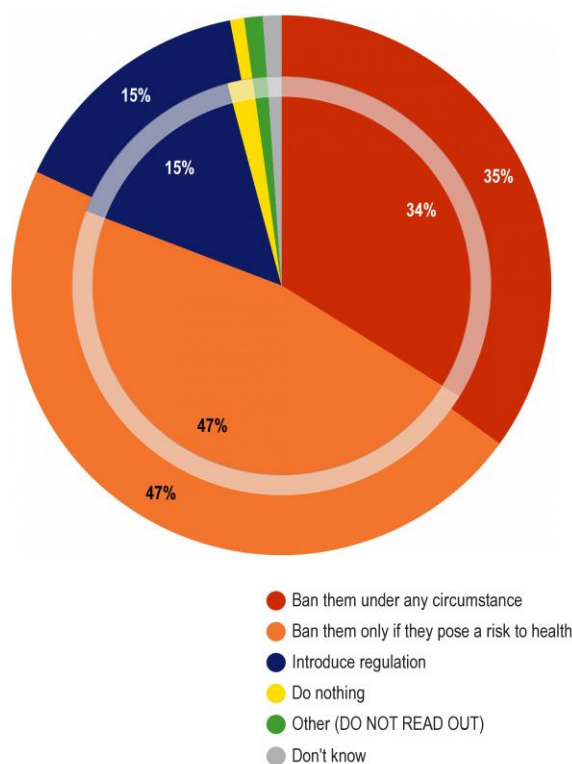
1.2. TO BAN OR REGULATE NEW SUBSTANCES THAT IMITATE THE EFFECTS OF ILLICIT DRUGS?

- Most respondents think some type of ban should be applied to new substances that mimic the effect of illicit drugs -

Most respondents are in favour of some kind of ban being applied to new substances that mimic the effects of illicit drugs¹⁹. Just over one third (35%) think that these substances should be banned under any circumstances, while 47% think they should only be banned if they pose a health risk. More than one in ten think regulation of these substances should be introduced (15%), while just 1% think nothing should be done.

These results are consistent with those from the last survey in 2011.

Q10. What would be an appropriate way to handle new substances that imitate the effects of illicit drugs and that are sold as legal substances?



Inner pie : FL330 May 2011
Outer pie : FL401 June 2014

EU28

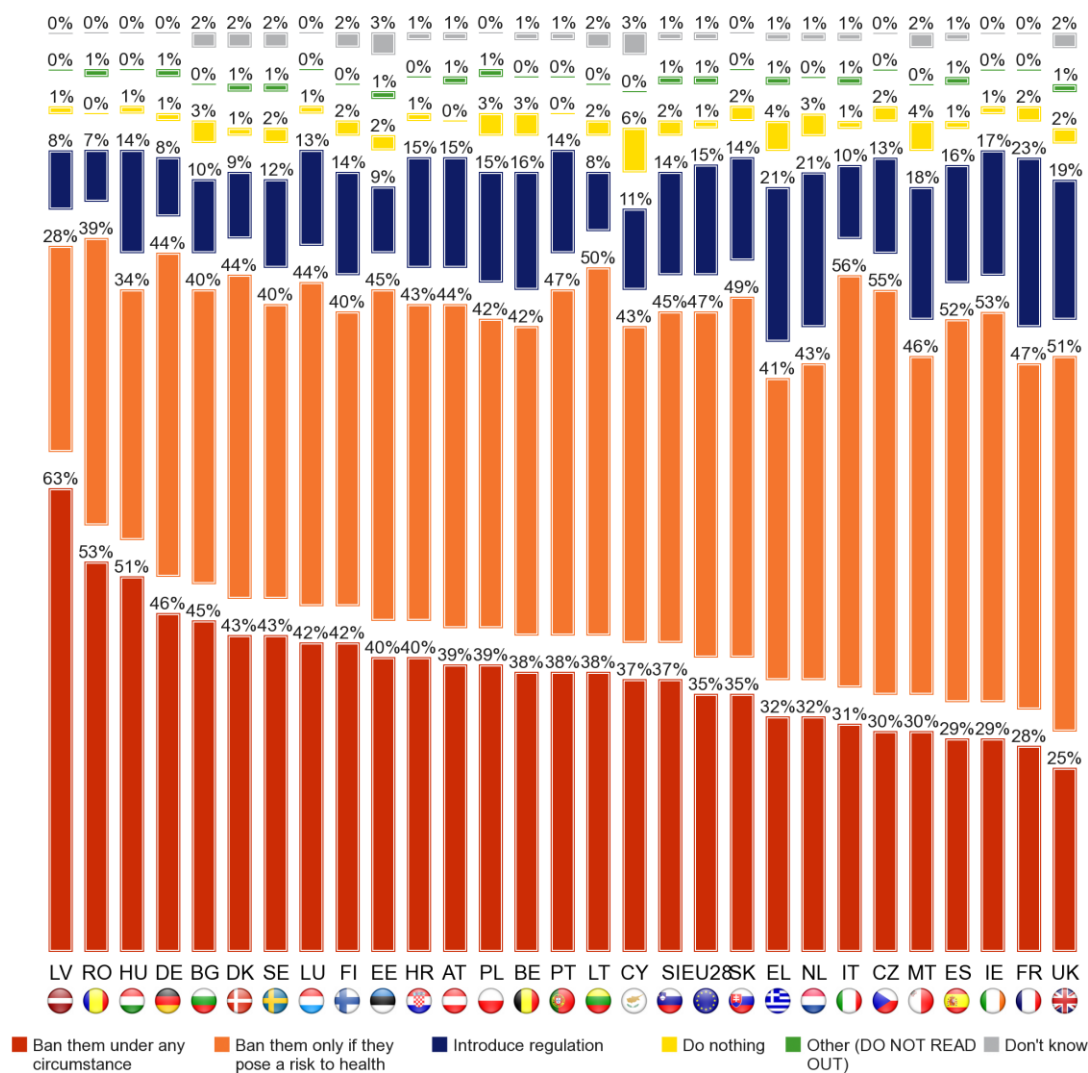
¹⁹ Q10. What would be an appropriate way to handle new substances that imitate the effects of illicit drugs and that are sold as legal substances? Introduce regulation; Ban them only if they pose a risk to health; Ban them under any circumstance; Do nothing

Latvia (63%), Romania (53%) and Hungary (51%) are the only Member States where a majority think these new substances should be banned under any circumstances. At the other end of the scale, 25% of respondents in the UK, 28% in France and 29% in Ireland and Spain share this opinion.

In six Member States, at least half think these new substances should only be banned if they pose a health risk: Italy (56%), the Czech Republic (55%), Ireland (53%), Spain (52%), the UK (51%) and Lithuania (50%). Just over one quarter of respondents in Latvia think the same way (28%).

Respondents in France (23%), the Netherlands and Greece (both 21%) are more likely than those in Romania (7%), Latvia, Germany and Lithuania (all 8%) to say that new substances should be regulated. Respondents in Cyprus are the most likely to say that nothing should be done regarding these new substances (6%).

Q10. What would be an appropriate way to handle new substances that imitate the effects of illicit drugs and that are sold as legal substances?
































Although at EU level there has been little change in opinion since the last survey in 2011, there have been larger shifts within some Member States. Respondents in Austria (+12), Spain (+9), the Czech Republic, Italy and Romania (all +8) are now much more likely to say these new substances should only be banned if they pose a risk to human health. In contrast, those in Latvia (-14), the Netherlands (-10), Slovenia and Bulgaria (both -8) are much less likely to say this.

Respondents in Latvia are much more likely than they were in 2011 to say new substances should be banned under any circumstances (+25), as are respondents in Germany (+16) and Luxembourg (+15). Respondents in Romania, Cyprus (both -11) and Spain (-10), on the other hand, are now much less likely to say this.

Respondents in the Netherlands and the UK (both +7) are much more likely than they were in 2011 to say that regulation of new substances should be introduced, while those in Germany (-12) and Luxembourg (-9) are now much less likely to say this. There have generally only been minor changes (0-2 points) in the proportion of respondents who think nothing should be done, although those in Austria (-4) and Finland (-3) are now less likely to say this, while those in Cyprus are more likely (+3).

Q10 What would be an appropriate way to handle new substances that imitate the effects of illicit drugs and that are sold as legal substances?

		Ban them only if they pose a risk to health		Ban them under any circumstance		Introduce regulation		Do nothing		Other (DO NOT READ OUT)		Don't know	
		FL401 June 2014	FL330 May 2011	FL401 June 2014	FL330 May 2011	FL401 June 2014	FL330 May 2011	FL401 June 2014	FL330 May 2011	FL401 June 2014	FL330 May 2011	FL401 June 2014	FL330 May 2011
	EU28	47%	=	35%	+1	15%	=	1%	-1	1%	=	1%	=
	BE	42%	-2	38%	+6	16%	-2	3%	=	0%	-1	1%	-1
	BG	40%	-8	45%	+5	10%	=	3%	+2	0%	-1	2%	+2
	CZ	55%	+8	30%	-5	13%	-2	2%	=	0%	=	0%	-1
	DK	44%	-6	43%	+3	9%	+1	1%	=	1%	+1	2%	+1
	DE	44%	=	46%	+16	8%	-12	1%	-1	1%	-1	0%	-2
	EE	45%	-7	40%	+9	9%	-5	2%	=	1%	+1	3%	+2
	IE	53%	+2	29%	-4	17%	+3	1%	-1	0%	=	0%	=
	EL	41%	-1	32%	-5	21%	+3	4%	+1	1%	+1	1%	+1
	ES	52%	+9	29%	-10	16%	+1	1%	=	1%	=	1%	=
	FR	47%	-1	28%	+3	23%	+3	2%	=	0%	-2	0%	-3
	HR	43%	NA	40%	NA	15%	NA	1%	NA	0%	NA	1%	NA
	IT	56%	+8	31%	-8	10%	=	1%	=	1%	+1	1%	-1
	CY	43%	+5	37%	-11	11%	+1	6%	+3	0%	=	3%	+2
	LV	28%	-14	63%	+25	8%	-8	1%	-2	0%	=	0%	-1
	LT	50%	+1	38%	=	8%	-4	2%	+2	0%	=	2%	+1
	LU	44%	-3	42%	+15	13%	-9	1%	-2	0%	=	0%	-1
	HU	34%	-1	51%	+5	14%	-3	1%	=	0%	=	0%	-1
	MT	46%	-5	30%	=	18%	+2	4%	+2	0%	=	2%	+1
	NL	43%	-10	32%	+3	21%	+7	3%	+1	0%	-1	1%	=
	AT	44%	+12	39%	+3	15%	-4	0%	-4	1%	-5	1%	-2
	PL	42%	-6	39%	+7	15%	-1	3%	+2	1%	=	0%	-2
	PT	47%	+1	38%	+9	14%	-7	0%	-1	0%	=	1%	-2
	RO	39%	+8	53%	-11	7%	+4	0%	-1	1%	+1	0%	-1
	SI	45%	-8	37%	+9	14%	-3	2%	=	1%	+1	1%	+1
	SK	49%	+5	35%	-1	14%	-4	2%	+1	0%	=	0%	-1
	FI	40%	-5	42%	+3	14%	+4	2%	-3	0%	=	2%	+1
	SE	40%	+5	43%	-6	12%	+2	2%	-1	1%	+1	2%	-1
	UK	51%	-7	25%	-1	19%	+7	2%	-1	1%	+1	2%	+1

The socio-demographic analysis reveals few differences. The older the respondent, the less likely they are to say that these new substances should be banned only if they are a health risk: 42% of 22-24 year-olds say this, compared to 47% of 19-21 year-olds and 50% of 15-18 year-olds.

Previous use of these new substances, or of cannabis, has an impact on opinion. Respondents that have never used new substances that mimic the effect of illicit drugs are the most likely to say new substances should be banned under any circumstances (37% vs. 14%-24% for other groups in this category), and the least likely to say they should be banned only if they are a health risk (46% vs. 49%-55%), or that they should be regulated (14% vs. 17%-29%). In addition, the more recently the respondent has used one of these new substances, the more likely they are to be in favour of regulation, and the less likely they are to be in favour of them being banned under any circumstances.

There is a similar pattern in the case of cannabis use. Those who have never used cannabis are the least likely to say new substances should be regulated (13% vs. 17%-22% for other groups in this category) or banned if they pose a health risk (44% vs. 50%-54%), and are the most likely to say they should be banned under any circumstances (40% vs. 17%-29%). The more recent the cannabis use, the more likely the respondent is to be in favour of regulation or banning if there is a health risk, and the less likely they are to be in favour of a ban under any circumstances.

Q10 What would be an appropriate way to handle new substances that imitate the effects of illicit drugs and that are sold as legal substances?

	Introduce regulation	Ban them only if they pose a risk to health	Ban them under any circumstance	Do nothing	Other (DO NOT READ OUT)	DK/NA
EU28	15%	47%	35%	1%	1%	1%
Age						
15-18	13%	50%	34%	2%	1%	-
19-21	16%	47%	35%	1%	-	1%
22-24	17%	42%	38%	1%	1%	1%
Has ever used new substances						
Yes, in the last 30 days	29%	51%	14%	4%	-	2%
Yes, in the 12 last months	27%	49%	17%	6%	-	1%
Yes more than 12 months ago	17%	55%	24%	2%	2%	-
No	14%	46%	37%	1%	1%	1%
Has ever used cannabis						
Yes, in the last 30 days	22%	54%	17%	4%	1%	2%
Yes, in the 12 last months	19%	52%	25%	3%	1%	-
Yes more than 12 months ago	17%	50%	29%	2%	1%	1%
No	13%	44%	40%	1%	1%	1%

III. BECOMING BETTER INFORMED ABOUT ILLICIT DRUGS AND DRUG USE

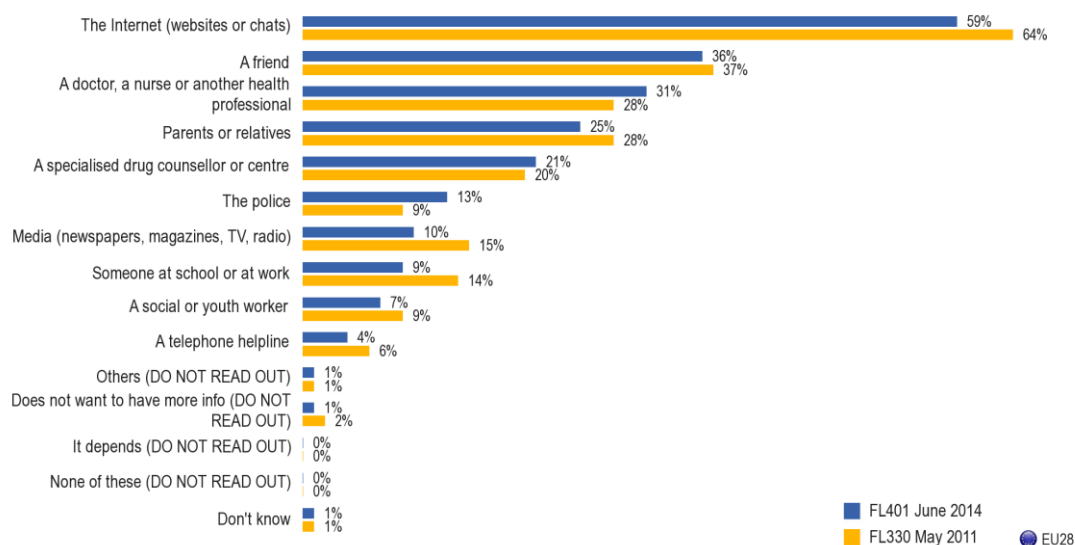
1.1. POTENTIAL SOURCES OF INFORMATION

- The Internet is the most widely used source of information about illicit drugs and drug use -

The Internet is the only source of information on illicit drugs and drug use that at least half of all respondents would turn to (59%), and is much more widely mentioned than friends (36%), doctors, nurses or health professionals (31%), parents or relatives (25%), or specialised drugs counsellors or centres (21%). Relatively few respondents would turn to the police (13%), the media (10%), someone at school or work (9%), social or youth workers (7%), or a telephone helpline (4%).

Although it is the most-mentioned potential source of information, respondents are less likely to mention the Internet now than they were in 2011 (-5). They are also less likely to say they would turn to someone at school or work, the media (both -5), or parents or relatives (-3). Respondents are, however, more likely to say they would turn to the police (+4), or a doctor, nurse or health professional (+3).

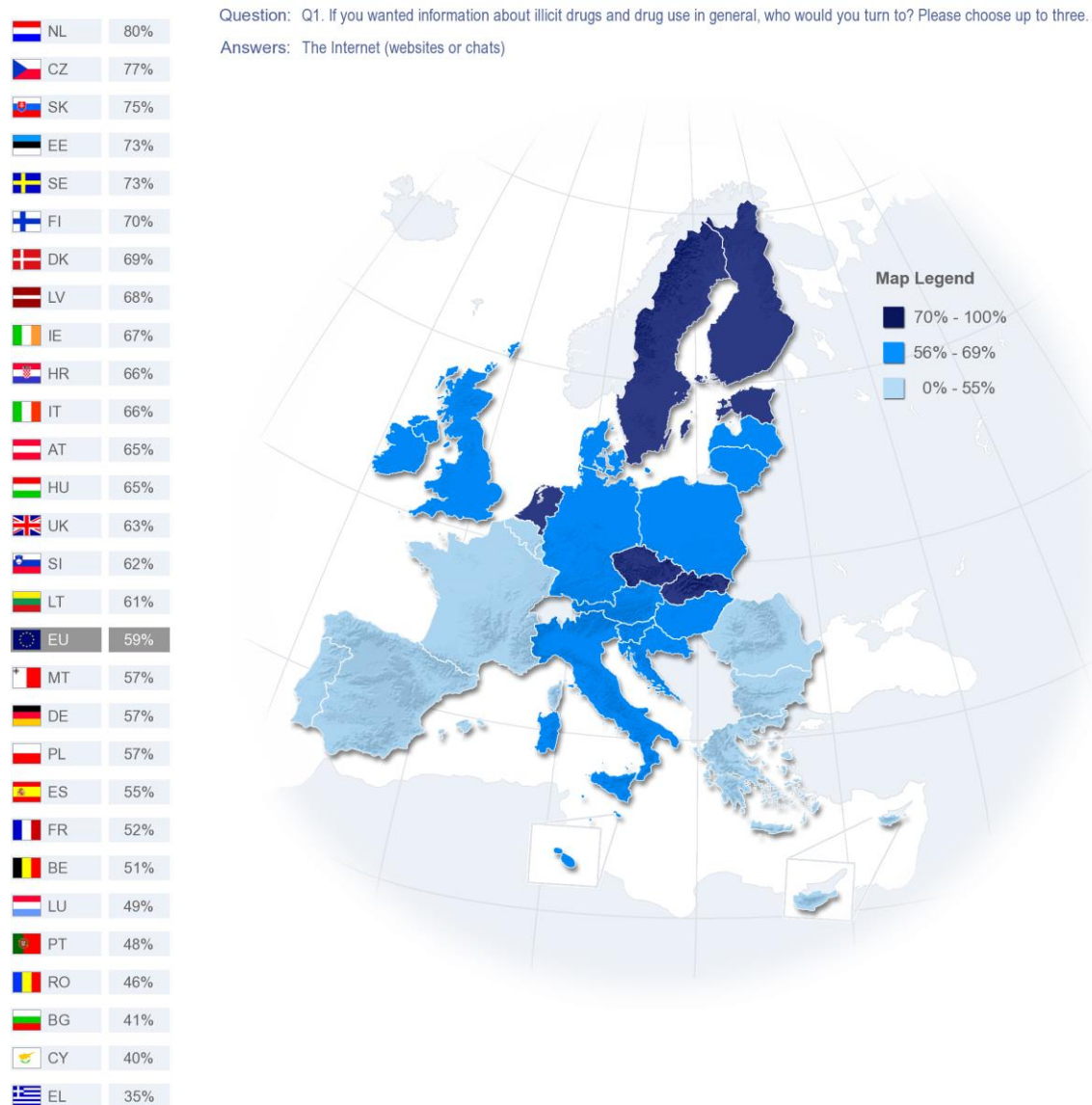
Q1. If you wanted information about illicit drugs and drug use in general, who would you turn to? Please choose up to three.



(MAX. 3 ANSWERS)

Respondents in the Netherlands (80%), the Czech Republic (77%) and Slovakia (75%) are the most likely to say they would turn to the Internet for information about illicit drugs or drug use, while those in Greece (35%), Cyprus (40%) and Bulgaria (41%) are the least likely.

In spite of this variation, the Internet is the most-mentioned potential source of information about illicit drugs and drug use in each Member State.



Respondents living in Ireland are the most likely to say they would turn to a **friend** for information about illicit drugs and drug use in general (48%), followed by those in Slovenia (47%) and the Netherlands (45%). Less than one quarter of those in Greece (19%), Lithuania (22%) and Romania (24%) would turn to friends for this information.

Respondents in France are the most likely to say they would seek this information from a **doctor, nurse or other health professional** by a considerable margin – 50% would do this, as would 39% in Portugal and 37% in Romania. At the other end of the scale, only 15% of those in Slovenia, 17% in Poland and 18% in Estonia would seek drug information from these people.

At least one third of respondents in the Netherlands (37%), the UK (36%), Belgium (35%) and France (33%) would seek information about illicit drugs and drug use from **parents or relatives**. This compares to just 10% of those in Estonia and 11% in the Czech Republic. Respondents in Spain (34%), Greece (33%) and Cyprus (31%) are the most likely to say they would turn to a **specialist drug counsellor or centre** for this kind of information. Those in the UK (9%), Sweden and Ireland (both 10%) are the least likely to say they would do this.

In five Member States, at least one quarter of respondents say they would turn to the **police** for information about illicit drugs and drug use: Bulgaria (32%), Cyprus (29%), Luxembourg (28%), Hungary (27%) and Romania (26%). In contrast, only 4% of respondents in the Netherlands and 5% in Ireland would turn to the police for this information.

Hungary is the only Member State where at least one in five people say they would turn to the **media** for information on illicit drugs and drug use generally (21%), followed by those in Estonia (18%) and Latvia (15%). Just 5% of respondents in Greece and 6% in Bulgaria would do the same.

Respondents in Luxembourg (18%), Hungary (17%) and Belgium (16%) are the most likely to say they would seek this information from **someone at school or work**, compared to only 3% of those in Greece. Respondents in Austria (15%) and Finland (14%) are the most likely to mention a **social or youth worker**, with those in Denmark the least likely (2%). Cyprus is the only country where at least one in ten people mention a **telephone** helpline (11%), while no respondents in Italy mention this as a source of information they would turn to.

Q1 If you wanted information about illicit drugs and drug use in general, who would you turn to? Please choose up to three.

	The Internet (websites or chats)	A friend	A doctor, a nurse or another health professional	Parents or relatives	A specialised drug counsellor or centre	The police	Media (newspapers, magazines, TV, radio)	Someone at school or at work	A social or youth worker	A telephone helpline	Others (DO NOT READ OUT)	Does not want to have more info (DO NOT READ OUT)	It depends (DO NOT READ OUT)	None of these (DO NOT READ OUT)	Don't know
EU28	59%	36%	31%	25%	21%	13%	10%	9%	7%	4%	1%	1%	0%	0%	1%
BE	51%	44%	34%	35%	30%	11%	11%	16%	13%	8%	1%	1%	0%	0%	0%
BG	41%	25%	20%	27%	18%	32%	6%	5%	6%	4%	0%	1%	0%	1%	1%
CZ	77%	41%	20%	11%	30%	10%	14%	13%	8%	3%	0%	1%	0%	0%	0%
DK	69%	30%	24%	18%	18%	12%	8%	8%	2%	2%	1%	1%	0%	0%	2%
DE	57%	38%	28%	19%	24%	14%	10%	7%	9%	6%	0%	1%	0%	0%	2%
EE	73%	31%	18%	10%	13%	18%	18%	7%	5%	5%	0%	2%	0%	0%	1%
IE	67%	48%	32%	29%	10%	5%	13%	10%	7%	2%	1%	0%	0%	0%	0%
EL	35%	19%	25%	27%	33%	18%	5%	3%	13%	8%	0%	2%	0%	1%	1%
ES	55%	38%	31%	27%	34%	13%	7%	6%	9%	3%	1%	1%	0%	1%	0%
FR	52%	38%	50%	33%	21%	11%	11%	8%	5%	3%	1%	1%	0%	0%	0%
HR	66%	31%	26%	27%	22%	16%	12%	5%	8%	3%	0%	0%	0%	1%	0%
IT	66%	30%	33%	22%	13%	9%	9%	11%	5%	0%	1%	1%	1%	0%	1%
CY	40%	25%	25%	31%	31%	29%	9%	4%	8%	11%	0%	5%	0%	1%	0%
LV	68%	29%	21%	14%	20%	13%	15%	6%	4%	2%	0%	4%	0%	1%	0%
LT	61%	22%	20%	16%	24%	20%	7%	4%	9%	5%	1%	1%	0%	1%	0%
LU	49%	29%	34%	32%	24%	28%	14%	18%	11%	5%	1%	1%	0%	1%	1%
HU	65%	29%	36%	19%	16%	27%	21%	17%	5%	3%	0%	2%	0%	1%	0%
MT	57%	28%	25%	25%	20%	18%	8%	9%	11%	6%	1%	0%	0%	0%	0%
NL	80%	45%	21%	37%	26%	4%	14%	12%	7%	3%	0%	1%	0%	0%	0%
AT	65%	42%	31%	18%	29%	13%	12%	6%	15%	5%	0%	1%	0%	0%	0%
PL	57%	37%	17%	16%	25%	21%	12%	10%	6%	4%	1%	1%	0%	1%	1%
PT	48%	28%	39%	30%	24%	15%	9%	9%	6%	9%	1%	0%	0%	0%	1%
RO	46%	24%	37%	21%	29%	26%	13%	7%	11%	2%	0%	4%	0%	1%	1%
SI	62%	47%	15%	18%	11%	9%	10%	6%	7%	2%	0%	0%	0%	1%	0%
SK	75%	35%	21%	19%	20%	14%	12%	8%	9%	3%	0%	1%	1%	0%	1%
FI	70%	29%	35%	17%	15%	11%	9%	10%	14%	6%	1%	1%	0%	0%	0%
SE	73%	27%	20%	19%	10%	18%	7%	10%	5%	3%	0%	0%	0%	0%	0%
UK	63%	38%	32%	36%	9%	7%	8%	11%	4%	6%	1%	0%	0%	0%	0%

Highest percentage per country

Lowest percentage per country

Highest percentage per item

Lowest percentage per item

(MAX. 3 ANSWERS)

Although the changes at EU level since 2011 are relatively small, there have been more substantial shifts in opinion within individual Member States. Whereas at EU level there has been a 5-point decrease in the proportion of respondents who would turn to the Internet for information about illicit drugs and drug use generally, the decline has been much larger in a number of countries, particularly Portugal (-25), Bulgaria (-19), Poland (-16), Romania (-14) and Belgium (-12). Going against the general trend, respondents in Ireland (+11), Sweden (+9), Malta and the UK (both +8) are now much more likely to mention the Internet.

Although less likely to mention the Internet, respondents in Belgium and Romania are much more likely to mention friends as a potential source of information compared to 2011 (both +8). Those in Luxembourg (-19) and Estonia (-15), on the other hand, are now much less likely to mention friends.

Respondents in France (+17), Belgium (+13) and Italy (+12) are much more likely now than they were in 2011 to say they would turn to a doctor, nurse or other health professional. On the other hand, those in the UK (-13), Slovenia and Ireland are much less likely to say this. Respondents in Belgium (+11) and France (+10) are also much more likely to mention parents or relatives, while those in Slovenia (-17), the UK and Ireland (both -13) are much less likely to do so.

Respondents in the Netherlands and Belgium are much more likely than they were in 2011 to say they would turn to a specialist drug counsellor or centre (both +17), but those in Malta and Slovenia are now much less likely to say they would do this (both -14). Respondents in Luxembourg and Romania are now much more likely to mention the police (both -12), while those in Cyprus (-9) and Finland (-8) are much less likely to do so.

Sweden, Ireland and Belgium are the only Member States where respondents are more likely to say they would turn to the media than they were in 2011 (+2, +2 and +1, respectively). In contrast, those in Italy (-13) and Germany (-10) are much less likely to do so. Respondents in Belgium (+3), Malta (+2) and Denmark (+1) are the only ones who are more likely to mention someone at school or work.

Respondents in Belgium are also more likely to mention a social or youth worker (+6), while those in Cyprus (-11) and Estonia (-9) are much less likely to do so. Respondents in Malta (-9) and Austria (-8) are much less likely to say they would turn to a telephone helpline than they were in 2011, while respondents in Slovakia (+2), Hungary, Sweden and Belgium (all +1) are the only ones who are now more likely to mention a telephone helpline compared to 2011.

The socio-demographic analysis illustrates that the youngest respondents are the least likely to say they would turn to the Internet (53% vs. 63% for other age groups), and the most likely to say they would turn to someone at school or work (14% vs. 5%-7%). In addition, the younger the respondent, the more likely they are to say they would turn to parents or relatives for information about illicit drugs or drug use. Just over one third of those aged 15-18 would turn to parents or relatives (34%), compared to 22% of 19-21 year-olds and 19% of 22-24 year-olds.

Respondents who have never used a new substance that imitates the effect of illicit drugs are the least likely to say they would turn to a friend (34% vs. 51%-66% for other groups in this category), but the most likely to mention the police (14% vs. 1%-5%). Those who have used one of these new substances in the last 30 days are less likely than those who have used one less recently users, or non-users, to say they would go to a doctor, nurse or health professional for information (21% vs. 30-32%).

Respondents who have never used cannabis are the least likely to mention the Internet (55% vs. 65%-70% for other groups in this category) or a friend (30% vs. 43%-58%) as sources of information they would turn to. They are, however, the most likely to mention parents or relatives (28% vs. 19%-22%) or the police (16% vs. 1%-11%).

Q1 If you wanted information about illicit drugs and drug use in general, who would you turn to? Please choose up to three.

	The Internet (websites or chats)	A friend	A doctor, a nurse or another health professional	Parents or relatives	A specialised drug counsellor or centre	The police	Media (newspapers, magazines, TV, radio)	Someone at school or at work	A social or youth worker	A telephone helpline
EU28	59%	36%	31%	25%	21%	13%	10%	9%	7%	4%
Age										
15-18	53%	37%	30%	34%	21%	15%	10%	14%	7%	4%
19-21	63%	36%	31%	22%	21%	12%	10%	7%	7%	5%
22-24	63%	34%	34%	19%	22%	12%	11%	5%	7%	4%
Has ever used new substances										
Yes, in the last 30 days	63%	66%	21%	22%	11%	1%	7%	9%	7%	2%
Yes, in the 12 last months	65%	54%	30%	32%	15%	5%	9%	5%	4%	4%
Yes more than 12 months ago	62%	51%	30%	18%	20%	5%	6%	14%	6%	4%
No	59%	34%	32%	26%	21%	14%	10%	9%	7%	4%
Has ever used cannabis										
Yes, in the last 30 days	70%	58%	24%	20%	13%	1%	9%	11%	6%	2%
Yes, in the 12 last months	69%	51%	30%	22%	20%	7%	10%	7%	6%	5%
Yes more than 12 months ago	65%	43%	29%	19%	19%	11%	10%	9%	7%	4%
No	55%	30%	33%	28%	22%	16%	10%	9%	7%	4%

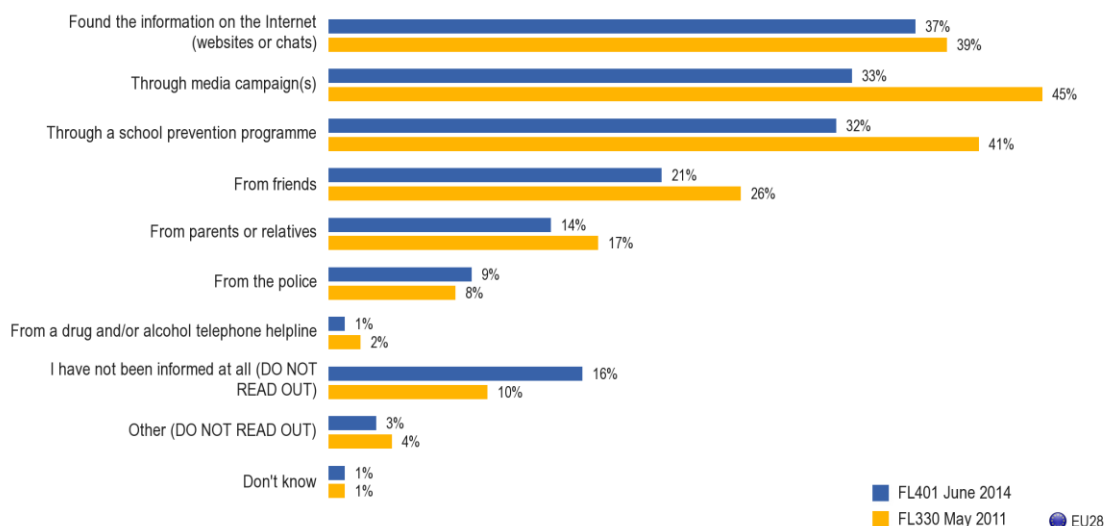
1.2. INFORMATION CHANNELS OVER THE PAST YEAR

- There has been a large decline in the proportion receiving drug information through the media or school prevention programmes -

As well as being the first source respondents would turn to for information on illicit drugs or drug use, the Internet is also the most-mentioned source of information about the effects and risks of drugs in the past year (37%), although media campaigns (33%) and school prevention programmes (32%) are also mentioned by at least three in ten²⁰. Just over one in five receive information from friends (21%), while 14% mention parents or relatives and 9% mention the police. Just 1% received information from a drug or alcohol telephone helpline. More than one in ten (16%) say they have not been informed about the effects and risks of the use of illicit drugs at all in the past year.

The general picture since 2011 shows that young people are now less likely to have received information about the risks and effects of drugs from almost all of these sources, and are more likely to say they have not been informed at all in the past year (+6). In particular, respondents are much less likely to say they have received information from media campaigns (-12) and school prevention programmes (-9), but they are also less likely to have received information from friends (-5), parents or relatives (-3), or the Internet (-2). There has been a slight increase in the proportion who have received information from the police on the effects and risks of illicit drug use (+1).

Q2. Have you received information in any of these ways over the past year about the effects and risks of the use of illicit drugs? Please choose up to three.



(MAX. 3 ANSWERS)

²⁰ Q2. Have you received information in any of these ways over the past year about the effects and risks of the use of illicit drugs? Please choose up to three. Through a school prevention programme; From friends; From parents or relatives; Through media campaign(s); From the police; Found the information on the Internet (websites or chats); From a drug and/or alcohol telephone helpline; I have not been informed at all; Other; DK/NA

At least half of all respondents in Latvia (57%), the Czech Republic (55%), Estonia (52%) and Lithuania (50%) received information about the effects and risks of illicit drug use from the **Internet**. Furthermore, in 18 Member States the Internet is the most-mentioned source of this information in the past year. Respondents in France (23%) and Denmark (24%) on the other hand, are the least likely to mention the Internet.

In seven Member States, respondents are most likely to mention receiving information about the risks and effects of illicit drug use through **media campaigns**, with those in Latvia (57%), Spain (45%) and Belgium (42%) the most likely to mention this information source. This compares to only 20% in Greece and Cyprus and 21% in Hungary who mention media campaigns.

Respondents in Hungary (54%), Luxembourg (52%), Slovenia (47%), Belgium (42%) and France (41%) are the most likely to say they received this kind of information through **school prevention programmes**, and these are also widely mentioned by respondents in Romania (42%). In contrast, only 16% of respondents in Belgium and 21% of those in Bulgaria and Denmark mention school prevention programmes as an information source.

Across the EU, respondents in Slovenia, Ireland (both 32%) and Austria (27%) are the most likely to mention **friends**, in contrast to only 11% in Hungary and 15% in Cyprus. Respondents in Slovenia, Romania (both 22%) and Ireland (21%) are the most likely to say they received this kind of information from **parents or relatives**, whereas only 6% of those in Estonia and 7% in Germany say the same.

Respondents in Romania (20%) and Luxembourg (19%) are the most likely to say they received information about the risks and effects of illicit drug use from the **police** in the past year, compared to only 3% of those in the Netherlands and Denmark. Respondents in Malta are the most likely to say they received this kind of information **from a drug and/or alcohol telephone helpline** (5%).

Respondents in Cyprus (33%) and Denmark (30%) are the most likely to say they have not been informed at all about the risks and effects of illicit drug use in the past year, and this is also the case for at least one in five respondents in the Netherlands (32%), Germany (26%), Bulgaria (23%) and the UK (20%). In contrast, just 5% of respondents in Luxembourg and Slovenia say they have not been informed at all in the past year.

Q2 Have you received information in any of these ways over the past year about the effects and risks of the use of illicit drugs? Please choose up to three.

	Found the information on the Internet (websites or chats)	Through media campaign(s)	Through a school prevention programme	From friends	From parents or relatives	From the police	From a drug and/or alcohol telephone helpline	I have not been informed at all (DO NOT READ OUT)	Other (DO NOT READ OUT)	Don't know
EU28	37%	33%	32%	21%	14%	9%	1%	16%	3%	1%
BE	35%	42%	42%	26%	20%	10%	0%	12%	2%	0%
BG	34%	29%	21%	23%	11%	5%	0%	23%	2%	3%
CZ	55%	38%	38%	23%	11%	7%	1%	7%	2%	0%
DK	24%	30%	21%	19%	17%	3%	1%	30%	1%	1%
DE	32%	28%	26%	20%	7%	7%	1%	26%	3%	3%
EE	52%	39%	23%	20%	6%	9%	1%	17%	2%	0%
IE	41%	39%	40%	32%	21%	9%	1%	7%	3%	1%
EL	40%	20%	28%	20%	20%	6%	3%	15%	2%	0%
ES	45%	45%	29%	26%	14%	12%	1%	11%	5%	0%
FR	23%	39%	41%	18%	20%	10%	1%	10%	3%	1%
HR	45%	35%	22%	17%	12%	8%	2%	19%	1%	1%
IT	45%	26%	29%	20%	15%	5%	0%	14%	3%	0%
CY	32%	20%	25%	15%	14%	11%	1%	33%	4%	0%
LV	57%	57%	23%	24%	13%	6%	1%	7%	1%	0%
LT	50%	26%	26%	19%	10%	8%	0%	18%	3%	2%
LU	41%	40%	52%	25%	19%	19%	1%	5%	1%	0%
HU	34%	21%	54%	11%	13%	13%	0%	15%	3%	0%
MT	37%	38%	26%	20%	17%	6%	5%	12%	1%	7%
NL	29%	27%	16%	21%	9%	3%	1%	32%	4%	1%
AT	48%	34%	29%	27%	11%	7%	2%	19%	2%	1%
PL	47%	40%	34%	23%	14%	10%	0%	11%	1%	1%
PT	37%	41%	39%	16%	15%	7%	0%	15%	3%	1%
RO	46%	33%	42%	23%	22%	20%	1%	12%	1%	1%
SI	41%	29%	47%	32%	22%	12%	2%	5%	0%	1%
SK	45%	30%	32%	20%	10%	10%	1%	16%	1%	2%
FI	40%	36%	26%	18%	10%	6%	1%	14%	2%	2%
SE	41%	32%	27%	22%	15%	8%	0%	16%	4%	1%
UK	31%	31%	28%	20%	15%	9%	1%	20%	2%	3%

Highest percentage per country	Lowest percentage per country
Highest percentage per item	Lowest percentage per item

(MAX. 3 ANSWERS)

The trend since 2011 shows respondents in Spain (+19), Belgium (+9) and Sweden (+6) in particular are more likely to mention the Internet, while those in Bulgaria (-33), Slovenia (-22) and Portugal (-20) are much less likely to do so.

Overall, mentions of media campaigns as a source of information about the risks and effects of illicit drugs have declined by 12 points, but the declines in Bulgaria (-25), Greece (-22) and Slovenia (-21) have been larger. In fact, there are only four Member States where respondents are more likely than they were in 2011 to mention media campaigns: Belgium (+12), Latvia (+9), Sweden (+3) and Spain (+1).

Slovenia (+4), Belgium (+2) and Ireland (+1) are the only Member States where respondents are more likely than they were in 2011 to say they received information about the risks and effects of illicit drug use through a school prevention programme. In contrast, there have been large declines in the mention of school programmes in the Netherlands (-20), Estonia (-19) and Germany (-16).

Respondents in Belgium (+9), Spain (+6), Sweden (+5), Romania (+4) and Poland (+1) are the only ones that are more likely than they were in 2011 to mention friends as a source of this information. On the other hand, those in Portugal (-23), Estonia (-20) and Hungary (-18) are much less likely to mention friends.

Respondents in France (+9) and Belgium (+8) are much more likely than they were in 2011 to say they received information from parents or relatives, while those in Cyprus (-15), Portugal and Bulgaria (both -13) are much less likely to mention them. Respondents in Romania (+11) and Spain (+10) are much more likely to mention the police than they were in 2011, while those in Cyprus are now much less likely to do so (-19). There have only been minor changes in the proportions mentioning drug and/or alcohol telephone helplines.

At EU level, there has been a 6-point increase in the proportion of respondents who say they have not been informed at all about the risks and effects of illicit drugs in the past year. However, in some Member States there have been much larger increases: for example, Bulgaria, Cyprus (both +20), the Netherlands, Germany (both +17) and Denmark (+16). In fact, there are only five Member States where respondents are less likely to say they have not been informed compared to 2011: Belgium (-12), Spain (-10), Luxembourg (-2), Sweden and the Czech Republic (both -1).

The analysis of the socio-demographic variables once again shows no notable differences between young men and young women, but variations according to age group.

Not surprisingly, the younger the respondent, the more likely they are to say they received information about the risks and effects of illicit drugs from a school prevention programme, or from parents or relatives. For example, 20% of 15-18 year-olds received information from parents or relatives, compared to 14% of 19-21 year-olds and 9% of those aged 22-24. The youngest respondents are also the least likely to say they found information on the Internet (32% vs. 39%-40% for other age groups) or through media campaigns (24% vs. 37%-40%). They are, however, the most likely to say they received information from the police (13% vs. 6%-7%). The older the respondent, the more likely they are to say they have not been informed at all in the past year: 24% of 22-24 year-olds say this, compared to 17% of 19-21 year-olds and 10% of those aged 15-18.



Respondents living in large towns are the least likely to say they received information through a school prevention programme (27% vs. 32%-34% for other groups in this category), but there are no differences for other sources of information.

Respondents who have used cannabis in the last 30 days (50%) or in the last 12 months (50%) are more likely than those who used it more than 12 months ago (39%) or those who have never used it (33%) to have found information on the Internet about the risks and effects of illicit drug use. Those who have used cannabis are also more likely to say they received information from friends (25-40% vs. 16% of those who have never used it).

Respondents who received information about new substances that imitate illicit drugs from a given source are most likely to have received information about illicit drugs from

the same source. For example, 57% of those who received information about new substances from media campaigns also received information from the media about illicit drugs, compared to 24%-37% who received information on new substances from other sources.

Q2 Have you received information in any of these ways over the past year about the effects and risks of the use of illicit drugs? Please choose up to three.

	Found the information on the Internet (websites or chats)	Through media campaign(s)	Through a school prevention programme	From friends	From parents or relatives	From the police	From a drug and/or alcohol telephone helpline	I have not been informed at all (DO NOT READ OUT)	Other (DO NOT READ OUT)	DK/NA
EU28	37%	33%	32%	21%	14%	9%	1%	16%	3%	1%
 Age										
15-18	32%	24%	58%	21%	20%	13%	1%	10%	2%	1%
19-21	40%	37%	23%	22%	14%	7%	1%	17%	3%	2%
22-24	39%	40%	9%	19%	9%	6%	0%	24%	3%	2%
 Subjective urbanisation										
Rural village	36%	32%	34%	20%	13%	9%	1%	17%	2%	2%
Small/ Mid-size town	36%	33%	32%	21%	15%	9%	0%	15%	3%	1%
Large town	39%	34%	27%	23%	14%	7%	1%	18%	2%	2%
Has ever used new substances										
Yes, in the last 30 days	43%	20%	24%	44%	22%	16%	1%	9%	1%	0%
Yes, in the 12 last months	45%	22%	27%	47%	20%	6%	3%	9%	3%	1%
Yes more than 12 months ago	45%	36%	21%	37%	13%	7%	0%	15%	5%	1%
No	36%	34%	32%	19%	14%	9%	1%	17%	2%	2%
Has ever used cannabis										
Yes, in the last 30 days	50%	26%	23%	40%	19%	7%	2%	11%	3%	0%
Yes, in the 12 last months	50%	38%	23%	34%	15%	7%	1%	9%	3%	2%
Yes more than 12 months ago	39%	40%	20%	25%	12%	7%	0%	17%	3%	1%
No	33%	32%	36%	16%	14%	9%	1%	18%	2%	2%
Have received information about new substances from										
School	31%	24%	78%	18%	21%	16%	2%	3%	1%	1%
Friend	51%	35%	35%	47%	22%	11%	1%	4%	2%	0%
Family	41%	32%	48%	30%	55%	18%	1%	3%	1%	1%
Media	41%	57%	27%	21%	16%	8%	0%	10%	2%	1%
Police	33%	29%	53%	21%	23%	59%	3%	5%	2%	0%
Internet	63%	37%	29%	29%	18%	9%	1%	7%	3%	1%
Phone helpline	31%	33%	50%	28%	25%	35%	10%	4%	-	1%

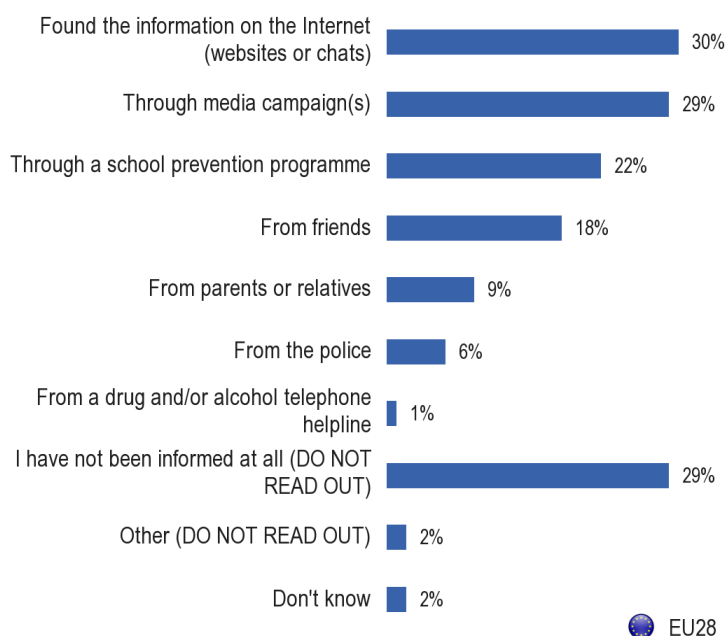
(MAX. 3 ANSWERS)

- The Internet and media campaigns are the main sources of information about new substances that imitate the effects of illicit drugs -

Young people are most likely to have received information on new substances that imitate the effects of illicit drugs from the Internet (30%) or through media campaigns (29%). Just over one in five received information through school prevention programmes (22%), while 18% received information from friends. Less than one in ten received information from parents or relatives (9%), the police (6%), or from a drug or alcohol telephone helpline (1%).

More than one quarter (29%) say they have not been informed at all in the past year about new substances that imitate the effects of illicit drugs.

Q6. Have you received information in any of these ways over the past year about the effects and risks of the use of new substances that imitate the effects of illicit drugs? Please choose up to three.



(MAX. 3 ANSWERS)

In 12 Member States, notably Latvia (52%), Romania (48%), Poland (47%) and Slovakia (42%), respondents are most likely to say they received information on new substances from the **Internet**. At the other end of the scale, only 11% of respondents in Denmark say they received information on these substances online.

Media campaigns are the most-mentioned source of information about new substances in five countries: Latvia (57%), Luxembourg (42%), the UK (40%), Ireland (38%) and Portugal (37%), and they are also widely mentioned in Poland (45%). In contrast, just 14% of respondents in Cyprus and Denmark mention media campaigns as a source of information on new substances.

Respondents in Hungary (36%) and France (29%) are the most likely to say they were informed through a **school prevention programme**, and this source is also mentioned






























widely by those in Romania (41%), Luxembourg (36%), Ireland (30%), Portugal and Belgium (both 29%). At the other end of the scale, only 7% of those in the Netherlands and 8% in Denmark say they were informed by a school programme.

At least one quarter of respondents in Ireland (29%), Latvia (28%), Poland (27%), Romania and Slovenia (both 26%) say they were informed by **friends** about the effects and risks of new substances. In contrast, only 9% of those in Finland and 10% in Denmark say the same. Respondents in Romania (20%), Malta (17%) and Belgium (16%) are the most likely to mention **parents or relatives** as an information source, compared to just 2% of those in Lithuania. Along with those in Luxembourg, respondents in Romania are also the most likely to mention the **police** as a source of this information (both 15%). No respondents in Denmark mention the police (0%).

No more than 3% of respondents in any Member State say they received information about the risks and effects of new substances from a drug or alcohol telephone helpline.

In 11 Member States, respondents are most likely to say that they have **not been informed** at all about new substances, and this is particularly the case in Denmark (65%), the Netherlands (50%) and Estonia (46%). Respondents in Romania and Latvia are the least likely to say they have not been informed at all (both 8%).

Q6 Have you received information in any of these ways over the past year about the effects and risks of the use of new substances that imitate the effects of illicit drugs? Please choose up to three.

		Found the information on the Internet (websites or chats)	Through media campaign(s)	I have not been informed at all (DO NOT READ OUT)	Through a school prevention programme	From friends	From parents or relatives	From the police	From a drug and/or alcohol telephone helpline	Other (DO NOT READ OUT)	Don't know
	EU28	30%	29%	29%	22%	18%	9%	6%	1%	2%	2%
	BE	36%	34%	19%	29%	21%	16%	7%	2%	2%	3%
	BG	27%	18%	41%	12%	14%	4%	3%	1%	3%	4%
	CZ	33%	22%	41%	20%	17%	4%	2%	1%	1%	0%
	DK	11%	14%	65%	8%	10%	3%	0%	0%	2%	1%
	DE	22%	25%	37%	16%	17%	3%	4%	1%	3%	3%
	EE	28%	21%	46%	11%	13%	3%	5%	0%	1%	0%
	IE	38%	38%	13%	30%	29%	15%	9%	0%	2%	2%
	EL	41%	15%	22%	20%	18%	15%	3%	1%	1%	1%
	ES	31%	21%	40%	19%	19%	10%	4%	0%	3%	0%
	FR	20%	29%	29%	29%	15%	11%	7%	1%	3%	1%
	HR	38%	25%	27%	20%	19%	9%	5%	0%	1%	2%
	IT	34%	22%	30%	20%	20%	8%	2%	0%	2%	1%
	CY	29%	14%	44%	18%	14%	13%	9%	0%	2%	1%
	LV	52%	57%	8%	19%	28%	9%	5%	1%	2%	0%
	LT	36%	21%	40%	13%	15%	2%	4%	0%	1%	2%
	LU	35%	42%	13%	36%	20%	8%	15%	1%	4%	1%
	HU	32%	24%	24%	36%	11%	9%	10%	0%	1%	2%
	MT	32%	29%	22%	19%	17%	17%	5%	3%	1%	11%
	NL	21%	22%	50%	7%	13%	4%	1%	0%	6%	3%
	AT	36%	32%	29%	18%	21%	8%	6%	1%	2%	1%
	PL	47%	45%	11%	28%	27%	10%	7%	1%	1%	1%
	PT	31%	37%	21%	29%	19%	12%	7%	0%	2%	1%
	RO	48%	37%	8%	41%	26%	20%	15%	1%	1%	0%
	SI	35%	22%	25%	23%	26%	9%	6%	2%	2%	1%
	SK	42%	24%	25%	23%	21%	6%	7%	1%	1%	3%
	FI	32%	22%	39%	14%	9%	4%	5%	0%	1%	2%
	SE	34%	30%	27%	19%	17%	7%	8%	0%	3%	2%
	UK	28%	40%	22%	21%	17%	11%	6%	1%	2%	4%

Highest percentage per country

Lowest percentage per country

Highest percentage per item

Lowest percentage per item

(MAX. 3 ANSWERS)

The socio-demographic analysis illustrates that 15-18 year-olds are less likely than older respondents to say they received information about the risks or effects of these new substances from media campaigns (22% vs. 33%-34% for other age groups). Not surprisingly, 15-18 year-olds are also the most likely to have received information through school prevention programmes (43% vs. 6%-15%), or from parents or relatives (13% vs. 5%-7%). The older the respondent, the more likely they are to say they have not been informed at all about the risks or effects of new substances: 22% of 15-18 year-olds say this, compared to 30% of 19-21 year-olds and 35% of 22-24 year-olds.

As was the case for illicit drugs, respondents living in large towns are the least likely to say they received information about new substances via a school prevention programme (16% vs. 24%-25% for other groups in this category).

Respondents who have never used these new substances are less likely to say they found information online (29% vs. 40%-44% for other groups in this category) or from friends (17% vs. 31%-35%), compared to those who have used them at some point. Those who have never used them are, however, the most likely to say they have not been informed at all about the effects and risks of these new substances compared to those who have used them (30% vs. 16%-17%).

IV. PERCEIVED HEALTH RISKS OF USING DRUGS

- Regular use of cocaine, ecstasy or new substances is considered to pose the highest health risk -

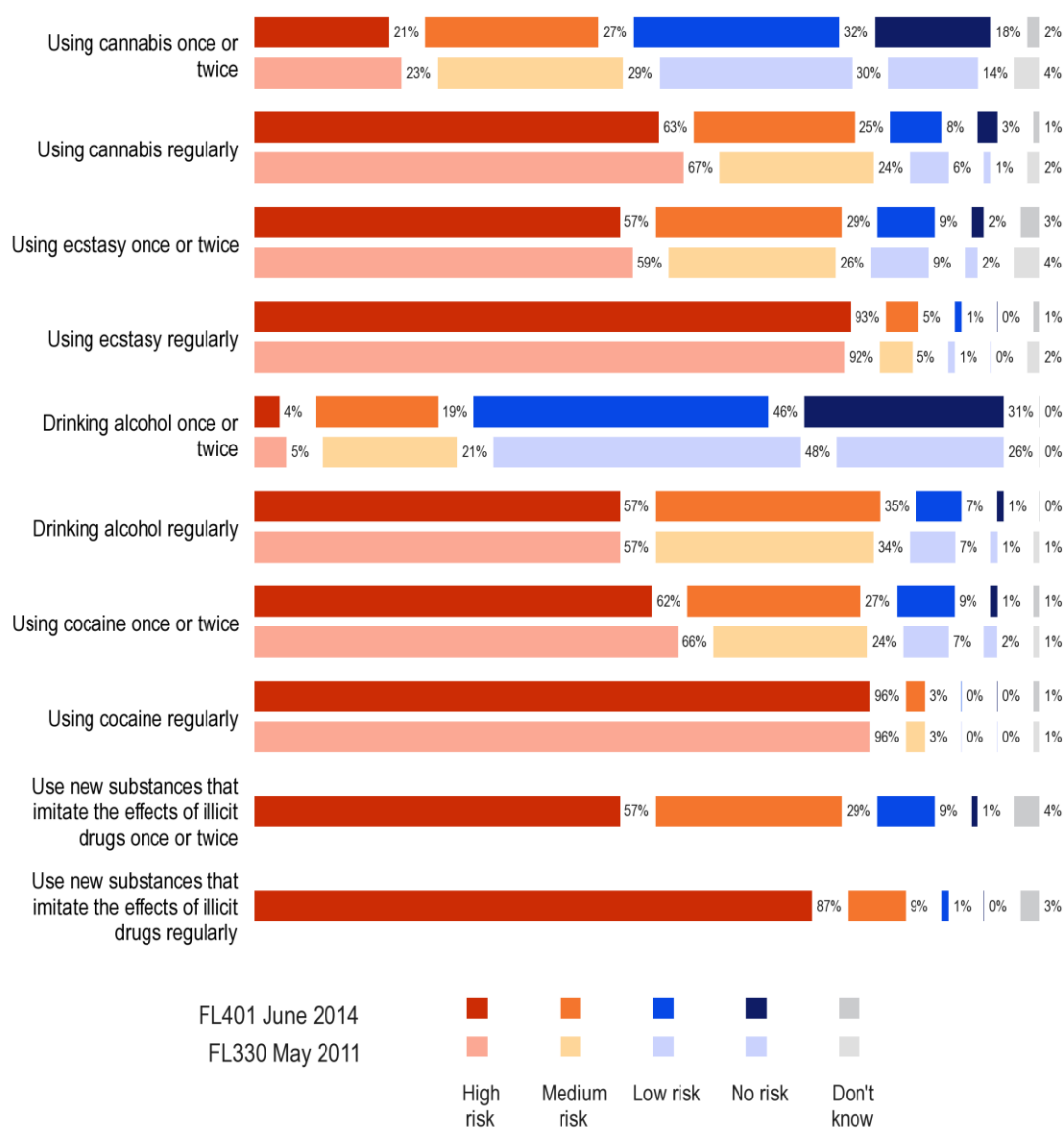
Respondents were asked how much of a health risk using a range of substances either once or twice or regularly would pose²¹. For each substance, regular use is considered to be a greater health risk than using the substance once or twice.

Almost all respondents consider regular use of cocaine or ecstasy may pose a high risk to health (96% and 93%, respectively), while a further 3% and 5% respectively considered regular use may carry a medium risk. The risks were perceived as lower for those who have only used these drugs once or twice. Just over half (57%) said using ecstasy once or twice may have a high risk, 29% said the risk may be medium, and 9% considered the risk may be low. However, just 2% thought there may be no risk in using ecstasy once or twice.

In the case of cocaine, 62% consider there may be a high risk in using it once or twice, 27% think there may be a medium risk and 9% a low risk. Once again, only a very small proportion (1%) considered there may be no risk.

²¹ Q7. To what extent do you think the following may pose a risk to a person's health? Using cannabis once or twice; using cannabis regularly; using ecstasy once or twice; using ecstasy regularly; drinking alcohol once or twice; drinking alcohol regularly; using cocaine once or twice; using cocaine regularly; using new substances that imitate the effects of illicit drugs once or twice; using new substances that imitate the effects of illicit drugs regularly. High risk; Medium risk; Low risk; No risk; Don't know

Q7. To what extent do you think the following may pose a risk to a person's health?



A large majority also consider regular use of new substances that imitate illicit drugs may carry a high risk to health (87%), while 9% think the risk may be moderate and 1% that it may be low. Respondents are less likely to think that using these new substances once or twice may pose a health risk, with 57% saying the risk may be high, 29% that there may be a medium risk and 9% that the risk may be low. Just 1% think there may be no health risk in this scenario.

At least half of all respondents consider regular use of cannabis may pose a high risk to health (63%), while one quarter think there might be a medium risk (25%) and 8% that the risk might be low. Almost one in twenty (3%) think there is no risk to health from regular cannabis use. Using cannabis once or twice is less likely to be considered a high risk to health (21%), with 27% thinking it may pose a medium risk, and 32% that it may pose a low risk.

In fact, there are almost as many who think using cannabis once or twice may pose no health risk (18%) as think there may be a high risk (21%).

Most respondents consider there to be a medium (35%) or high (57%) health risk from drinking alcohol regularly, but drinking it once or twice is far less likely to be viewed this way. Just 4% think there may be a high risk to health from drinking alcohol once or twice, and 19% think the risk is medium. Almost half (46%) say there may be a low risk to health from drinking alcohol once or twice, while 31% consider there to be no risk.

The trend since 2011 shows that:

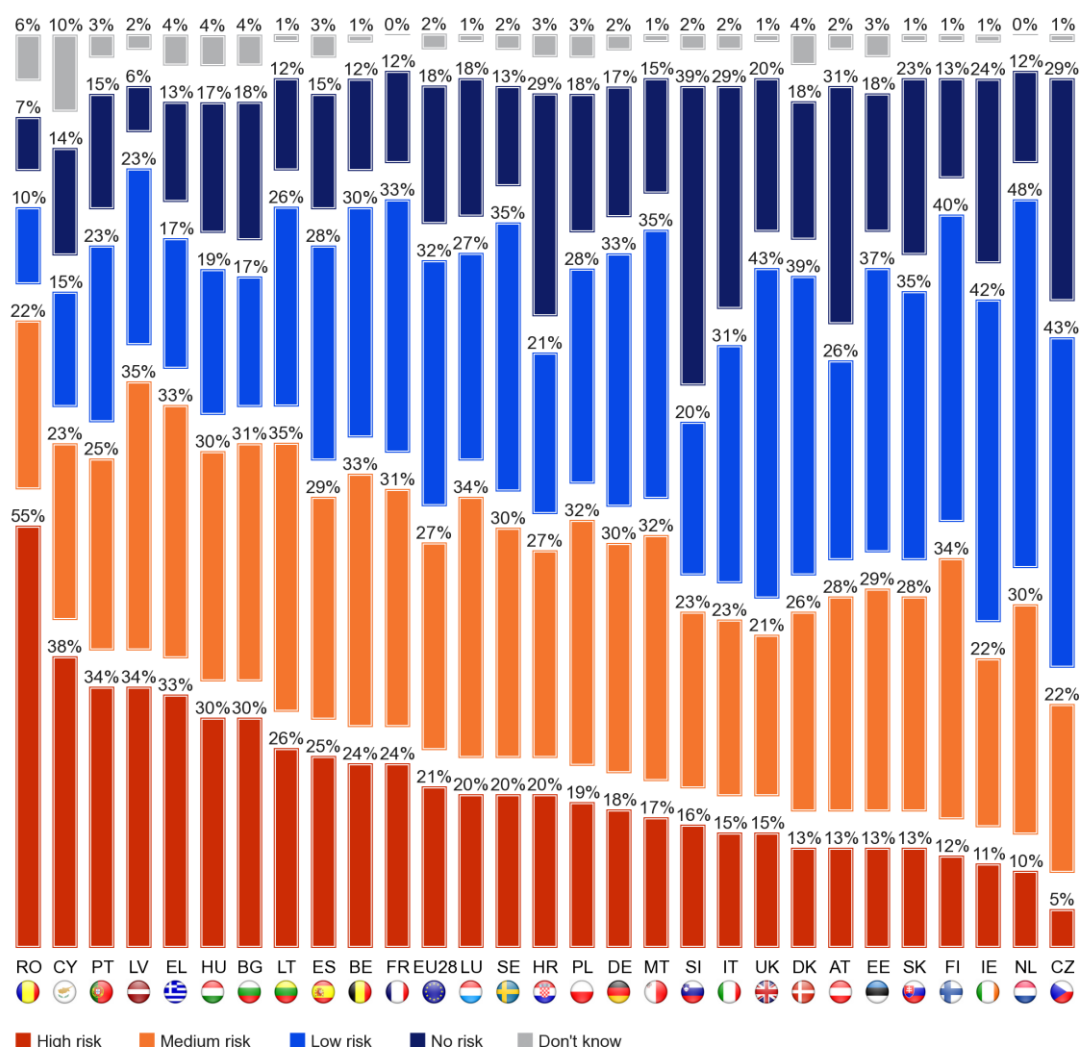
- Respondents are slightly less likely to think that using cannabis once or twice may pose a high (-2) or medium (-2) health risk, and are more likely to think the risks may be low (+2) or that there are no risks (+4). In the case of regular cannabis use there has been a similar shift in opinion that it poses less health risk (high-4; medium +1; low +2; no risk +2).
- Respondents are now more likely to say that using ecstasy once or twice may pose a medium risk to health (+3), and less likely to say the risk may be high (-2).
- Drinking alcohol once or twice is more likely to be seen as having no health risk (+5), and less likely to be seen as having a low (-2), medium (-2) or high (-1) risk
- Using cocaine once or twice is less likely to be seen as having a high (-4) risk, and is more likely to be seen as having a medium (+3) or low risk (+2).

Romania is the only Member State where at least half of all respondents think using **cannabis once or twice** poses a high risk to health (55%), whereas in other Member States between 38% (Cyprus) and 5% (Czech Republic) think this is the case. There is less variation in the proportions who think that using cannabis once or twice may pose a medium risk, ranging from 35% of respondents in Latvia and Lithuania, to 21% of those in the UK.

Respondents in the Netherlands (48%), the Czech Republic and the UK (43%) are the most likely to say that using cannabis once or twice poses a low risk to health, while those in Romania (10%) and Cyprus (15%) are the least likely to think this way. Those in Slovenia (39%) and Austria (31%) are the most likely to say that using cannabis once or twice poses no health risk, compared to 6% in Latvia and 7% of those in Romania.

Q7.1. To what extent do you think the following may pose a risk to a person's health?

Using cannabis once or twice

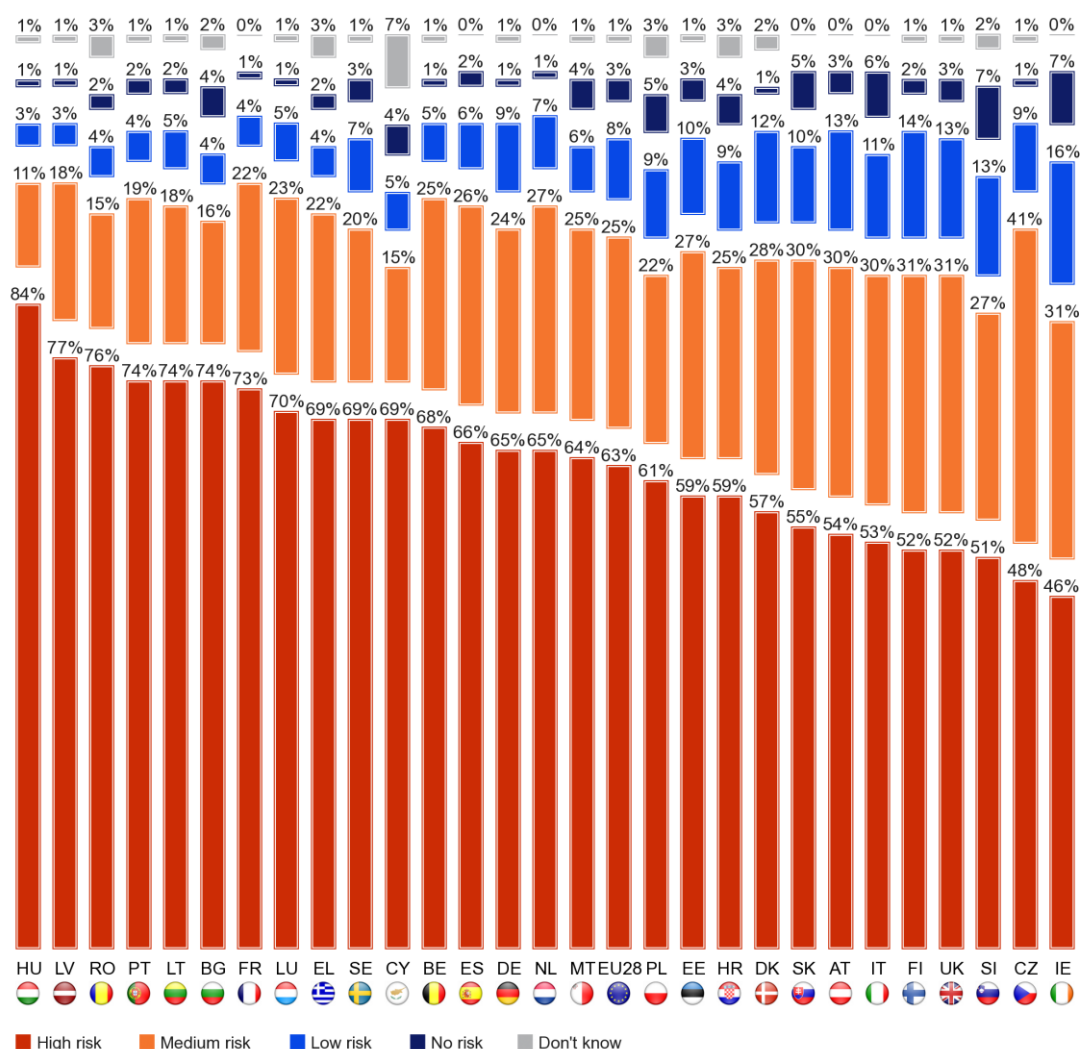


The picture is quite different for **regular cannabis use**, with at least half the respondents in all but two countries saying this may pose a high risk to health. In fact, at least three-quarters of those in Hungary (84%), Latvia (77%) and Romania (76%) are of this opinion. The exceptions are Ireland (46%) and the Czech Republic (48%). Those in the Czech Republic are, however, the most likely to say that regular cannabis use is a medium risk to health (41%), followed by those in Finland, the UK and Ireland (all 31%). Respondents in Hungary are the least likely to think this is the case (11%).

Respondents in Ireland are the most likely to say regular cannabis use carries a low health risk (16%), particularly compared to those in Hungary and Latvia (both 3%). Along with those in Slovenia, respondents in Ireland are also the most likely to say that regular cannabis use carries no health risk (both 7%).

Q7.2. To what extent do you think the following may pose a risk to a person's health?

Using cannabis regularly



Compared to 2011, respondents in Belgium (+12), Portugal and Spain (both +10) are now much more likely to say that using cannabis once or twice poses a high risk to health. Respondents in Belgium (+16) and Portugal (+10) are also much more likely to rate the health risk of regular cannabis use as high. Conversely, respondents in Malta (-12), Italy and Germany (both -11) are now much less likely to say that occasional cannabis use carries a high health risk. Respondents in Malta and Italy (-13) are also much less likely to say that regular cannabis use carries a high health risk.

Respondents in Spain (+7) and Belgium (+6) are much more likely to say occasional cannabis use carries a medium health risk, compared to 2011, while those in Italy and Slovenia are much less likely to say this (both -10). Respondents in the Netherlands (+9), Germany (+8) and Malta (+7) are now much more likely to say using cannabis once or twice carries a low health risk, while those in Slovakia (-9), Belgium (-8), Slovenia and Hungary (both -7) are much less likely to say this.

Respondents in Italy are now much more likely to say that using cannabis once or twice carries no risk to health (+23), as are those in Slovenia (+17), Austria (+13) and Malta (+12). In fact, there are only five Member States where respondents are now less likely to say that using cannabis once or twice poses no risk to health: Spain (-13), Latvia (-10), Belgium (-6), the Czech Republic and the Netherlands (both -2).

In terms of regular cannabis use, respondents in Malta (+9) and Romania (+5) are much more likely now than they were in 2011 to say this poses a medium health risk, while those in the Netherlands (-6) and Belgium (-5) are now much less likely to think this way. Respondents in Austria (+7) and Italy (+6) are much more likely to say regular cannabis use carries a low health risk, while those in Belgium are now much less likely to think this way (-8).

The socio-demographic analysis shows that young women are more likely than young men to think using cannabis once or twice carries a high (24% vs. 17%) or medium risk (32% vs. 24%). Young men judge the risk to be lower or non-existent (low: 34% vs. 29%, no risk: 23% vs. 13%). Young women are also more likely to say regular cannabis use carries a high risk (71% vs. 55%), while young men are more likely to say there is a medium (28% vs. 22%) or low risk to health (12% vs. 5%).

The youngest respondents judge the risk of using cannabis either once or twice, or regularly, as higher than older respondents. For example, 15-18 year-olds are the most likely to think that using cannabis once or twice (33% vs. 24%-25% for other age groups) or regularly (22% vs. 27%) poses a medium health risk. They are also the least likely to think using it once or twice carries a low risk (28% vs. 34%-35%). 15-18 year-olds are also the most likely to say regular cannabis use carries a high health risk (68% vs. 59%-61%).

The larger the community a respondent lives in, the less likely they are to say regular cannabis use carries a high health risk: 60% of those in large towns think this way, compared to 63% in small/mid-sized towns and 66% in rural villages.

As might be expected, a respondent's experience using cannabis also has an impact on their assessment of its health risks – the more recent the cannabis use, the lower the risk the respondent attributes to using it.

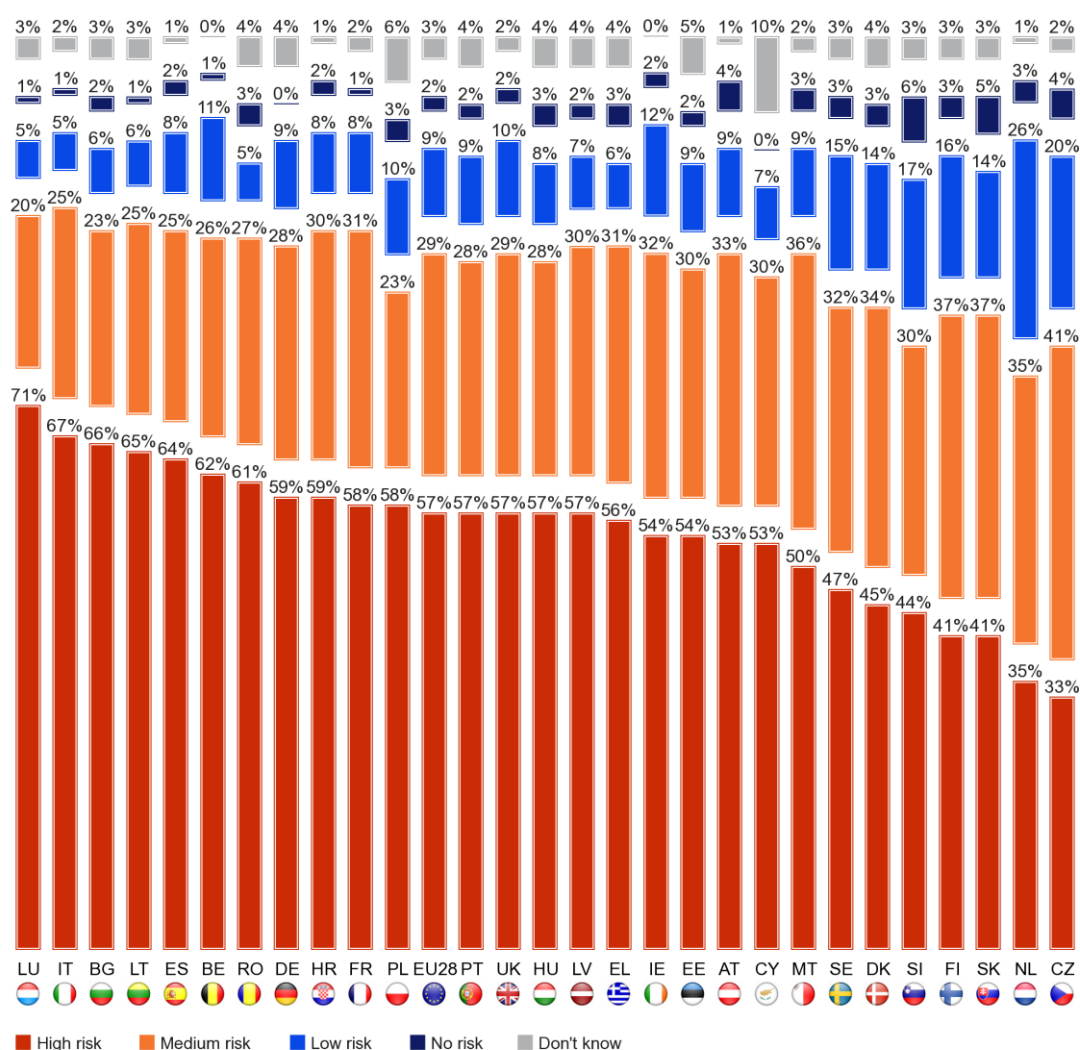
For example, 50% of those who have used cannabis in the last 30 days say using it once or twice carries no health risk, compared to 9% of those who have never used it. When it comes to regular use, 21% of those who have used it in the last 30 days say this carries a high risk to health, compared to 35% of those who have used it in the past year, 51% of those who used it more than 12 months ago and 74% of those who have never used cannabis.

At least half of the respondents in 21 Member States think that using **ecstasy once or twice** carries a high risk to health, with those in Luxembourg (71%), Italy (67%) and Bulgaria (66%) the most likely to think this way. In contrast, 33% of those in the Czech Republic and 35% in the Netherlands have the same opinion. Respondents in the Czech Republic are the most likely to think using ecstasy once or twice has a medium risk (41%), followed by those in Finland and Slovakia (both 37%), while those in Luxembourg are least likely to say this (20%).

Just over one quarter of respondents (26%) in the Netherlands say using ecstasy once or twice carries a low risk, as do 20% of those in the Czech Republic, while respondents in Slovenia are the most likely to say that this carries no risk to health (6%).

Q7.3. To what extent do you think the following may pose a risk to a person's health?

Using ecstasy once or twice

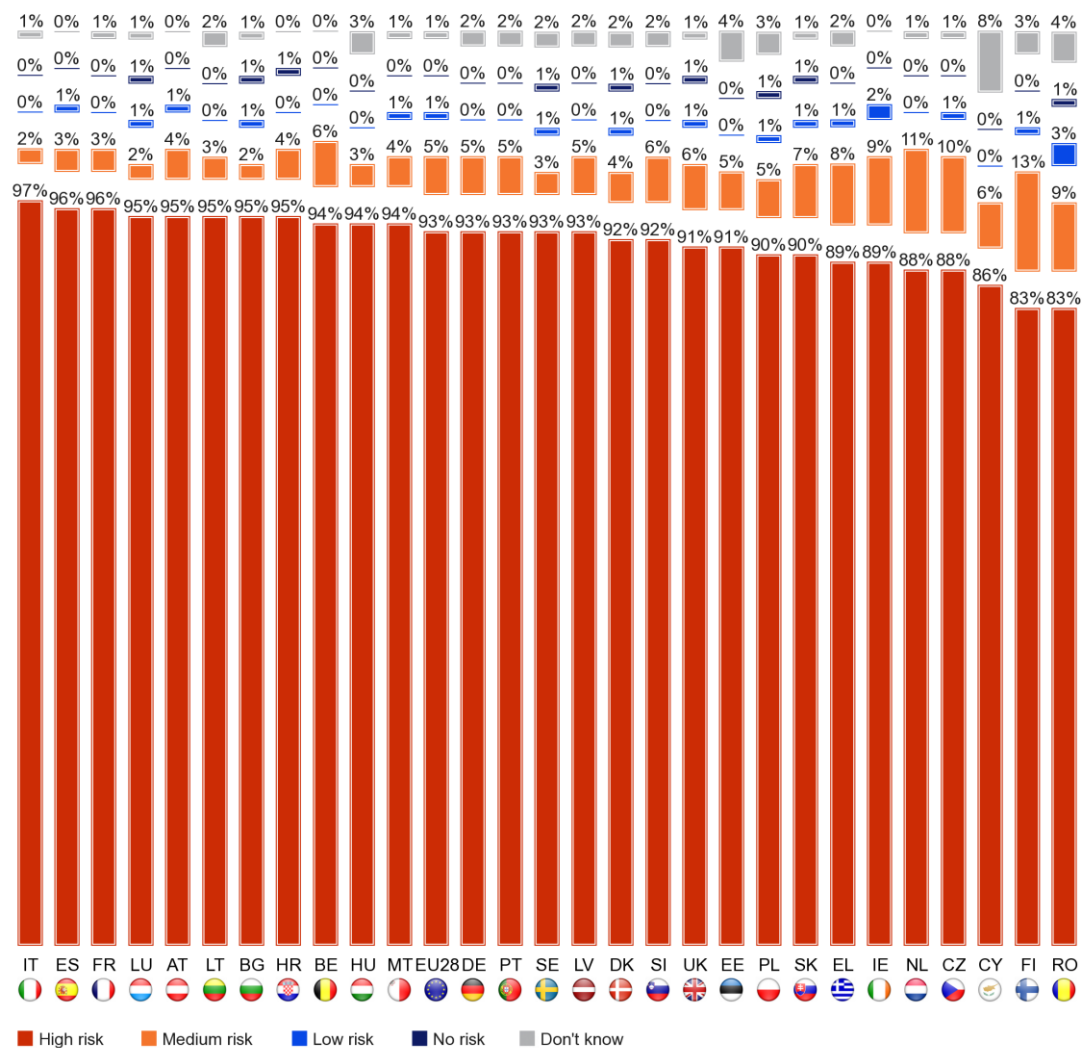


When it comes to **regular ecstasy use**, at least eight out of ten respondents in each Member State think this carries a high risk to health, ranging from 97% of those in Italy, and 96% in Spain and France, to 83% of those in Romania and Finland. Finland (13%), the Netherlands (11%) and the Czech Republic are the only Member States where at least one in ten think regular ecstasy use carries a medium health risk.

Few respondents in any Member State think regular ecstasy use carries a low risk, or no risk to health.

Q7.4. To what extent do you think the following may pose a risk to a person's health?

Using ecstasy regularly



Turning to the trend since 2011, those in Spain (+22), Luxembourg (+18), Hungary (+17), Belgium (+16) and Latvia (+15) are now much more likely to say that the health risk of using ecstasy once or twice is high. Respondents in Belgium are also much more likely than they were in 2011 to say that there is a high risk to health from regular ecstasy use (+12).

Respondents in Italy (-21), France (-12), Denmark and Malta (both -11) are much less likely than they were in 2011 to say there is a high health risk from using ecstasy once or twice. Respondents in Italy and France are, however, much more likely to say that there is a medium risk to health from using ecstasy once or twice (+16 and +11, respectively), while those in Luxembourg (-13), Hungary (-10) and Poland (-9) are much less likely to think this way.

Respondents in the Netherlands (+9) and Slovenia (+6) are much more likely than they were in 2011 to say there is a low risk to health from using ecstasy once or twice, while those in Spain (-13) and Latvia (-6) are much less likely to say this.

There are relatively few differences in risk assessment between socio-demographic groups.

Young women are more likely than young men to say using ecstasy once or twice carries a high risk to health (61% vs. 54%). In addition, the older the respondent, the more likely they are to say that using ecstasy once or twice carries a high risk, and the less likely they are to say the health risk is medium. For instance, 54% of 15-18 year-olds say the health risk from using ecstasy once or twice is high, compared to 57% of 19-21 year-olds and 61% of 22-24 year-olds. This pattern is also reflected in the fact that full-time students are less likely than non-students to rate the risk of using ecstasy once or twice as high (55% vs. 60%) and more likely to rate it as medium (31% vs. 25%).

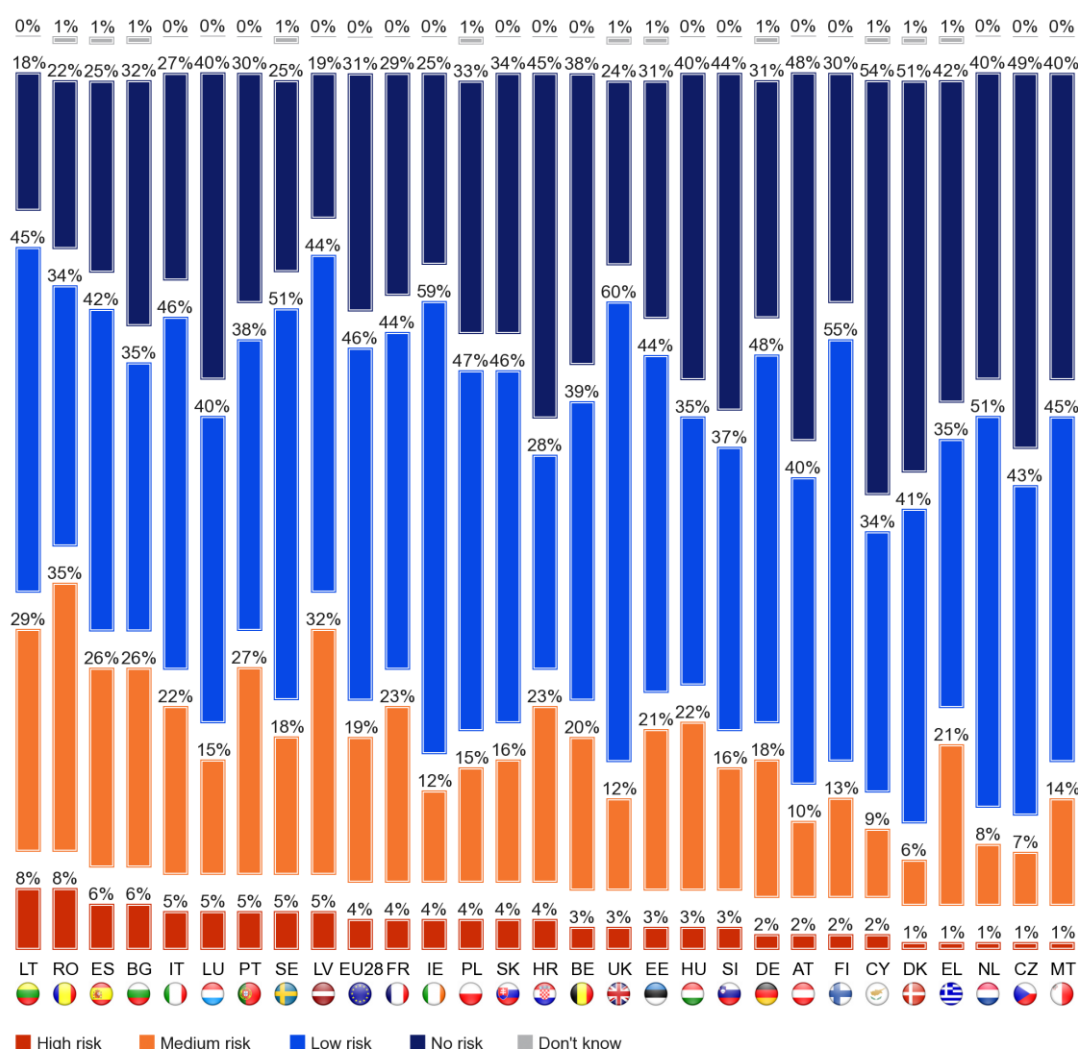
Respondents who have used cannabis within the last 12 months (including the last 30 days) are more likely to rate the risk of using ecstasy once or twice as medium to low, compared to those who used it more than 12 months ago, or non-users. For example, 41% of those who have used cannabis in the last 30 days say using ecstasy once or twice carries a high risk to health, compared to 60% of those who have not used cannabis. At the same time, 18% of those who have used cannabis in the last 30 days say that using ecstasy once or twice carries a low health risk, compared to 8% of non-users.

Fewer than one in ten respondents in any Member State thinks that **drinking alcohol once or twice** carries a high risk to health, with those in Lithuania and Romania the most likely to say this (both 8%). More than one third of respondents in Romania think that drinking alcohol once or twice carries a medium risk to health (35%), as do 32% of those in Latvia and 29% in Lithuania. At the other end of the scale, 6% of those in Denmark and 7% in the Czech Republic think the same way.

At least half of all respondents in the UK (60%), Ireland (59%), Sweden (51%), Finland (55%), and the Netherlands (both 51%) think that drinking alcohol once or twice poses a low health risk. Respondents in Croatia are the least likely to think this way (28%). Respondents in Cyprus (54%), Denmark (51%), the Czech Republic (49%) and Austria (48%) are the most likely to think drinking alcohol once or twice carries no risk, while those in Lithuania (18%) and Latvia (19%) are the least likely to think this way.

Q7.5. To what extent do you think the following may pose a risk to a person's health?

Drinking alcohol once or twice

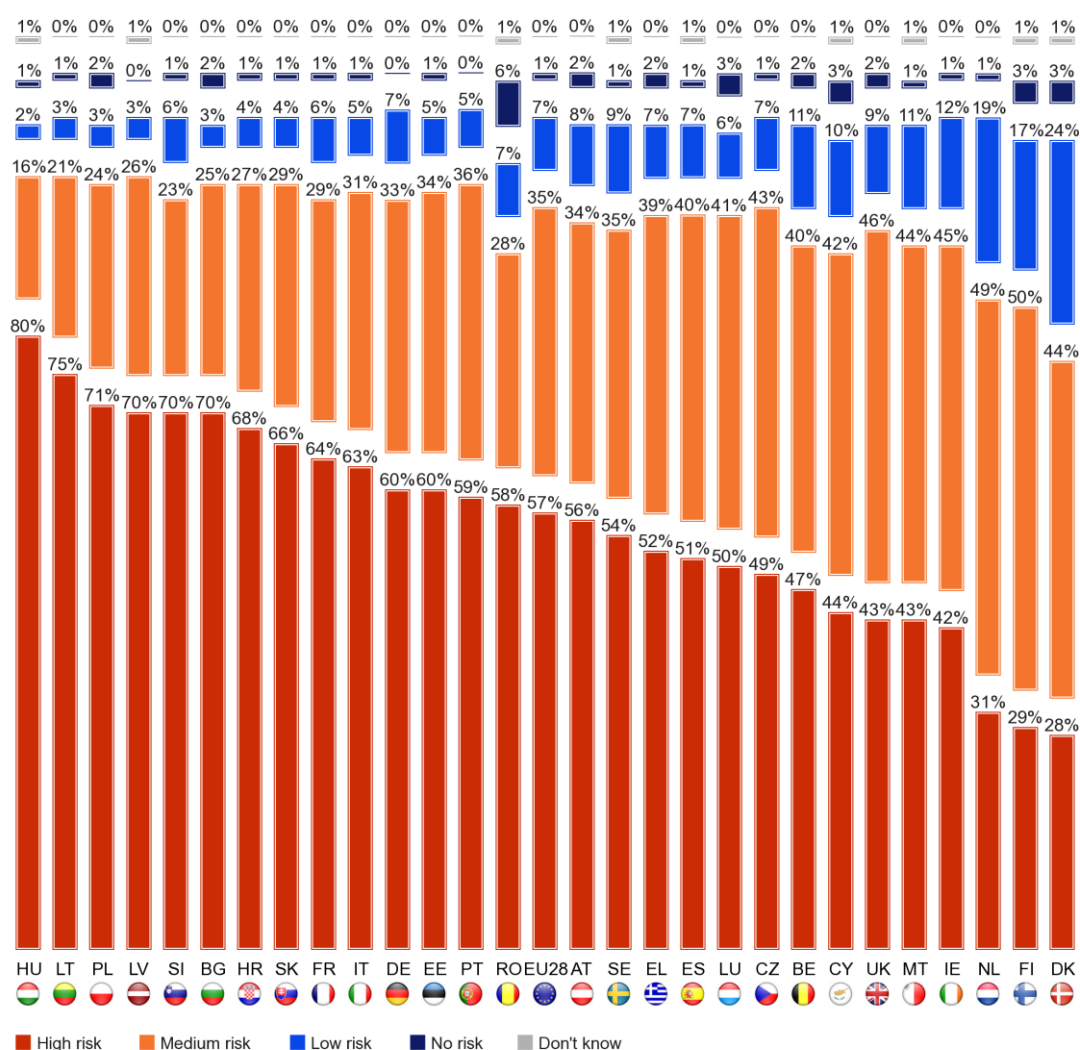


Across all Member States, respondents are much more likely to think that **drinking alcohol regularly** carries a high risk to health. Respondents in Hungary are the most likely to say the risk of regular drinking is high (80%), followed by those in Lithuania (75%) and Poland (71%). Those in Denmark (28%), Finland (29%) and the Netherlands (31%) are the least likely to think this way.

Respondents in Finland (50%) and the Netherlands (49%) are the most likely to think that drinking alcohol regularly carries a medium risk to health. Almost one quarter of respondents in Denmark think drinking alcohol regularly carries a low health risk (24%), as do 19% of those in the Netherlands and 17% in Finland. Respondents in Romania are the most likely to think that drinking alcohol regularly carries no health risk (6%).

Q7.6. To what extent do you think the following may pose a risk to a person's health?

Drinking alcohol regularly



Compared to 2011, respondents in Spain (+14), Latvia (+9) and Belgium (+7) are much more likely to say there is a medium health risk from drinking alcohol once or twice, while those in Italy (-9) and Austria (-8) are now much less likely to say this. Those in Latvia (+8) and Finland (+7) are much more likely to say the risk from occasional use is low, while respondents in Hungary, Greece and Slovenia are much less likely to think this way than they were in 2011 (all -11).

Respondents in Slovenia (+16), Italy (+14) and Cyprus (+13) are much more likely to say that drinking alcohol once or twice carries no health risk, while those in Spain (-18), Latvia (-15) and Finland (-9) are now much less likely to think this way.

Respondents in Ireland (+11), Belgium (+9) and Luxembourg (+7) are much more likely to say that drinking alcohol regularly carries a high risk, while those in Latvia (-10) and Malta (-8) are much less likely to say this than they were in 2011.

Respondents in Latvia and Cyprus (both +9) are much more likely to say drinking alcohol regularly carries a medium health risk, while respondents in Luxembourg (-7) and Slovenia (-6) are now much less likely to think this way. Respondents in the Netherlands are much more likely than they were in 2011 to say drinking alcohol regularly carries low health risks (+6), while those in Belgium (-8) and Ireland (-7) are now much less likely to think this way.

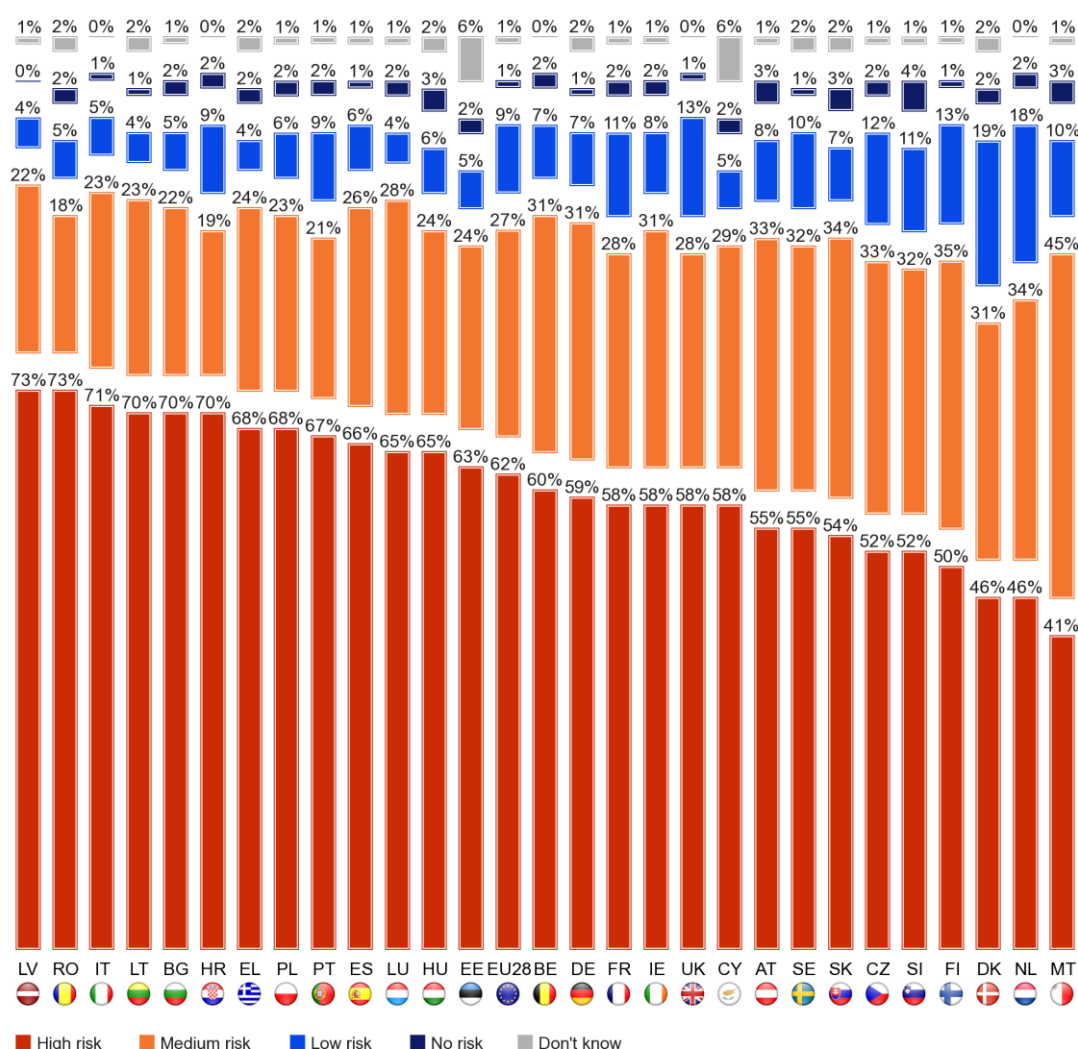
The socio-demographic analysis does not reveal any differences in opinions about the risks of drinking alcohol once or twice. However, when it comes to drinking alcohol on a regular basis, young women are more likely to rate this as a high risk to health (61% vs. 52%), while young men are more likely to rate the risk as medium (37% vs. 33%).

In all but three Member States, at least half of all respondents think even **using cocaine once or twice** carries a high risk to health. This view is most widely held amongst respondents in Latvia, Romania (both 73%), Italy (71%), Lithuania, Bulgaria and Croatia (all 70%). The exceptions are Malta (41%), the Netherlands and Denmark (both 46%). Respondents in Malta are the most likely to think using cocaine once or twice carries a medium health risk (45%), followed by those in Finland (35%), the Netherlands and Slovakia (both 34%). Respondents in Romania (18%) and Croatia (19%) are the least likely to think this way.

Almost one in five respondents in Denmark (19%) and the Netherlands (18%) think using cocaine once or twice carries a low health risk, compared to just 4% of those in Latvia, Lithuania, Greece and Luxembourg. Very few respondents in any Member State think that using cocaine once or twice carries no health risks.

Q7.7. To what extent do you think the following may pose a risk to a person's health?

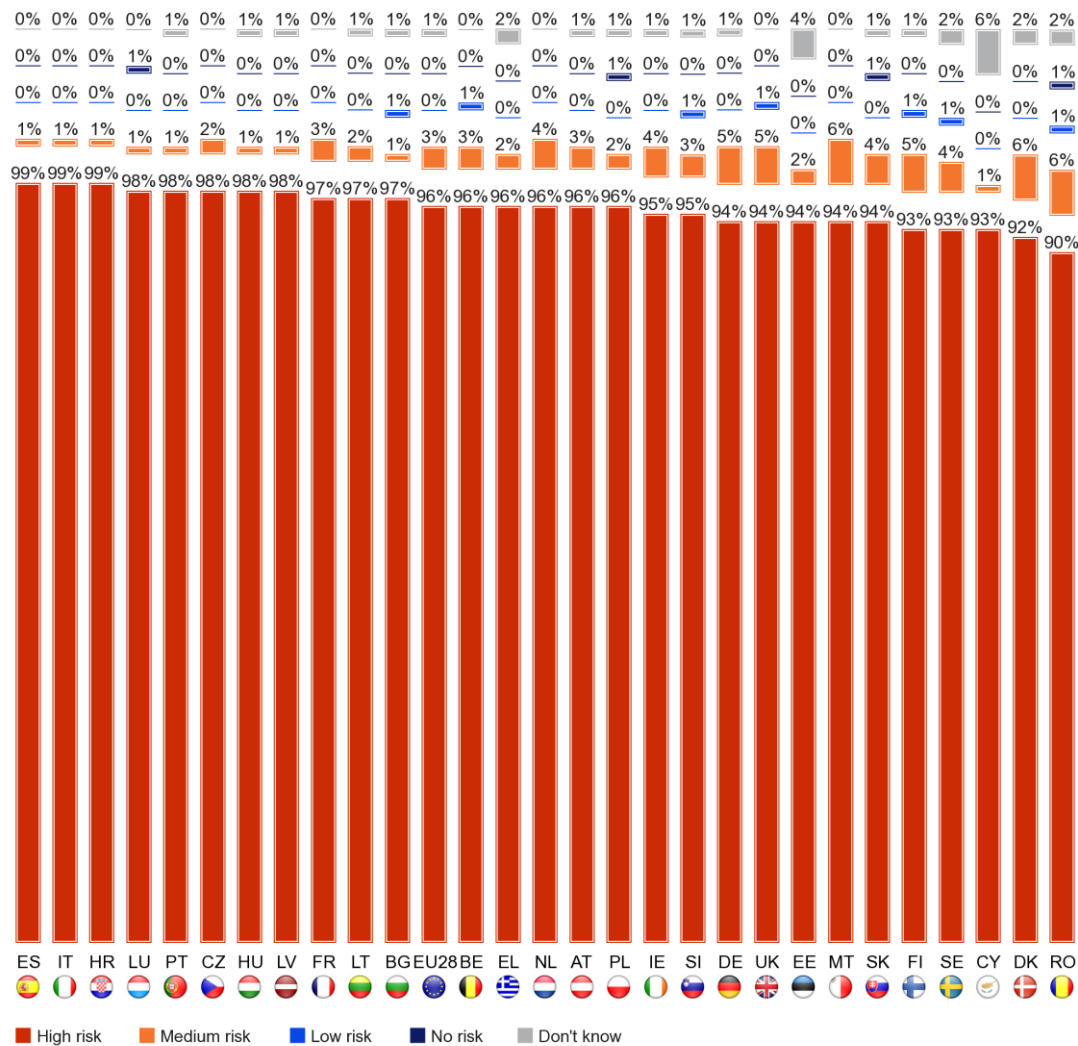
Using cocaine once or twice



Almost all respondents in each Member State think that **using cocaine regularly** carries a high risk to a person's health, ranging from 99% in Spain, Italy and Croatia to 90% in Romania. Those in Romania, Denmark and Malta are the most likely to think using cocaine regularly carries a medium health risk (all 6%), while very few respondents in any country think the risk is low or non-existent.

Q7.8. To what extent do you think the following may pose a risk to a person's health?

Using cocaine regularly



Since 2011 there has been a dramatic shift in opinion in Spain about the health risks of using cocaine once or twice. Respondents there are much more likely to say using cocaine once or twice carries a high health risk (+25), and are much less likely to say the risks are medium (-6) or low (-13), or that there are no risks (-6). Respondents in Spain are also more likely to say that regular cocaine use carries a high risk to health (+7), and are less likely to say the risk is medium (-5) or low (-1).

Respondents in Latvia (+9) and Cyprus (+6) are also much more likely to rate the risk to health of using cocaine once or twice as high. On the other hand, respondents in Malta (-21), Italy (-16) and France (-15) are much less likely to rate the risk as high compared to 2011, but they are much more likely to say the risks are medium (Malta: +20, Italy: +13, France: +9). Respondents in France, the Netherlands (both +7), Denmark and the Czech Republic (both +6) are much more likely to say that using cocaine once or twice carries a low health risk than they were in 2011.

Once again, there are few differences along socio-demographic lines. 15-18 year-olds are less likely than older respondents to say that using cocaine once or twice carries a high risk to health (59% vs. 63%), and are more likely to say the risk is medium (31% vs. 25%).

As is the case for ecstasy, respondents who have used cannabis within the last 12 months (including the last 30 days) are the most likely to rate the risk of using cocaine once or twice as medium or low, compared to those who used it more than 12 months ago, or non-users. For example, 42% of those who have used cannabis in the last 30 days say using cocaine once or twice carries a high risk to health, compared to 64% of those who have not used cannabis. At the same time, 18% of those who have used cannabis in the last 30 days say that using cocaine once or twice carries a low health risk, compared to 7% of non-users.

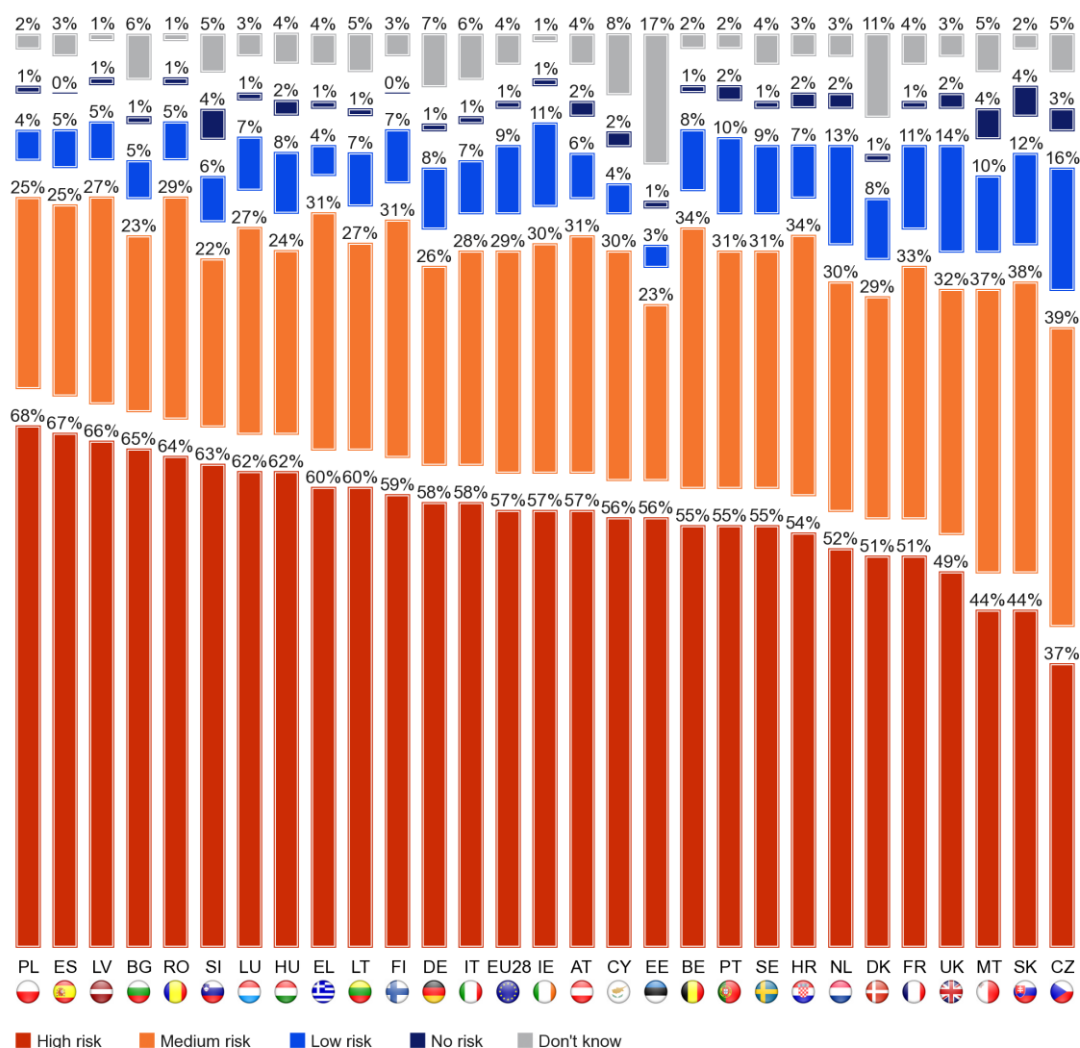
In all but four Member States, the majority of respondents think that **using new substances that imitate the effects of illicit drugs once or twice** carries a high risk to health, with those in Poland (68%), Spain (67%) and Latvia (66%) the most likely to think this way. The exceptions are the Czech Republic (37%), Slovakia, Malta (both 44%) and the UK (49%).

More than one third of respondents in the Czech Republic (39%), Slovakia (38%), Malta (37%), Belgium and Croatia (both 34%) think that using these substances once or twice poses a medium health risk, compared to 22% of those in Slovenia and 23% in Estonia and Bulgaria.

Respondents in the Czech Republic (16%) and the UK (14%) are the most likely to think that using these substances once or twice carries a low health risk, while those in Slovakia, Malta and Slovenia are the most likely to say there is no health risk from this kind of use (all 4%).

Q7.9. To what extent do you think the following may pose a risk to a person's health?

Use new substances that imitate the effects of illicit drugs once or twice

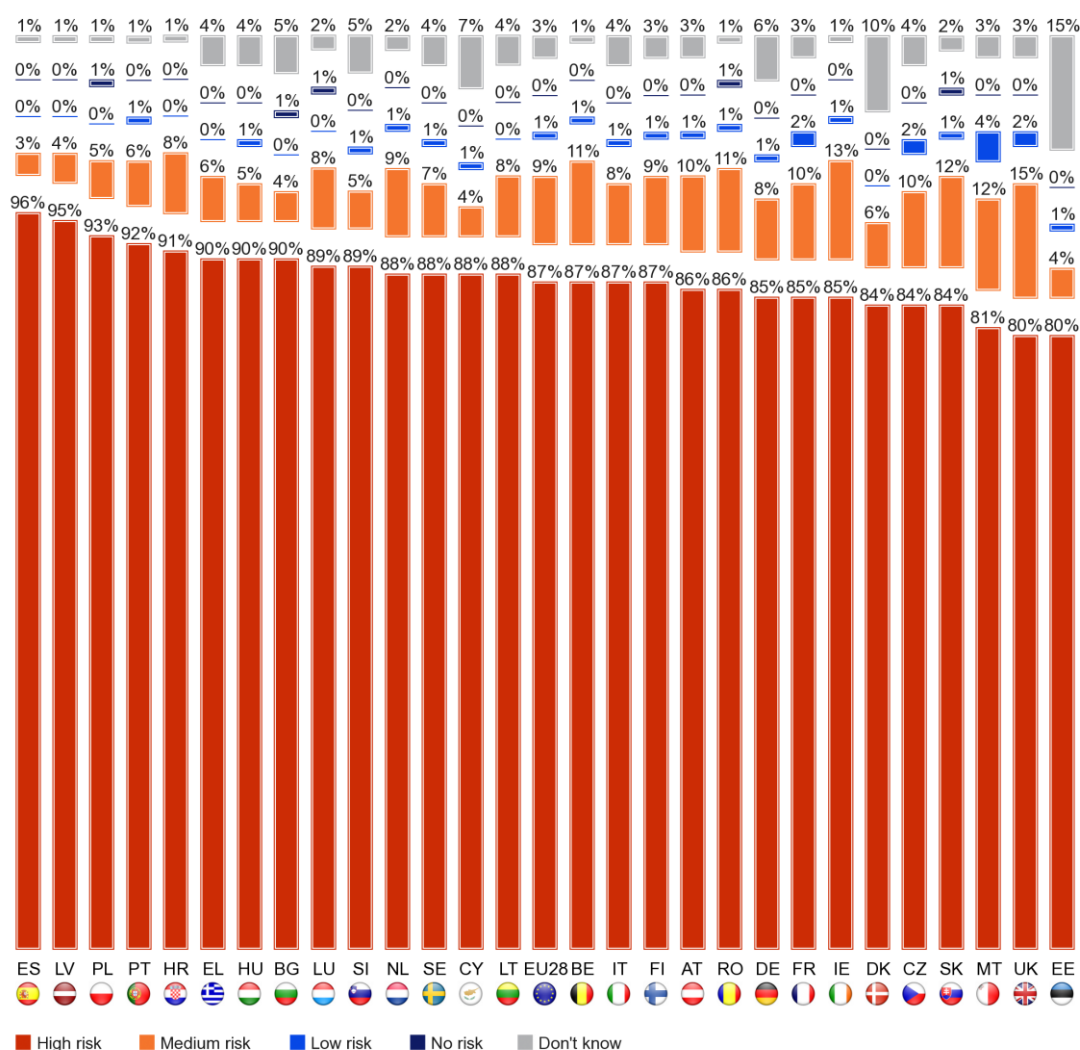


The picture is quite different when it comes to **regular use of these new substances**. At least eight out of ten respondents in each Member State agree that regular use poses a high risk to a person's health, ranging from 96% of respondents in Spain, 95% in Latvia and 93% in Poland, to 80% of those in Estonia and the UK.

Respondents in the UK (15%) and Ireland (13%) are the most likely to think regular use of these substances poses a medium health risk, while those in Malta are the most likely to say the risk from this kind of use is low (4%).

Q7.10. To what extent do you think the following may pose a risk to a person's health?

Use new substances that imitate the effects of illicit drugs regularly



There are few socio-demographic differences in opinion. 15-18 year-olds are the least likely to say that using these new substances once or twice carries a high health risk, and are the most likely to say the risk is medium or low. For example, 51% of the youngest respondents say the risk of occasional use is high, compared to 58% of 19-21 year-olds and 63% of 22-24 year-olds.

Respondents who have used a new substance in the past 30 days are the least likely to say that regular use of these substances carries a high health risk (74% vs. 86%-87% for other groups in this category). Those who have used a new substance in the past 12 months are the least likely to say that using these new substances carries a high risk (38% vs. 52%-58% for other groups in this category), but are the most likely to say the risk is medium (40% vs. 25%-32%).

V. HOW SHOULD SOCIETY'S DRUG PROBLEMS BE TACKLED?

- Measures against drug dealers, information campaigns and more sport, entertainment and cultural activities are seen as the three most effective ways to reduce drugs problems -

Respondents were asked what they thought would be the three most effective ways for authorities to reduce drugs problems²². More than half said there should be tough measures against drug dealers and traffickers (57%), while 43% mention information and prevention campaigns, and 36% think more sport, entertainment and cultural activities for young people should be offered²³. One third say there should be treatment and rehabilitation of drug users (33%), while 25% mention tough measures against drug users and 22% think poverty and unemployment should be reduced. Making drugs legal is the least likely to be mentioned as an effective way to reduce drug problems (18%).

There have been a number of changes in opinion since 2011, when the three most effective ways to reduce drug problems were: tough measures against dealers and traffickers; information and prevention campaigns; and the treatment and rehabilitation of drug users. Although they are still the two most-mentioned measures, respondents are now less likely to mention tough measures against dealers and traffickers (-7) or information and prevention campaigns (-6).

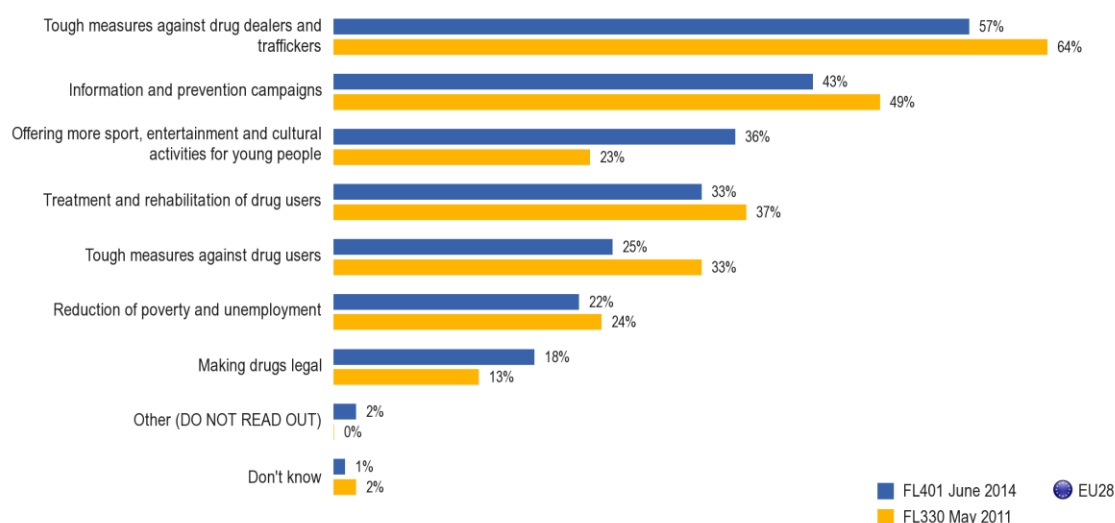
Tough measures against users (-8) is less likely to be mentioned as an effective way to reduce drug problems, and respondents are also less likely to mention treatment and rehabilitation of drug users (-4), or reduction of poverty and unemployment (-2).

Respondents are now much more likely to mention offering more sport, entertainment and cultural activities (+13), although some of this change may be due to the more specific wording of the option in the current survey (previously it was "more leisure opportunities"). There has also been a 5-point increase in the proportion that think making drugs legal would be an effective way for the authorities to reduce drug problems.

²² Q8. What do you think would be the three most effective ways for public authorities to reduce drugs problems? Tough measures against drug dealers and traffickers; Information and prevention campaigns; Offering more sport, entertainment and cultural activities for young people; Treatment and rehabilitation of drug users; Tough measures against drug users; Reduction of poverty and unemployment; Making drugs legal

²³ The item "Offering more sport, entertainment and cultural activities" was "More leisure opportunities" in the previous survey.

Q8. What do you think would be the three most effective ways for public authorities to reduce drugs problems?



(MAX. 3 ANSWERS)

Tough measures against drug dealers and traffickers are the most-mentioned measure by respondents in 26 out of 28 Member States. Furthermore, this option is mentioned by at least half of the respondents in all but four Member States, particularly by those in Romania (71%), Bulgaria and Cyprus (both 70%). The exceptions are the UK, Slovenia (both 47%), Sweden and Ireland (both 49%).

Respondents in Sweden are most likely to mention **information and prevention campaigns** (52%), and these measures are also widely mentioned by at least half of all respondents in the Netherlands (56%), Spain (55%), Belgium (53%) and the Czech Republic (50%). These kinds of campaigns are least likely to be mentioned as an effective option by those in Lithuania (25%) and Slovakia (27%).






























Respondents in Slovakia are most likely to mention **offering more sport, entertainment and cultural activities** for young people (53%), and this measure is also mentioned by more than half of respondents in Latvia and Lithuania (both 53%). This option is least likely to be mentioned by respondents in the Czech Republic, the Netherlands (both 24%) and Slovenia (27%).

Across the EU, respondents in Malta, Denmark (both 44%) and Portugal (40%) are the most likely to say that **treatment and rehabilitation of drug users** is one of the most effective ways to reduce drug problems. In contrast, only 16% of those in Latvia and 19% in Slovakia say the same. Respondents in Hungary (47%), Estonia (41%) and Lithuania (38%) are the most likely to advocate **tough measures against drug users**, particularly compared to those in Greece (11%) and Denmark (14%).

In 21 Member States, at least one in five respondents say that **reducing poverty and unemployment** is one of the most effective ways to reduce drug problems, with those in the Netherlands (29%), Ireland and Slovenia (both 28%) the most likely to mention this option. This compares to just 9% of respondents in Malta.

Respondents in Austria (24%), Slovenia and Poland (both 23%) are the most likely to say that **making drugs legal** would be an effective measure, compared to only 6% of those in Lithuania and 8% in Bulgaria and Latvia.

Q8 What do you think would be the three most effective ways for public authorities to reduce drugs problems?

		Tough measures against drug dealers and traffickers	Information and prevention campaigns	Offering more sport, entertainment and cultural activities for young people	Treatment and rehabilitation of drug users	Tough measures against drug users	Reduction of poverty and unemployment	Making drugs legal	Other (DO NOT READ OUT)	Don't know
	EU28	57%	43%	36%	33%	25%	22%	18%	2%	1%
	BE	60%	53%	34%	38%	37%	22%	16%	1%	0%
	BG	70%	30%	40%	30%	31%	19%	8%	2%	1%
	CZ	69%	50%	24%	25%	32%	15%	11%	0%	0%
	DK	56%	46%	39%	44%	14%	16%	12%	1%	2%
	DE	59%	43%	41%	33%	21%	24%	17%	1%	1%
	EE	64%	39%	42%	27%	41%	20%	10%	1%	1%
	IE	49%	37%	44%	34%	22%	28%	21%	2%	0%
	EL	61%	48%	30%	34%	11%	27%	12%	1%	0%
	ES	61%	55%	42%	31%	23%	20%	19%	3%	0%
	FR	60%	37%	33%	33%	30%	17%	21%	2%	1%
	HR	65%	35%	35%	30%	23%	23%	20%	1%	1%
	IT	50%	41%	32%	30%	19%	21%	22%	2%	1%
	CY	70%	39%	44%	35%	19%	23%	20%	0%	1%
	LV	66%	35%	53%	16%	34%	21%	8%	4%	0%
	LT	61%	25%	53%	27%	38%	26%	6%	3%	1%
	LU	62%	39%	44%	27%	27%	24%	19%	3%	0%
	HU	68%	30%	34%	34%	47%	25%	14%	0%	1%
	MT	58%	44%	45%	44%	20%	9%	14%	4%	2%
	NL	65%	56%	24%	32%	37%	29%	13%	1%	0%
	AT	63%	47%	35%	33%	27%	27%	24%	2%	0%
	PL	56%	37%	34%	34%	21%	24%	23%	2%	1%
	PT	54%	42%	40%	40%	24%	19%	14%	2%	0%
	RO	71%	46%	30%	31%	34%	15%	9%	1%	0%
	SI	47%	34%	27%	21%	22%	28%	23%	2%	0%
	SK	51%	27%	53%	19%	22%	27%	11%	1%	1%
	FI	53%	46%	37%	37%	24%	24%	10%	2%	1%
	SE	49%	52%	35%	35%	20%	26%	10%	2%	0%
	UK	47%	41%	38%	38%	24%	24%	16%	2%	2%

Highest percentage per country

Lowest percentage per country

Highest percentage per item

Lowest percentage per item

(MAX. 3 ANSWERS)

The country-level trends since 2011 highlight a number of shifts in opinion. Respondents in the Netherlands, for example, are now more likely to mention each measure, with the exception of making drugs legal (-5). In fact, the Netherlands is one of only four Member States that go against the general EU trend, with respondents more likely to mention tough measures against drug dealers and traffickers than they were in 2011: Netherlands (+10), Denmark (+7), France (+2) and Belgium (+1). In contrast, those in Finland (-17), Slovenia (-16) and Sweden (-15) are all much less likely to mention this measure than they were in 2011.

The Netherlands is also one of only four countries where respondents are more likely to mention information and prevention campaigns: Sweden (+12), the Netherlands (+6), Austria (+2) and the Czech Republic (+1). On the other hand, respondents in Slovakia (-20), Luxembourg (-18), Portugal (-17) and Italy (-16) are now much less likely to mention this measure when compared to 2011.

In all but two Member States, respondents are now more likely to mention offering more sport, entertainment and cultural activities for young people, and this is particularly the case for respondents in Malta (+26), Lithuania (+25), Latvia, Ireland and Luxembourg (all +22). The exceptions are the Czech Republic (-15) and Estonia (-2). However, care should be taken when interpreting these trends, due to the wording change since the previous survey.

There are only four Member States where respondents are more likely than they were in 2011 to say treatment and rehabilitation of drug users would be an effective way for authorities to reduce drug problems: Belgium (+12), France, the Netherlands (+5) and Austria (+1). In contrast, those in Latvia (-20), Greece (-18) and Luxembourg (-16) are now much less likely to mention this option.

Respondents in Estonia (+7), Lithuania (+5) and the Netherlands (+4) are much more likely to mention tough measures against drug users compared to 2011, while those in Germany (-18), Romania (-16) and the Czech Republic (-15) are much less likely to do so. Respondents in Slovakia (+13) and the Netherlands (+8) are much more likely to mention reducing poverty and unemployment, while those in the UK (-12) and Estonia (-9) are much less likely to mention this as an effective measure.

Respondents in Austria (+16), Italy (+15) and Cyprus (+11) are much more likely to mention making drugs legal than they were in 2011, while those in Portugal (-6) and the Netherlands (-5) are much less likely to do so.

The socio-demographic analysis highlights a range of differences:

- Young women are more likely to mention treatment and rehabilitation of drug users (37% vs. 29%), while young men are more likely to mention making drugs legal (24% vs. 11%).
- There is generally little difference between age groups, although 15-18 year-olds are slightly less likely to mention reducing poverty and unemployment (19% vs. 23%-24% for other age groups). 22-24 year-olds are the least likely to mention tough measures against drug users (22% vs. 26%-27%), but the most likely to mention tough measures against dealers and traffickers (60% vs. 55%-57%).
- Respondents living in large towns are less likely than those in small/mid-sized towns or rural villages to mention tough measures against drug dealers and traffickers (53% vs. 57% and 61%, respectively). Those in large towns are, however, the most likely to suggest making drugs legal (22% vs. 15%-17%).




Experience of drug use also influences opinion. Respondents who have never used a new substance that imitates the effects of illicit drugs are the most likely to mention tough measures against drug dealers and traffickers (59% vs. 25%-45% for other groups in this category), information and prevention campaigns (43% vs. 34%-36%), and tough measures against drug users (26% vs. 8%-16%). They are the least likely to mention making drugs legal (15% vs. 35%-67%).

Furthermore, the more recently a respondent has used a new substance, the more likely they are to suggest making drugs legal, and the less likely they are to suggest tough measures against drug dealers and traffickers or against drug users. For example, 67% of those who used a new substance in the last 30 days mention making drugs legal, compared to 38% of those who have used one in the last 12 months and 35% of those who used one more than 12 months ago.

Respondents who have never used cannabis are the most likely to mention tough measures against drug dealers and traffickers (62% vs. 25%-59% for other groups in this category) and tough measures against drug users (30% vs. 8%-20%). They are the least likely to mention making drugs legal (11% vs. 22%-55%).

The more recently a respondent has used cannabis, the more likely they are to suggest making drugs legal, and the less likely they are to suggest tough measures against drug dealers and traffickers or against drug users. For example, 25% of those who have used cannabis in the last 30 days mention tough measures against drug dealers and traffickers, compared to 46% of those who used it in the last 12 months and 59% of those who used it more than 12 months ago.

Q8 What do you think would be the three most effective ways for public authorities to reduce drugs problems?

	Tough measures against drug dealers and traffickers	Information and prevention campaigns	Offering more sport, entertainment and cultural activities for young people	Treatment and rehabilitation of drug users	Tough measures against drug users	Reduction of poverty and unemployment	Making drugs legal	Other (DO NOT READ OUT)	DK/NA
EU28	57%	43%	36%	33%	25%	22%	18%	2%	1%
 Sex									
Male	56%	41%	34%	29%	23%	21%	24%	2%	1%
Female	58%	44%	38%	37%	27%	24%	11%	1%	1%
 Age									
15-18	55%	43%	36%	34%	27%	19%	15%	1%	1%
19-21	57%	43%	34%	35%	26%	24%	19%	1%	1%
22-24	60%	42%	38%	31%	22%	23%	19%	2%	1%
 Subjective urbanisation									
Rural village	61%	43%	35%	32%	29%	21%	15%	1%	1%
Small/ Mid-size town	57%	42%	38%	33%	24%	22%	17%	2%	1%
Large town	53%	42%	34%	35%	23%	23%	22%	2%	1%
Has ever used new substances									
Yes, in the last 30 days	25%	34%	33%	15%	8%	22%	67%	0%	5%
Yes, in the 12 last months	31%	36%	39%	34%	10%	25%	38%	1%	1%
Yes more than 12 months ago	45%	35%	39%	22%	16%	28%	35%	3%	2%
No	59%	43%	36%	34%	26%	22%	15%	2%	1%
Has ever used cannabis									
Yes, in the last 30 days	25%	38%	34%	30%	8%	29%	55%	3%	2%
Yes, in the 12 last months	46%	44%	42%	32%	13%	22%	32%	3%	1%
Yes more than 12 months ago	59%	38%	37%	32%	20%	25%	22%	2%	1%
No	62%	44%	35%	34%	30%	21%	11%	1%	1%

(MAX. 3 ANSWERS)

ANNEXES

TECHNICAL SPECIFICATIONS

FLASH EUROBAROMETER 401

"Young people and drugs"

TECHNICAL SPECIFICATIONS

Between the 3rd and 23rd of June 2014, TNS Political & Social, a consortium created between TNS political & social, TNS UK and TNS opinion, carried out the survey FLASH EUROBAROMETER 401 about "Young people and drugs".

This survey has been requested by the EUROPEAN COMMISSION, Directorate-General for Justice. It is a general public survey co-ordinated by the Directorate-General for Communication (DG COMM "Strategy, Corporate Communication Actions and Eurobarometer" Unit). The FLASH EUROBAROMETER 401 covers the population of the respective nationalities of the European Union Member States, resident in each of the 28 Member States and aged between 15 and 24 years old. The survey covers the national population of citizens (in these countries) as well as the population of citizens of all the European Union Member States that are residents in these countries and have a sufficient command of the national languages to answer the questionnaire. All interviews were carried using the TNS e-Call center (our centralized CATI system). In every country respondents were called both on fixed lines and mobile phones. The basic sample design applied in all states is multi-stage random (probability). In each household, the respondent was drawn at random following the "last birthday rule".

TNS has developed its own RDD sample generation capabilities based on using contact telephone numbers from responders to random probability or random location face to face surveys, such as Eurobarometer, as seed numbers. The approach works because the seed number identifies a working block of telephone numbers and reduces the volume of numbers generated that will be ineffective. The seed numbers are stratified by NUTS2 region and urbanisation to approximate a geographically representative sample. From each seed number the required sample of numbers are generated by randomly replacing the last two digits. The sample is then screened against business databases in order to exclude as many of these numbers as possible before going into field. This approach is consistent across all countries.

Readers are reminded that survey results are estimations, the accuracy of which, everything being equal, rests upon the sample size and upon the observed percentage. With samples of about 1,000 interviews, the real percentages vary within the following confidence limits:

Statistical Margins due to the sampling process (at the 95% level of confidence)											
<i>various sample sizes are in rows</i>						<i>various observed results are in columns</i>					
	5%	10%	15%	20%	25%	30%	35%	40%	45%	50%	
	95%	90%	85%	80%	75%	70%	65%	60%	55%	50%	
N=50	6,0	8,3	9,9	11,1	12,0	12,7	13,2	13,6	13,8	13,9	N=50
N=500	1,9	2,6	3,1	3,5	3,8	4,0	4,2	4,3	4,4	4,4	N=500
N=1000	1,4	1,9	2,2	2,5	2,7	2,8	3,0	3,0	3,1	3,1	N=1000
N=1500	1,1	1,5	1,8	2,0	2,2	2,3	2,4	2,5	2,5	2,5	N=1500
N=2000	1,0	1,3	1,6	1,8	1,9	2,0	2,1	2,1	2,2	2,2	N=2000
N=3000	0,8	1,1	1,3	1,4	1,5	1,6	1,7	1,8	1,8	1,8	N=3000
N=4000	0,7	0,9	1,1	1,2	1,3	1,4	1,5	1,5	1,5	1,5	N=4000
N=5000	0,6	0,8	1,0	1,1	1,2	1,3	1,3	1,4	1,4	1,4	N=5000
N=6000	0,6	0,8	0,9	1,0	1,1	1,2	1,2	1,2	1,3	1,3	N=6000
N=7000	0,5	0,7	0,8	0,9	1,0	1,1	1,1	1,1	1,2	1,2	N=7000
N=7500	0,5	0,7	0,8	0,9	1,0	1,0	1,1	1,1	1,1	1,1	N=7500
N=8000	0,5	0,7	0,8	0,9	0,9	1,0	1,0	1,1	1,1	1,1	N=8000
N=9000	0,5	0,6	0,7	0,8	0,9	0,9	1,0	1,0	1,0	1,0	N=9000
N=10000	0,4	0,6	0,7	0,8	0,8	0,9	0,9	1,0	1,0	1,0	N=10000
N=11000	0,4	0,6	0,7	0,7	0,8	0,9	0,9	0,9	0,9	0,9	N=11000
N=12000	0,4	0,5	0,6	0,7	0,8	0,8	0,9	0,9	0,9	0,9	N=12000
N=13000	0,4	0,5	0,6	0,7	0,7	0,8	0,8	0,8	0,9	0,9	N=13000
N=14000	0,4	0,5	0,6	0,7	0,7	0,8	0,8	0,8	0,8	0,8	N=14000
N=15000	0,3	0,5	0,6	0,6	0,7	0,7	0,8	0,8	0,8	0,8	N=15000
	5%	10%	15%	20%	25%	30%	35%	40%	45%	50%	
	95%	90%	85%	80%	75%	70%	65%	60%	55%	50%	

ABBR.	COUNTRIES	INSTITUTES	N° INTERVIEWS	FIELDWORK DATES		POPULATION 15-24
BE	Belgium	TNS Dimarso	500	03/06/2014	20/06/2014	1.342.717
BG	Bulgaria	TNS BBSS	500	03/06/2014	23/06/2014	793.244
CZ	Czech Rep.	TNS Aisa s.r.o	500	03/06/2014	17/06/2014	1.170.351
DK	Denmark	TNS Gallup A/S	500	03/06/2014	18/06/2014	717.849
DE	Germany	TNS Infratest	500	03/06/2014	17/06/2014	8.957.349
EE	Estonia	TNS Emor	500	03/06/2014	13/06/2014	156.224
IE	Ireland	IMS Millward Brown	500	03/06/2014	23/06/2014	538.064
EL	Greece	TNS ICAP	500	03/06/2014	20/06/2014	1.171.673
ES	Spain	TNS Demoscopia S.A	502	03/06/2014	17/06/2014	4.609.245
FR	France	TNS Sofres	500	04/06/2014	23/06/2014	7.925.371
HR	Croatia	HENDAL	500	03/06/2014	18/06/2014	500.338
IT	Italy	TNS ITALIA	501	04/06/2014	19/06/2014	5.911.297
CY	Rep. of Cyprus	CYMAR	202	03/06/2014	04/06/2014	129.658
LV	Latvia	TNS Latvia	505	03/06/2014	09/06/2014	243.247
LT	Lithuania	TNS LT	500	03/06/2014	10/06/2014	402.583
LU	Luxembourg	TNS Dimarso	200	03/06/2014	20/06/2014	65.324
HU	Hungary	TNS Hoffmann Kft	500	03/06/2014	19/06/2014	1.196.404
MT	Malta	MISCO International Ltd	201	04/06/2014	04/06/2014	55.686
NL	Netherlands	TNS NIPO	500	03/06/2014	16/06/2014	2.049.538
AT	Austria	TNS Austria	501	03/06/2014	13/06/2014	1.019.220
PL	Poland	TNS Polska	510	03/06/2014	20/06/2014	4.915.667
PT	Portugal	TNS EUROTESTE	503	03/06/2014	20/06/2014	1.123.090
RO	Romania	TNS CSOP	501	03/06/2014	17/06/2014	2.365.026
SI	Slovenia	RM PLUS	501	03/06/2014	23/06/2014	215.937
SK	Slovakia	TNS AISA Slovakia	500	03/06/2014	18/06/2014	704.917
FI	Finland	TNS Gallup Oy	500	03/06/2014	16/06/2014	660.471
SE	Sweden	TNS SIFO	500	04/06/2014	20/06/2014	1.231.780
UK	United Kingdom	TNS UK	501	03/06/2014	11/06/2014	8.243.155
TOTAL EU28			13.128	03/06/2014	23/06/2014	58.415.425

QUESTIONNAIRE

ROTATE ITEMS 1 TO 10

Q1	If you wanted information about illicit drugs and drug use in general, who would you turn to? Please choose up to three.
----	---

(READ OUT – MAX. THREE ANSWERS)

A friend	1,
Parents or relatives	2,
Someone at school or at work	3,
A doctor, a nurse or another health professional	4,
A social or youth worker	5,
A specialised drug counsellor or centre	6,
The police	7,
A telephone helpline	8,
The Internet (websites or chats)	9,
Media (newspapers, magazines, TV, radio)	10,
Others (DO NOT READ OUT)	11,
Does not want to have more info (DO NOT READ OUT)	12,
It depends (DO NOT READ OUT)	13,
None of these (DO NOT READ OUT)	14,
DK/NA (DO NOT READ OUT)	15,

NEW

ROTATE ITEMS 1 TO 7

Q2	Have you received information in any of these ways over the past year about the effects and risks of the use of illicit drugs? Please choose up to three.
----	---

(READ OUT – MAX. 3 ANSWERS)

Through a school prevention programme	1,
From friends	2,
From parents or relatives	3,
Through media campaign(s)	4,
From the police	5,
Found the information on the Internet (websites or chats)	6,
From a drug and/or alcohol telephone helpline	7,
I have not been informed at all (DO NOT READ OUT)	8,
Other (DO NOT READ OUT)	9,
DK/NA (DO NOT READ OUT)	10,

NEW

Q3	New substances that imitate the effects of illicit drugs such as cannabis, ecstasy, cocaine, etc. may now sometimes be available. They are sometimes called [INSERT 'local name' such as, 'legal highs', 'research chemicals'] and can come in different form, for example herbal mixtures, powders, crystals or tablets. Have you ever used such substances?
----	---

(READ OUT - ONE ANSWER ONLY)

No, never	1
Yes, in the last 30 days	2
Yes, in the last 12 months	3
Yes, but more than 12 months ago	4
Refusal (DO NOT READ OUT)	5
DK/NA (DO NOT READ OUT)	6

NEW

ASK Q4 AND Q5 ONLY IF THE RESPONDENT USED SUCH SUBSTANCES IN THE LAST 12 MONTHS, CODE 2 AND 3 IN Q3 – OTHERS GO TO Q6

ROTATE ITEMS 1 TO 4

Q4	Thinking about your use of new substances in the last 12 months, how did you get them?
----	--

(READ OUT – MULTIPLE ANSWERS POSSIBLE)

I was given or bought them from a friend	1,
I bought them from a specialised shop	2,
I bought them from the Internet	3,
I bought them from a drug dealer	4,
Other (DO NOT READ OUT)	5,
DK/NA (DO NOT READ OUT)	6,

NEW

ROTATE ITEMS 1 TO 4

Q5	Thinking about your use of new substances in the last 12 months, under what circumstances did you use them?
----	---

(READ OUT – MULTIPLE ANSWERS POSSIBLE)
--

Alone, privately	1,
With friends	2,
During a party or an event (e.g. music festival, clubbing)	3,
During my normal daily activities (e.g. studying, working)	4,
Other (DO NOT READ OUT)	5,
DK/NA (DO NOT READ OUT)	6,

NEW

ASK ALL

ROTATE ITEMS 1 TO 7

Q6	Have you received information in any of these ways over the past year about the effects and risks of the use of new substances that imitate the effects of illicit drugs? Please choose up to three.
----	--

(READ OUT – MAX. 3 ANSWERS)

Through a school prevention programme	1,
From friends	2,
From parents or relatives	3,
Through media campaign(s)	4,
From the police	5,
Found the information on the Internet (websites or chats)	6,
From a drug and/or alcohol telephone helpline	7,
I have not been informed at all (DO NOT READ OUT)	8,
Other (DO NOT READ OUT)	9,
DK/NA (DO NOT READ OUT)	10,

NEW

Q7	To what extent do you think the following may pose a risk to a person's health?
----	---

(READ OUT - ONE ANSWER ONLY)

		High risk	Medium risk	Low risk	No risk	DK/ NA (DO NOT READ OUT)
--	--	-----------	-------------	----------	---------	-----------------------------

1	Using cannabis once or twice	1	2	3	4	5
2	Using cannabis regularly	1	2	3	4	5
3	Using ecstasy once or twice	1	2	3	4	5
4	Using ecstasy regularly	1	2	3	4	5
5	Drinking alcohol once or twice	1	2	3	4	5
6	Drinking alcohol regularly	1	2	3	4	5
7	Using cocaine once or twice	1	2	3	4	5
8	Using cocaine regularly	1	2	3	4	5
9	Use new substances that imitate the effects of illicit drugs once or twice	1	2	3	4	5
10	Use new substances that imitate the effects of illicit drugs regularly	1	2	3	4	5

NEW

ROTATE ITEMS 1 TO 7

Q8	What do you think would be the three most effective ways for public authorities to reduce drugs problems?
----	---

(READ OUT – MAX. 3 ANSWERS)

Information and prevention campaigns	1,
Treatment and rehabilitation of drug users	2,
Tough measures against drug dealers and traffickers	3,
Making drugs legal	4,
Reduction of poverty and unemployment	5,
Tough measures against drug users	6,
Offering more sport, entertainment and cultural activities for young people	7,
Other (DO NOT READ OUT)	8,
DK/NA (DO NOT READ OUT)	9,

NEW

ROTATE STATEMENTS 1 TO 6

- Q9 The sale of drugs such as cannabis, cocaine, ecstasy and heroin is officially banned in all EU Member States. The sale of legal substances such as alcohol and tobacco is not prohibited but is regulated in all EU countries, which means for example that there is a minimum age limit for buying, limits in the concentration of active components or licensed sales through specialised shops and pharmacies. Do you think the following substances should continue to be banned or should be banned, or should they be regulated?

(READ OUT – ONE ANSWER ONLY)

		Should continue to be banned or should be banned	Should be regulated	Should be available without restrictions (DO NOT READ OUT)	Other (DO NOT READ OUT)	DK/ NA (DO NOT READ OUT)
--	--	--	---------------------	--	-------------------------	--------------------------

1	Cannabis	1	2	3	4	5
2	Tobacco	1	2	3	4	5
3	Ecstasy	1	2	3	4	5
4	Heroin	1	2	3	4	5
5	Alcohol	1	2	3	4	5
6	Cocaine	1	2	3	4	5

NEW

- Q10 What would be an appropriate way to handle new substances that imitate the effects of illicit drugs and that are sold as legal substances?

(READ OUT – ONE ANSWER ONLY)

Introduce regulation	1
Ban them only if they pose a risk to health	2
Ban them under any circumstance	3
Do nothing	4
Other (DO NOT READ OUT)	5
DK/NA (DO NOT READ OUT)	6

NEW

ROTATE STATEMENTS 1 TO 7

Q11	How difficult or easy do you think it would be for you personally to obtain the following substances within 24 hours?
-----	---

(READ OUT – ONE ANSWER ONLY)

		Impos- sible	Very diffic- ult	Fairl- y diffi- cult	Fairl- y easy	Very easy	DK/ NA (DO NOT REA D OUT)
--	--	-----------------	------------------------	----------------------------	------------------	--------------	---

1	Cannabis	1	2	3	4	5	6
2	Alcohol	1	2	3	4	5	6
3	Cocaine	1	2	3	4	5	6
4	Ecstasy	1	2	3	4	5	6
5	Tobacco	1	2	3	4	5	6
6	Heroin	1	2	3	4	5	6
7	New substances that imitate the effects of illicit drugs	1	2	3	4	5	6

NEW

Q12	Have you used cannabis yourself?
-----	----------------------------------

(READ OUT – ONE ANSWER ONLY)

No, never	1
Yes, in the last 30 days	2
Yes, in the last 12 months	3
Yes, but more than 12 months ago	4
Refusal (DO NOT READ OUT)	5
DK/NA (DO NOT READ OUT)	6

NEW

D4A What is the level of full time education that you completed?

(READ OUT – ONE ANSWER ONLY)

Primary education	1
Secondary education	2
Higher education	3
Never been in full time education (DO NOT READ OUT)	4
DK/NA (DO NOT READ OUT)	5

NEW

ASK Q4B IF ANSWERS 1 TO 3 IN D4A

D4B Are you currently a full time student?

(DO NOT READ OUT - ONE ANSWER ONLY)

Yes	1
No	2
DK/NA (DO NOT READ OUT)	3

NEW

ASK D5A1 TO D5E1 IF YES, CODE 1 IN D4B

D5a1 What is the current occupation of the person who contributes most to the household income? Would you say he/she is self-employed, an employee, a manual worker or would you say that he/she is without a professional activity? (M)

(ONE ANSWER ONLY)

Self-employed	1
Employee	2
Manual worker	3
Without a professional activity	4
Refusal (DO NOT READ OUT)	5

FL908 D5a

ASK D5b1 IF SELF-EMPLOYED, CODE 1 IN D5a1 (M)

D5b1 Would you say he/she is...? (M)

(READ OUT – ONE ANSWER ONLY)

Farmer, forester, fisherman	1
Owner of shop, craftsman	2
Professional (lawyer, medical practitioner, accountant, architect,...)	3
Manager of a company	4
Other\ Refusal (DO NOT READ OUT)	5

FL908 D5b

ASK D5c1 IF EMPLOYEE, CODE 2 IN D5a1 (M)
--

D5c1	Would you say he/she is...? (M)
------	---------------------------------

(READ OUT – ONE ANSWER ONLY)

Professional (employed doctor, lawyer, accountant, architect, ...)	1
General management, director or top management	2
Middle management	3
Civil servant	4
Office clerk	5
Other employee (salesman, nurse, ...)	6
Other\ Refusal (DO NOT READ OUT)	7

FL908 D5c

ASK D5d1 IF MANUAL WORKER, CODE 3 IN D5a1 (M)

D5d1	Would you say he/she is...?
------	-----------------------------

(READ OUT – ONE ANSWER ONLY)

Supervisor\ foreman (team manager, ...)	1
Manual worker	2
Unskilled manual worker	3
Other\ Refusal (DO NOT READ OUT)	4

FL908 D5d

ASK D5e1 IF WITHOUT A PROFESSIONAL ACTIVITY, CODE 4 IN D5a1 (M)

D5e1	Would you say he/she is...? (M)
------	---------------------------------

(READ OUT – ONE ANSWER ONLY)

Looking after the home	1
Student (full time)	2
Retired	3
Seeking a job	4
Other\ Refusal (DO NOT READ OUT)	5

FL908 D5e

ASK D5A TO D5E IF NO, CODE 2 IN D4B

D5a	As far as your current occupation is concerned, would you say you are self-employed, an employee, a manual worker or would you say that you are without a professional activity?
-----	--

(ONE ANSWER ONLY)

Self-employed	1
Employee	2
Manual worker	3
Without a professional activity	4
Refusal (DO NOT READ OUT)	5

FL908 D5a

ASK D5b IF SELF-EMPLOYED, CODE 1 IN D5a

D5b	Would you say you are...?
-----	---------------------------

(READ OUT – ONE ANSWER ONLY)

Farmer, forester, fisherman	1
Owner of shop, craftsman	2
Professional (lawyer, medical practitioner, accountant, architect,...)	3
Manager of a company	4
Other\ Refusal (DO NOT READ OUT)	5

FL908 D5b

ASK D5c IF EMPLOYEE, CODE 2 IN D5a

D5c	Would you say you are...?
-----	---------------------------

(READ OUT – ONE ANSWER ONLY)

Professional (employed doctor, lawyer, accountant, architect, ...)	1
General management, director or top management	2
Middle management	3
Civil servant	4
Office clerk	5
Other employee (salesman, nurse, ...)	6
Other\ Refusal (DO NOT READ OUT)	7

FL908 D5c

ASK D5d IF MANUAL WORKER, CODE 3 IN D5a

D5d	Would you say you are...?
-----	---------------------------

(READ OUT – ONE ANSWER ONLY)

Supervisor\ foreman (team manager, ...)	1
Manual worker	2
Unskilled manual worker	3
Other\ Refusal (DO NOT READ OUT)	4

FL908 D5d

ASK D5e IF WITHOUT A PROFESSIONAL ACTIVITY, CODE 4 IN D5a

D5e	Would you say you are...?
-----	---------------------------

(READ OUT – ONE ANSWER ONLY)

Looking after the home	1
	2
Retired	3
Seeking a job	4
Other\ Refusal (DO NOT READ OUT)	5






























FL908 D5e

TABLES

Q1 Si vous souhaitiez des informations sur les drogues illicites et l'usage de la drogue en général, à qui vous adresseriez-vous ? Veuillez choisir jusqu'à trois réponses. (MAX. 3 REPONSES)

Q1 If you wanted information about illicit drugs and drug use in general, who would you turn to? Please choose up to three. (MAX. 3 ANSWERS)






























Q1 Wenn Sie Informationen über illegale Drogen und Drogenkonsum allgemein haben möchten, an wen würden Sie sich wenden? Bitte wählen Sie bis zu drei Antworten aus. (MAX. 3 NENNUNGEN)

		Un ami		Vos parents ou des membres de votre famille		Quelqu'un à l'école ou au travail		Un médecin, une infirmière ou d'autres professionnels de santé		Un travailleur social ou un éducateur	
		A friend		Parents or relatives		Someone at school or at work		A doctor, a nurse or another health professional		A social or youth worker	
%		Einen Freund / eine Freundin		Eltern / Verwandte		Jemand in der Schule oder an der Arbeitsstelle		Einen Arzt, eine Krankenschwester oder andere Fachleute im Gesundheitsbereich		Einen Sozialarbeiter oder Jugendsozialarbeiter	
		Flash EB 401	Diff. Flash EB 330	Flash EB 401	Diff. Flash EB 330	Flash EB 401	Diff. Flash EB 330	Flash EB 401	Diff. Flash EB 330	Flash EB 401	Diff. Flash EB 330
	EU 28	36	-1	25	-3	9	-5	31	3	7	-2
	BE	44	8	35	11	16	3	34	13	13	6
	BG	25	-12	27	-11	5	-3	20	-9	6	-4
	CZ	41	3	11	-3	13	-5	20	7	8	1
	DK	30	-7	18	-5	8	1	24	-3	2	-5
	DE	38	-6	19	-5	7	-4	28	-3	9	-3
	EE	31	-15	10	-7	7	-8	18	-5	5	-9
	IE	48	-8	29	-13	10	-4	32	-10	7	0
	EL	19	-4	27	-8	3	-4	25	-4	13	-6
	ES	38	3	27	-3	6	-9	31	8	9	-5
	FR	38	-4	33	10	8	-5	50	17	5	0
	HR	31	NA	27	NA	5	NA	26	NA	8	NA
	IT	30	2	22	-3	11	0	33	12	5	0
	CY	25	-2	31	-6	4	-5	25	-2	8	-11
	LV	29	-3	14	-9	6	-2	21	-5	4	-5
	LT	22	3	16	-3	4	-3	20	3	9	-1
	LU	29	-19	32	-3	18	-2	34	-1	11	-4
	HU	29	-7	19	-3	17	-9	36	8	5	2
	MT	28	2	25	3	9	2	25	7	11	-3
	NL	45	7	37	2	12	-3	21	7	7	2
	AT	42	7	18	-2	6	-5	31	7	15	0
	PL	37	-1	16	-4	10	-6	17	3	6	-2
	PT	28	-13	30	-3	9	-9	39	8	6	-1
	RO	24	8	21	0	7	-2	37	9	11	3
	SI	47	-2	18	-17	6	-4	15	-10	7	-8
	SK	35	4	19	3	8	0	21	9	9	4
	FI	29	-3	17	5	10	-4	35	-3	14	1
	SE	27	-1	19	-3	10	-2	20	-9	5	1
	UK	38	-7	36	-13	11	-9	32	-13	4	-4

Q1 Si vous souhaitiez des informations sur les drogues illicites et l'usage de la drogue en général, à qui vous adresseriez-vous ? Veuillez choisir jusqu'à trois réponses. (MAX. 3 REPONSES)

Q1 If you wanted information about illicit drugs and drug use in general, who would you turn to? Please choose up to three. (MAX. 3 ANSWERS)






























Q1 Wenn Sie Informationen über illegale Drogen und Drogenkonsum allgemein haben möchten, an wen würden Sie sich wenden? Bitte wählen Sie bis zu drei Antworten aus. (MAX. 3 NENNUNGEN)

		Un conseiller ou centre spécialisé sur la drogue		La police		Un service d'assistance téléphonique		Internet (sites web ou chats)		Les média (journaux, magazines, TV, radio)	
		A specialised drug counsellor or centre		The police		A telephone helpline		The Internet (websites or chats)		Media (newspapers, magazines, TV, radio)	
%		Einen spezialisierten Drogenberater / ein Drogenzentrum		Die Polizei		Eine telefonische Beratungsstelle		Das Internet (Webseiten oder Chats)		Medien (Zeitungen, Zeitschriften, Fernsehen, Radio)	
		Flash EB 401	Diff. Flash EB 330	Flash EB 401	Diff. Flash EB 330	Flash EB 401	Diff. Flash EB 330	Flash EB 401	Diff. Flash EB 330	Flash EB 401	Diff. Flash EB 330
	EU 28	21	1	13	4	4	-2	59	-5	10	-5
	BE	30	17	11	7	8	1	51	-12	11	1
	BG	18	-6	32	10	4	-3	41	-19	6	-7
	CZ	30	8	10	6	3	0	77	-3	14	-8
	DK	18	5	12	2	2	-1	69	0	8	-2
	DE	24	-5	14	1	6	-2	57	-9	10	-10
	EE	13	-1	18	10	5	-3	73	-4	18	-3
	IE	10	-1	5	-3	2	-3	67	11	13	2
	EL	33	-5	18	6	8	-4	35	-10	5	-4
	ES	34	1	13	7	3	-1	55	-9	7	-7
	FR	21	6	11	6	3	-1	52	-9	11	0
	HR	22	NA	16	NA	3	NA	66	NA	12	NA
	IT	13	1	9	6	0	-1	66	5	9	-13
	CY	31	3	29	-9	11	-3	40	-2	9	-6
	LV	20	7	13	6	2	-3	68	2	15	-2
	LT	24	2	20	4	5	-1	61	-4	7	0
	LU	24	-4	28	12	5	-2	49	-10	14	-6
	HU	16	3	27	11	3	1	65	-10	21	-1
	MT	20	-14	18	5	6	-9	57	8	8	-4
	NL	26	17	4	1	3	-1	80	5	14	0
	AT	29	5	13	3	5	-8	65	3	12	-4
	PL	25	9	21	9	4	-2	57	-16	12	-7
	PT	24	2	15	10	9	-2	48	-25	9	-2
	RO	29	8	26	12	2	-2	46	-14	13	-5
	SI	11	-14	9	-3	2	-6	62	-8	10	-9
	SK	20	8	14	7	3	2	75	-3	12	-3
	FI	15	1	11	-8	6	-1	70	-6	9	-3
	SE	10	1	18	5	3	1	73	9	7	2
	UK	9	-7	7	-2	6	-1	63	8	8	-1

Q1 Si vous souhaitiez des informations sur les drogues illicites et l'usage de la drogue en général, à qui vous adresseriez-vous ? Veuillez choisir jusqu'à trois réponses. (MAX. 3 REPONSES)

Q1 If you wanted information about illicit drugs and drug use in general, who would you turn to? Please choose up to three. (MAX. 3 ANSWERS)






























Q1 Wenn Sie Informationen über illegale Drogen und Drogenkonsum allgemein haben möchten, an wen würden Sie sich wenden? Bitte wählen Sie bis zu drei Antworten aus. (MAX. 3 NENNUNGEN)

		Autres (NE PAS LIRE)		Ne veut pas avoir plus d'informations (NE PAS LIRE)		Cela dépend (NE PAS LIRE)		Aucune de ceux-ci (NE PAS LIRE)		NSP/SR	
		Others (DO NOT READ OUT)		Does not want to have more info (DO NOT READ OUT)		It depends (DO NOT READ OUT)		None of these (DO NOT READ OUT)		DK/NA	
		Andere (NICHT VORLESEN)		Möchte keine weiteren Informationen (NICHT VORLESEN)		Es kommt darauf an (NICHT VORLESEN)		Keine davon (NICHT VORLESEN)		WN/KA	
		Flash EB 401	Diff. Flash EB 330	Flash EB 401	Diff. Flash EB 330	Flash EB 401	Diff. Flash EB 330	Flash EB 401	Diff. Flash EB 330	Flash EB 401	Diff. Flash EB 330
	EU 28	1	0	1	-1	0	0	0	0	1	0
	BE	1	0	1	-4	0	0	0	0	0	0
	BG	0	0	1	0	0	0	1	1	1	0
	CZ	0	-1	1	-1	0	0	0	-1	0	0
	DK	1	0	1	0	0	0	0	0	2	0
	DE	0	0	1	0	0	0	0	-1	2	2
	EE	0	0	2	1	0	0	0	0	1	0
	IE	1	0	0	0	0	0	0	0	0	-2
	EL	0	-1	2	1	0	0	1	0	1	1
	ES	1	-1	1	-2	0	0	1	1	0	0
	FR	1	-1	1	-2	0	0	0	0	0	0
	HR	0	NA	0	NA	0	NA	1	NA	0	NA
	IT	1	1	1	-1	1	1	0	-1	1	1
	CY	0	0	5	5	0	0	1	0	0	-1
	LV	0	-1	4	1	0	0	1	1	0	0
	LT	1	1	1	1	0	0	1	1	0	-1
	LU	1	-1	1	0	0	-1	1	0	1	0
	HU	0	0	2	1	0	0	1	1	0	-1
	MT	1	-2	0	0	0	-1	0	0	0	-3
	NL	0	-1	1	-1	0	0	0	-1	0	-1
	AT	0	-2	1	-1	0	-1	0	-1	0	-1
	PL	1	1	1	0	0	0	1	0	1	0
	PT	1	1	0	-1	0	0	0	0	1	1
	RO	0	-1	4	-3	0	0	1	0	1	1
	SI	0	0	0	0	0	0	1	1	0	0
	SK	0	-1	1	-1	1	1	0	-1	1	1
	FI	1	-1	1	1	0	0	0	0	0	0
	SE	0	0	0	-2	0	0	0	0	0	-2
	UK	1	-3	0	0	0	0	0	0	0	-2

Q2 Au cours de l'année passée, avez-vous été informé(e) d'une des façons suivantes sur les effets et les risques de l'usage de drogues illicites ? Veuillez choisir jusqu'à trois réponses. (MAX. 3 REPONSES)

Q2 Have you received information in any of these ways over the past year about the effects and risks of the use of illicit drugs? Please choose up to three. (MAX. 3 ANSWERS)






























Q2 Haben Sie im letzten Jahr auf eine oder mehrere der folgenden Arten Informationen zu den Auswirkungen und Risiken des Konsums illegaler Drogen erhalten? Bitte wählen Sie bis zu drei Antworten aus. (MAX. 3 NENNUNGEN)

		Par un programme de prévention à l'école		Par des amis		Par vos parents ou des membres de votre famille		Par le biais d'une ou plusieurs campagnes dans les médias		Par la police	
		Through a school prevention programme		From friends		From parents or relatives		Through media campaign(s)		From the police	
		Durch ein Präventionsprogramm der Schule		Durch Freunde		Durch Eltern / Verwandte		Durch (eine) Medienkampagne(n)		Durch die Polizei	
		Flash EB 401	Diff. Flash EB 330	Flash EB 401	Diff. Flash EB 330	Flash EB 401	Diff. Flash EB 330	Flash EB 401	Diff. Flash EB 330	Flash EB 401	Diff. Flash EB 330
	EU 28	32	-9	21	-5	14	-3	33	-12	9	1
	BE	42	2	26	9	20	8	42	12	10	5
	BG	21	-14	23	-9	11	-13	29	-25	5	0
	CZ	38	-13	23	-4	11	-4	38	-7	7	3
	DK	21	-14	19	-3	17	5	30	-13	3	-3
	DE	26	-16	20	-7	7	-9	28	-17	7	-8
	EE	23	-19	20	-20	6	-7	39	-13	9	0
	IE	40	1	32	-4	21	-7	39	-13	9	-3
	EL	28	-2	20	-5	20	-4	20	-22	6	3
	ES	29	-9	26	6	14	2	45	1	12	10
	FR	41	-2	18	-4	20	9	39	-9	10	4
	HR	22	NA	17	NA	12	NA	35	NA	8	NA
	IT	29	-7	20	-12	15	-8	26	-14	5	3
	CY	25	-12	15	-7	14	-15	20	-15	11	-19
	LV	23	-10	24	-1	13	1	57	9	6	1
	LT	26	-12	19	-5	10	-2	26	0	8	5
	LU	52	-5	25	-16	19	-5	40	-3	19	-2
	HU	54	-11	11	-18	13	-9	21	-18	13	-2
	MT	26	-9	20	0	17	6	38	-16	6	0
	NL	16	-20	21	-2	9	-9	27	-16	3	-1
	AT	29	-9	27	-1	11	-5	34	-14	7	1
	PL	34	-8	23	1	14	-1	40	-13	10	-2
	PT	39	-3	16	-23	15	-13	41	-13	7	2
	RO	42	-1	23	4	22	7	33	-12	20	11
	SI	47	4	32	-7	22	7	29	-21	12	-3
	SK	32	-13	20	-5	10	0	30	-12	10	1
	FI	26	-8	18	-4	10	3	36	-11	6	-3
	SE	27	-11	22	5	15	4	32	3	8	-2
	UK	28	-10	20	-14	15	-9	31	-18	9	-2

Q2 Au cours de l'année passée, avez-vous été informé(e) d'une des façons suivantes sur les effets et les risques de l'usage de drogues illicites ? Veuillez choisir jusqu'à trois réponses. (MAX. 3 REPONSES)

Q2 Have you received information in any of these ways over the past year about the effects and risks of the use of illicit drugs? Please choose up to three. (MAX. 3 ANSWERS)






























Q2 Haben Sie im letzten Jahr auf eine oder mehrere der folgenden Arten Informationen zu den Auswirkungen und Risiken des Konsums illegaler Drogen erhalten? Bitte wählen Sie bis zu drei Antworten aus. (MAX. 3 NENNUNGEN)

		Vous avez trouvé des informations sur Internet (sites web ou chats)		Par un service d'assistance téléphonique dédié à la drogue ou à l'alcool		Vous n'avez pas du tout été informé(e) (NE PAS LIRE)		Autre (NE PAS LIRE)		NSP/SR	
		Found the information on the Internet (websites or chats)		From a drug and/or alcohol telephone helpline		I have not been informed at all (DO NOT READ OUT)		Other (DO NOT READ OUT)		DK/NA	
		Informationen im Internet gefunden (Webseiten oder Chats)		Durch eine telefonische Drogen- bzw. Alkoholberatungsstelle		Ich bin überhaupt nicht informiert worden (NICHT VORLESEN)		Andere (NICHT VORLESEN)		WN/KA	
		Flash EB 401	Diff. Flash EB 330	Flash EB 401	Diff. Flash EB 330	Flash EB 401	Diff. Flash EB 330	Flash EB 401	Diff. Flash EB 330	Flash EB 401	Diff. Flash EB 330
	%										
	EU 28	37	-2	1	-1	16	6	3	-1	1	0
	BE	35	9	0	-2	12	-12	2	0	0	0
	BG	34	-33	0	-2	23	20	2	1	3	2
	CZ	55	1	1	-1	7	-1	2	1	0	0
	DK	24	-4	1	0	30	16	1	-4	1	-1
	DE	32	-8	1	-2	26	17	3	-1	3	3
	EE	52	-12	1	-3	17	12	2	0	0	0
	IE	41	0	1	-2	7	1	3	0	1	0
	EL	40	-8	3	-1	15	8	2	-1	0	0
	ES	45	19	1	0	11	-10	5	4	0	0
	FR	23	0	1	0	10	0	3	-3	1	1
	HR	45	NA	2	NA	19	NA	1	NA	1	NA
	IT	45	-1	0	-2	14	7	3	1	0	-1
	CY	32	-6	1	-3	33	20	4	3	0	0
	LV	57	2	1	0	7	1	1	0	0	-1
	LT	50	-9	0	-1	18	13	3	1	2	1
	LU	41	-1	1	-1	5	-2	1	-2	0	0
	HU	34	-12	0	-1	15	11	3	3	0	-1
	MT	37	-1	5	-2	12	3	1	-2	7	7
	NL	29	1	1	0	32	17	4	0	1	0
	AT	48	4	2	-3	19	11	2	-4	1	0
	PL	47	-6	0	-2	11	6	1	1	1	0
	PT	37	-20	0	-4	15	10	3	1	1	0
	RO	46	2	1	0	12	6	1	0	1	1
	SI	41	-22	2	1	5	2	0	-2	1	1
	SK	45	1	1	0	16	8	1	0	2	2
	FI	40	-12	1	1	14	6	2	0	2	2
	SE	41	6	0	-1	16	-1	4	1	1	0
	UK	31	-6	1	-1	20	5	2	-6	3	2

Q3 On peut désormais parfois se procurer de nouvelles substances qui imitent les effets des drogues illicites telles que le cannabis, l'ecstasy, la cocaïne, etc. Elles sont parfois appelées [INSERER 'nom local' tel que 'des nouvelles substances psychoactives'] et existent sous différentes formes telles que des mélanges d'herbes, des poudres, des cristaux ou des comprimés. Avez-vous déjà consommé de telles substances ?

Q3 New substances that imitate the effects of illicit drugs such as cannabis, ecstasy, cocaine, etc. may now sometimes be available. They are sometimes called [INSERT 'local name' such as, 'legal highs', 'research chemicals'] and can come in different form, for example herbal mixtures, powders, crystals or tablets. Have you ever used such substances?





























Q3 Heutzutage können hin und wieder neue Substanzen erhältlich sein, die die Wirkung illegaler Drogen, wie z. B. Cannabis, Ecstasy, Kokain etc., imitieren. Diese werden manchmal auch "legal highs" oder "neue psychoaktive Substanzen (NPS)" genannt und können in unterschiedlicher Form erhältlich sein, z. B. als Kräutermischung, Pulver, Kristalle oder Tabletten. Haben Sie jemals solche Substanzen konsumiert?

		Non, jamais	Oui, au cours des 30 derniers jours	Oui, au cours des 12 derniers mois	Oui, mais il y a plus de 12 mois	Refus (NE PAS LIRE)	NSP/SR
		No, never	Yes, in the last 30 days	Yes, in the last 12 months	Yes, but more than 12 months ago	Refusal (DO NOT READ OUT)	DK/NA
		Nein, niemals	Ja, in den letzten 30 Tagen	Ja, in den letzten 12 Monaten	Ja, aber vor mehr als 12 Monaten	Verweigert (NICHT VORLESEN)	WN/KA
%		Flash EB 401	Flash EB 401	Flash EB 401	Flash EB 401	Flash EB 401	Flash EB 401
	EU 28	92	1	3	4	0	0
	BE	92	1	2	5	0	0
	BG	93	1	1	4	0	1
	CZ	96	0	2	2	0	0
	DK	96	1	2	1	0	0
	DE	96	0	1	3	0	0
	EE	93	1	2	3	0	1
	IE	78	4	5	13	0	0
	EL	95	1	2	2	0	0
	ES	87	3	5	5	0	0
	FR	88	3	5	4	0	0
	HR	93	2	2	3	0	0
	IT	94	2	1	3	0	0
	CY	100	0	0	0	0	0
	LV	91	1	2	6	0	0
	LT	94	1	1	3	0	1
	LU	93	2	2	3	0	0
	HU	95	0	1	3	0	1
	MT	98	0	0	2	0	0
	NL	94	1	2	3	0	0
	AT	93	0	2	5	0	0
	PL	91	1	2	6	0	0
	PT	93	1	3	3	0	0
	RO	95	0	1	4	0	0
	SI	87	3	4	6	0	0
	SK	90	1	3	6	0	0
	FI	98	0	1	1	0	0
	SE	93	1	3	3	0	0
	UK	90	2	4	4	0	0

Q4 Si vous réfléchissez à votre consommation de nouvelles substances au cours des 12 derniers mois, comment vous les êtes-vous procurées ? (PLUSIEURS REPONSES POSSIBLES)

Q4 Thinking about your use of new substances in the last 12 months, how did you get them?
(MULTIPLE ANSWERS POSSIBLE)





























Q4 Denken Sie jetzt bitte an Ihren Konsum neuer Substanzen in den letzten 12 Monaten: Wie haben Sie diese erhalten?
(MEHRFACHNENNUNGEN MÖGLICH)

		Elles m'ont été données ou vendues par un ami	Je les ai achetées dans un magasin spécialisé	Je les ai achetées sur Internet	Je les ai achetées auprès d'un dealer	Autre (NE PAS LIRE)	NSP/SR
		I was given or bought them from a friend	I bought them from a specialised shop	I bought them from the Internet	I bought them from a drug dealer	Other (DO NOT READ OUT)	DK/NA
		Sie wurden mir von einem Freund gegeben oder ich habe sie von einem Freund gekauft	Ich habe sie in einem Spezialgeschäft gekauft	Ich habe sie im Internet gekauft	Ich habe sie von einem Drogendealer gekauft	Sonstiges (NICHT VORLESEN)	WN/KA
%		Flash EB 401	Flash EB 401	Flash EB 401	Flash EB 401	Flash EB 401	Flash EB 401
	EU 28	68	10	3	27	6	1
	BE	87	30	3	35	0	0
	BG	66	13	0	11	10	0
	CZ	75	0	0	0	44	0
	DK	90	0	0	5	0	5
	DE	81	9	0	72	0	0
	EE	68	0	0	26	6	0
	IE	61	16	5	24	2	0
	EL	79	0	6	15	0	0
	ES	75	6	0	18	9	0
	FR	71	0	3	29	7	2
	HR	80	7	0	8	6	2
	IT	64	0	0	40	0	7
	LV	66	31	0	12	0	0
	LT	55	11	0	26	9	8
	LU	52	27	0	20	11	0
	HU	74	26	26	0	0	0
	MT	0	0	0	100	0	0
	NL	39	32	0	9	22	7
	AT	83	17	0	5	0	0
	PL	77	17	6	0	5	0
	PT	74	15	0	11	0	0
	RO	45	55	0	21	0	0
	SI	67	1	0	29	5	0
	SK	73	9	0	9	9	0
	FI	43	0	0	0	26	31
	SE	40	15	12	19	14	0
	UK	58	18	6	39	2	0

Q5 Si vous réfléchissez à votre consommation de nouvelles substances au cours des 12 derniers mois, dans quelle circonstance les avez-vous consommées ? (PLUSIEURS REPONSES POSSIBLES)

Q5 Thinking about your use of new substances in the last 12 months, under what circumstances did you use them? (MULTIPLE ANSWERS POSSIBLE)

Q5 Denken Sie jetzt bitte an Ihren Konsum neuer Substanzen in den letzten 12 Monaten: In welcher Situation haben Sie diese konsumiert? (MEHRFACHNENNUNGEN MÖGLICH)

		Seul(e), en privé	Avec des amis	A l'occasion d'une fête ou d'un événement (par exemple, lors d'un festival de musique ou en boîte de nuit)	Pendant mes activités quotidiennes normales (par exemple, études, travail)	Autre (NE PAS LIRE)	NSP/SR
		Alone, privately	With friends	During a party or an event (e.g. music festival, clubbing)	During my normal daily activities (e.g. studying, working)	Other (DO NOT READ OUT)	DK/NA
		Allein, privat	Mit Freunden	Während einer Party oder Veranstaltung (z. B. auf einem Musikfestival, in einem Club)	Während meiner normalen täglichen Aktivitäten (z. B. beim Lernen, Arbeiten)	Andere (NICHT VORLESEN)	WN/KA
%		Flash EB 401	Flash EB 401	Flash EB 401	Flash EB 401	Flash EB 401	Flash EB 401
	EU 28	15	60	65	9	2	0
	BE	9	100	76	5	0	0
	BG	0	37	78	0	0	0
	CZ	0	46	59	0	0	0
	DK	0	66	42	0	0	5
	DE	0	71	25	9	0	0
	EE	16	44	37	8	6	0
	IE	7	52	62	6	0	0
	FI	21	66	39	16	0	0
	ES	25	48	58	10	3	0
	FR	12	45	81	10	0	0
	HR	9	67	37	5	0	0
	IT	34	95	51	10	0	0
	LV	6	73	61	3	0	0
	LT	16	63	55	16	0	0
	LU	26	63	35	0	21	0
	HU	0	100	43	0	0	0
	MT	0	0	100	0	0	0
	NL	12	45	58	5	22	0
	AT	13	59	59	0	0	0
	PL	29	61	63	16	5	0
	PT	0	67	55	0	0	0
	RO	0	100	82	0	0	0
	SI	23	55	45	8	0	0
	SK	14	67	36	8	0	0
	FI	57	54	20	0	0	0
	SE	19	64	39	16	7	0
	UK	10	70	74	6	0	0






























Q6 Au cours de l'année passée, avez-vous été informé(e) d'une des façons suivantes sur les effets et les risques de l'usage de nouvelles substances qui imitent les effets des drogues illicites ? Veuillez choisir jusqu'à trois réponses. (MAX. 3 REPONSES)

Q6 Have you received information in any of these ways over the past year about the effects and risks of the use of new substances that imitate the effects of illicit drugs? Please choose up to three.

(MAX. 3 ANSWERS)

Q6 Haben Sie im letzten Jahr auf einem oder mehreren der folgenden Wege Informationen zu den Auswirkungen und Risiken des Konsums neuer Substanzen erhalten, die die Wirkung illegaler Drogen imitieren? Bitte wählen Sie bis zu drei Antworten aus.






























(MAX. 3 NENNUNGEN)

	%	Par un programme de prévention à l'école Through a school prevention programme Durch ein Präventionsprogramm der Schule	Par des amis From friends Durch Freunde	Par vos parents ou des membres de votre famille From parents or relatives Durch Eltern, Verwandte	Par le biais d'une ou plusieurs campagnes dans les médias Through media campaign(s) Durch (eine) Medienkampagne(n)	Par la police From the police Durch die Polizei
		Flash EB 401	Flash EB 401	Flash EB 401	Flash EB 401	Flash EB 401
 EU 28		22	18	9	29	6
 BE		29	21	16	34	7
 BG		12	14	4	18	3
 CZ		20	17	4	22	2
 DK		8	10	3	14	0
 DE		16	17	3	25	4
 EE		11	13	3	21	5
 IE		30	29	15	38	9
 EL		20	18	15	15	3
 ES		19	19	10	21	4
 FR		29	15	11	29	7
 HR		20	19	9	25	5
 IT		20	20	8	22	2
 CY		18	14	13	14	9
 LV		19	28	9	57	5
 LT		13	15	2	21	4
 LU		36	20	8	42	15
 HU		36	11	9	24	10
 MT		19	17	17	29	5
 NL		7	13	4	22	1
 AT		18	21	8	32	6
 PL		28	27	10	45	7
 PT		29	19	12	37	7
 RO		41	26	20	37	15
 SI		23	26	9	22	6
 SK		23	21	6	24	7
 FI		14	9	4	22	5
 SE		19	17	7	30	8
 UK		21	17	11	40	6

Q6 Au cours de l'année passée, avez-vous été informé(e) d'une des façons suivantes sur les effets et les risques de l'usage de nouvelles substances qui imitent les effets des drogues illicites ? Veuillez choisir jusqu'à trois réponses. (MAX. 3 REPONSES)

Q6 Have you received information in any of these ways over the past year about the effects and risks of the use of new substances that imitate the effects of illicit drugs? Please choose up to three. (MAX. 3 ANSWERS)






























Q6 Haben Sie im letzten Jahr auf einem oder mehreren der folgenden Wege Informationen zu den Auswirkungen und Risiken des Konsums neuer Substanzen erhalten, die die Wirkung illegaler Drogen imitieren? Bitte wählen Sie bis zu drei Antworten aus. (MAX. 3 NENNUNGEN)

		%	Vous avez trouvé des informations sur Internet (sites web ou chats)	Par un service d'assistance téléphonique dédié à la drogue ou à l'alcool	Vous n'avez pas du tout été informé(e) (NE PAS LIRE)	Autre (NE PAS LIRE)	NSP/SR
			Found the information on the Internet (websites or chats)	From a drug and/or alcohol telephone helpline	I have not been informed at all (DO NOT READ OUT)	Other (DO NOT READ OUT)	DK/NA
			Informationen im Internet gefunden (Webseiten oder Chats)	Durch eine telefonische Drogen- bzw. Alkoholberatungsstelle	Ich bin überhaupt nicht informiert worden (NICHT VORLESEN)	Andere (NICHT VORLESEN)	WN/KA
			Flash EB 401	Flash EB 401	Flash EB 401	Flash EB 401	Flash EB 401
	EU 28		30	1	29	2	2
	BE		36	2	19	2	3
	BG		27	1	41	3	4
	CZ		33	1	41	1	0
	DK		11	0	65	2	1
	DE		22	1	37	3	3
	EE		28	0	46	1	0
	IE		38	0	13	2	2
	EL		41	1	22	1	1
	ES		31	0	40	3	0
	FR		20	1	29	3	1
	HR		38	0	27	1	2
	IT		34	0	30	2	1
	CY		29	0	44	2	1
	LV		52	1	8	2	0
	LT		36	0	40	1	2
	LU		35	1	13	4	1
	HU		32	0	24	1	2
	MT		32	3	22	1	11
	NL		21	0	50	6	3
	AT		36	1	29	2	1
	PL		47	1	11	1	1
	PT		31	0	21	2	1
	RO		48	1	8	1	0
	SI		35	2	25	2	1
	SK		42	1	25	1	3
	FI		32	0	39	1	2
	SE		34	0	27	3	2
	UK		28	1	22	2	4

Q7.1 Selon vous, dans quelle mesure cela peut-il présenter un risque pour la santé d'une personne ?
Consommer du cannabis une ou deux fois

Q7.1 To what extent do you think the following may pose a risk to a person's health?
Using cannabis once or twice






























Q7.1 Was glauben Sie, in welchem Ausmaß kann Folgendes ein Risiko für die Gesundheit einer Person darstellen?
Ein- oder zweimaliger Konsum von Cannabis

		Risque élevé		Risque moyen		Risque faible		Pas de risque		NSP/SR	
		High risk		Medium risk		Low risk		No risk		DK/NA	
		Hohes Risiko		Mittleres Risiko		Niedriges Risiko		Kein Risiko		WN/KA	
		Flash EB 401	Diff. Flash EB 330	Flash EB 401	Diff. Flash EB 330	Flash EB 401	Diff. Flash EB 330	Flash EB 401	Diff. Flash EB 330	Flash EB 401	Diff. Flash EB 330
	EU 28	21	-2	27	-2	32	2	18	4	2	-2
	BE	24	12	33	6	30	-8	12	-6	1	-4
	BG	30	3	31	-1	17	-2	18	1	4	-1
	CZ	5	-2	22	0	43	4	29	-2	1	0
	DK	13	-7	26	2	39	3	18	3	4	-1
	DE	18	-11	30	-2	33	8	17	6	2	-1
	EE	13	-1	29	-7	37	5	18	3	3	0
	IE	11	-6	22	-4	42	2	24	8	1	0
	EL	33	-5	33	3	17	1	13	4	4	-3
	ES	25	10	29	7	28	-5	15	-13	3	1
	FR	24	-1	31	0	33	3	12	1	0	-3
	HR	20	NA	27	NA	21	NA	29	NA	3	NA
	IT	15	-11	23	-10	31	-2	29	23	2	0
	CY	38	0	23	-5	15	1	14	6	10	-2
	LV	34	9	35	2	23	3	6	-10	2	-4
	LT	26	-7	35	5	26	2	12	3	1	-3
	LU	20	4	34	-4	27	-6	18	6	1	0
	HU	30	3	30	1	19	-7	17	8	4	-5
	MT	17	-12	32	-1	35	7	15	12	1	-6
	NL	10	-4	30	1	48	9	12	-2	0	-4
	AT	13	-4	28	-5	26	0	31	13	2	-4
	PL	19	-1	32	4	28	0	18	2	3	-5
	PT	34	10	25	-3	23	-6	15	2	3	-3
	RO	55	0	22	-3	10	3	7	5	6	-5
	SI	16	0	23	-10	20	-7	39	17	2	0
	SK	13	4	28	5	35	-9	23	1	1	-1
	FI	12	1	34	-4	40	1	13	3	1	-1
	SE	20	-2	30	2	35	4	13	3	2	-7
	UK	15	-1	21	-5	43	2	20	5	1	-1

Q7.2 Selon vous, dans quelle mesure cela peut-il présenter un risque pour la santé d'une personne ?
Consommer régulièrement du cannabis

Q7.2 To what extent do you think the following may pose a risk to a person's health?
Using cannabis regularly






























Q7.2 Was glauben Sie, in welchem Ausmaß kann Folgendes ein Risiko für die Gesundheit einer Person darstellen?
Regelmäßiger Konsum von Cannabis

	%	Risque élevé		Risque moyen		Risque faible		Pas de risque		NSP/SR	
		High risk		Medium risk		Low risk		No risk		DK/NA	
		Hohes Risiko		Mittleres Risiko		Niedriges Risiko		Kein Risiko		WN/KA	
		Flash EB 401	Diff. Flash EB 330	Flash EB 401	Diff. Flash EB 330	Flash EB 401	Diff. Flash EB 330	Flash EB 401	Diff. Flash EB 330	Flash EB 401	Diff. Flash EB 330
	EU 28	63	-4	25	1	8	2	3	2	1	-1
	BE	68	16	25	-5	5	-8	1	0	1	-3
	BG	74	-2	16	0	4	1	4	2	2	-1
	CZ	48	-2	41	1	9	2	1	-1	1	0
	DK	57	-3	28	-1	12	4	1	0	2	0
	DE	65	-9	24	4	9	5	1	0	1	0
	EE	59	-3	27	-2	10	2	3	2	1	1
	IE	46	-6	31	1	16	4	7	2	0	-1
	EL	69	-4	22	4	4	0	2	0	3	0
	ES	66	2	26	-1	6	-1	2	1	0	-1
	FR	73	3	22	-1	4	0	1	0	0	-2
	HR	59	NA	25	NA	9	NA	4	NA	3	NA
	IT	53	-13	30	3	11	6	6	5	0	-1
	CY	69	-12	15	4	5	3	4	4	7	1
	LV	77	2	18	4	3	-2	1	-1	1	-3
	LT	74	-3	18	1	5	3	2	1	1	-2
	LU	70	3	23	-2	5	0	1	0	1	-1
	HU	84	6	11	-4	3	0	1	0	1	-2
	MT	64	-13	25	9	6	3	4	3	1	-2
	NL	65	9	27	-6	7	-1	1	0	0	-2
	AT	54	-8	30	4	13	7	3	1	0	-4
	PL	61	-1	22	-2	9	1	5	3	3	-1
	PT	74	10	19	-3	4	-3	2	0	1	-4
	RO	76	-2	15	5	4	2	2	1	3	-6
	SI	51	-10	27	0	13	4	7	5	2	1
	SK	55	-5	30	1	10	2	5	3	0	-1
	FI	52	-6	31	0	14	5	2	1	1	0
	SE	69	0	20	0	7	3	3	1	1	-4
	UK	52	-11	31	4	13	5	3	2	1	0

Q7.3 Selon vous, dans quelle mesure cela peut-il présenter un risque pour la santé d'une personne ?
Consommer de l'ecstasy une ou deux fois

Q7.3 To what extent do you think the following may pose a risk to a person's health?
Using ecstasy once or twice






























Q7.3 Was glauben Sie, in welchem Ausmaß kann Folgendes ein Risiko für die Gesundheit einer Person darstellen?
Ein- oder zweimaliger Konsum von Ecstasy

	%	Risque élevé		Risque moyen		Risque faible		Pas de risque		NSP/SR	
		High risk		Medium risk		Low risk		No risk		DK/NA	
		Hohes Risiko		Mittleres Risiko		Niedriges Risiko		Kein Risiko		WN/KA	
		Flash EB 401	Diff. Flash EB 330	Flash EB 401	Diff. Flash EB 330	Flash EB 401	Diff. Flash EB 330	Flash EB 401	Diff. Flash EB 330	Flash EB 401	Diff. Flash EB 330
	EU 28	57	-2	29	3	9	0	2	0	3	-1
	BE	62	16	26	-4	11	-3	1	-3	0	-6
	BG	66	9	23	-7	6	-2	2	0	3	0
	CZ	33	1	41	6	20	-2	4	-5	2	0
	DK	45	-11	34	3	14	4	3	1	4	3
	DE	59	-7	28	4	9	2	0	0	4	1
	EE	54	-2	30	1	9	0	2	0	5	1
	IE	54	-10	32	9	12	3	2	-1	0	-1
	EL	56	2	31	-3	6	-1	3	2	4	0
	ES	64	22	25	-6	8	-13	2	-3	1	0
	FR	58	-12	31	11	8	4	1	-1	2	-2
	HR	59	NA	30	NA	8	NA	2	NA	1	NA
	IT	67	-21	25	16	5	4	1	1	2	0
	CY	53	1	30	1	7	-1	0	-3	10	2
	LV	57	15	30	-1	7	-6	2	-3	4	-5
	LT	65	2	25	1	6	-1	1	0	3	-2
	LU	71	18	20	-13	5	-4	1	-1	3	0
	HU	57	17	28	-10	8	-4	3	1	4	-4
	MT	50	-11	36	9	9	2	3	3	2	-3
	NL	35	-6	35	-3	26	9	3	0	1	0
	AT	53	3	33	2	9	-2	4	0	1	-3
	PL	58	9	23	-9	10	1	3	1	6	-2
	PT	57	7	28	-4	9	-1	2	0	4	-2
	RO	61	3	27	3	5	-2	3	2	4	-6
	SI	44	-9	30	-2	17	6	6	2	3	3
	SK	41	7	37	0	14	-3	5	-2	3	-2
	FI	41	0	37	-3	16	1	3	1	3	1
	SE	47	0	32	2	15	2	3	0	3	-4
	UK	57	-2	29	3	10	-1	2	0	2	0

Q7.4 Selon vous, dans quelle mesure cela peut-il présenter un risque pour la santé d'une personne ?
Consommer régulièrement de l'ecstasy

Q7.4 To what extent do you think the following may pose a risk to a person's health?
Using ecstasy regularly

Q7.4 Was glauben Sie, in welchem Ausmaß kann Folgendes ein Risiko für die Gesundheit einer Person darstellen?
Regelmäßiger Konsum von Ecstasy

	%	Risque élevé		Risque moyen		Risque faible		Pas de risque		NSP/SR	
		High risk		Medium risk		Low risk		No risk		DK/NA	
		Hohes Risiko		Mittleres Risiko		Niedriges Risiko		Kein Risiko		WN/KA	
		Flash EB 401	Diff. Flash EB 330	Flash EB 401	Diff. Flash EB 330	Flash EB 401	Diff. Flash EB 330	Flash EB 401	Diff. Flash EB 330	Flash EB 401	Diff. Flash EB 330
 EU 28		93	1	5	0	1	0	0	0	1	-1
 BE		94	12	6	-5	0	-1	0	0	0	-6
 BG		95	1	2	0	1	0	1	0	1	-1
 CZ		88	3	10	-2	1	0	0	-1	1	0
 DK		92	0	4	-2	1	0	1	1	2	1
 DE		93	-3	5	3	0	-1	0	0	2	1
 EE		91	1	5	-3	0	-1	0	0	4	3
 IE		89	-1	9	3	2	1	0	-2	0	-1
 EL		89	-3	8	3	1	0	0	0	2	0
 ES		96	2	3	-2	1	1	0	0	0	-1
 FR		96	1	3	1	0	0	0	-1	1	-1
 HR		95	NA	4	NA	0	NA	1	NA	0	NA
 IT		97	0	2	1	0	-1	0	0	1	0
 CY		86	0	6	1	0	-1	0	-2	8	2
 LV		93	5	5	1	0	-1	0	-1	2	-4
 LT		95	2	3	-2	0	0	0	0	2	0
 LU		95	2	2	-3	1	0	1	1	1	0
 HU		94	3	3	-2	0	-1	0	0	3	0
 MT		94	1	4	0	1	0	0	0	1	-1
 NL		88	-3	11	4	0	-1	0	0	1	0
 AT		95	6	4	-3	1	0	0	0	0	-3
 PL		90	-1	5	0	1	1	1	1	3	-1
 PT		93	4	5	-1	0	0	0	0	2	-3
 RO		83	2	9	-1	3	2	1	1	4	-4
 SI		92	-1	6	1	0	-1	0	-1	2	2
 SK		90	3	7	-2	1	0	1	0	1	-1
 FI		83	-5	13	3	1	1	0	0	3	1
 SE		93	5	3	-1	1	-1	1	0	2	-3
 UK		91	0	6	0	1	0	1	0	1	0

Q7.5 Selon vous, dans quelle mesure cela peut-il présenter un risque pour la santé d'une personne ?






























Boire de l'alcool une ou deux fois

Q7.5 To what extent do you think the following may pose a risk to a person's health?

Drinking alcohol once or twice

Q7.5 Was glauben Sie, in welchem Ausmaß kann Folgendes ein Risiko für die Gesundheit einer Person darstellen?

Ein- oder zweimaliger Konsum von Alkohol

		Risque élevé		Risque moyen		Risque faible		Pas de risque		NSP/SR	
		High risk		Medium risk		Low risk		No risk		DK/NA	
		Hohes Risiko		Mittleres Risiko		Niedriges Risiko		Kein Risiko		WN/KA	
		Flash EB 401	Diff. Flash EB 330	Flash EB 401	Diff. Flash EB 330	Flash EB 401	Diff. Flash EB 330	Flash EB 401	Diff. Flash EB 330	Flash EB 401	Diff. Flash EB 330
	EU 28	4	-1	19	-2	46	-2	31	5	0	0
	BE	3	0	20	7	39	-7	38	2	0	-2
	BG	6	3	26	-2	35	-5	32	3	1	1
	CZ	1	-2	7	-2	43	6	49	-2	0	0
	DK	1	-2	6	-4	41	-1	51	6	1	1
	DE	2	-2	18	-5	48	1	31	5	1	1
	EE	3	1	21	1	44	-3	31	1	1	0
	IE	4	1	12	-3	59	6	25	-4	0	0
	EL	1	-1	21	1	35	-11	42	10	1	1
	ES	6	2	26	14	42	1	25	-18	1	1
	FR	4	-3	23	-5	44	0	29	9	0	-1
	HR	4	NA	23	NA	28	NA	45	NA	0	NA
	IT	5	-5	22	-9	46	0	27	14	0	0
	CY	2	-5	9	-4	34	-3	54	13	1	-1
	LV	5	-1	32	9	44	8	19	-15	0	-1
	LT	8	0	29	-2	45	1	18	2	0	-1
	LU	5	2	15	0	40	-5	40	3	0	0
	HU	3	-1	22	6	35	-11	40	7	0	-1
	MT	1	-3	14	-5	45	1	40	8	0	-1
	NL	1	-1	8	-3	51	-3	40	7	0	0
	AT	2	0	10	-8	40	-2	48	11	0	-1
	PL	4	0	15	-3	47	-3	33	6	1	0
	PT	5	0	27	5	38	-4	30	0	0	-1
	RO	8	3	35	1	34	1	22	-4	1	-1
	SI	3	0	16	-5	37	-11	44	16	0	0
	SK	4	0	16	2	46	1	34	-3	0	0
	FI	2	-1	13	3	55	7	30	-9	0	0
	SE	5	0	18	4	51	-7	25	3	1	0
	UK	3	0	12	-1	60	-3	24	3	1	1

Q7.6 Selon vous, dans quelle mesure cela peut-il présenter un risque pour la santé d'une personne ?






























Boire régulièrement de l'alcool

Q7.6 To what extent do you think the following may pose a risk to a person's health?

Drinking alcohol regularly

Q7.6 Was glauben Sie, in welchem Ausmaß kann Folgendes ein Risiko für die Gesundheit einer Person darstellen?






























Regelmäßiger Konsum von Alkohol

	%	Risque élevé		Risque moyen		Risque faible		Pas de risque		NSP/SR	
		High risk		Medium risk		Low risk		No risk		DK/NA	
		Hohes Risiko		Mittleres Risiko		Niedriges Risiko		Kein Risiko		WN/KA	
		Flash EB 401	Diff. Flash EB 330	Flash EB 401	Diff. Flash EB 330	Flash EB 401	Diff. Flash EB 330	Flash EB 401	Diff. Flash EB 330	Flash EB 401	Diff. Flash EB 330
	EU 28	57	0	35	1	7	0	1	0	0	-1
	BE	47	9	40	4	11	-8	2	-3	0	-2
	BG	70	4	25	-3	3	-2	2	1	0	0
	CZ	49	-2	43	4	7	-2	1	0	0	0
	DK	28	2	44	-5	24	3	3	-1	1	1
	DE	60	1	33	1	7	0	0	-1	0	-1
	EE	60	6	34	-3	5	-4	1	1	0	0
	IE	42	11	45	-1	12	-7	1	-3	0	0
	EL	52	1	39	-1	7	0	2	0	0	0
	ES	51	3	40	-3	7	0	1	0	1	0
	FR	64	-2	29	2	6	2	1	-1	0	-1
	HR	68	NA	27	NA	4	NA	1	NA	0	NA
	IT	63	-1	31	-1	5	2	1	1	0	-1
	CY	44	-5	42	9	10	-2	3	-1	1	-1
	LV	70	-10	26	9	3	2	0	-1	1	0
	LT	75	2	21	-1	3	0	1	0	0	-1
	LU	50	7	41	-7	6	-2	3	2	0	0
	HU	80	4	16	-5	2	0	1	0	1	1
	MT	43	-8	44	5	11	4	1	-1	1	0
	NL	31	-5	49	0	19	6	1	-1	0	0
	AT	56	5	34	-3	8	-1	2	0	0	-1
	PL	71	-3	24	2	3	1	2	1	0	-1
	PT	59	6	36	1	5	-3	0	-3	0	-1
	RO	58	-4	28	2	7	1	6	1	1	0
	SI	70	3	23	-6	6	3	1	0	0	0
	SK	66	-1	29	3	4	-1	1	-1	0	0
	FI	29	-5	50	3	17	0	3	1	1	1
	SE	54	-5	35	1	9	3	1	1	1	0
	UK	43	-1	46	4	9	-4	2	2	0	-1

Q7.7 Selon vous, dans quelle mesure cela peut-il présenter un risque pour la santé d'une personne ?
Consommer de la cocaïne une ou deux fois

Q7.7 To what extent do you think the following may pose a risk to a person's health?
Using cocaine once or twice






























Q7.7 Was glauben Sie, in welchem Ausmaß kann Folgendes ein Risiko für die Gesundheit einer Person darstellen?
Ein- oder zweimaliger Konsum von Kokain

	%	Risque élevé		Risque moyen		Risque faible		Pas de risque		NSP/SR	
		High risk		Medium risk		Low risk		No risk		DK/NA	
		Hohes Risiko		Mittleres Risiko		Niedriges Risiko		Kein Risiko		WN/KA	
		Flash EB 401	Diff. Flash EB 330	Flash EB 401	Diff. Flash EB 330	Flash EB 401	Diff. Flash EB 330	Flash EB 401	Diff. Flash EB 330	Flash EB 401	Diff. Flash EB 330
	EU 28	62	-4	27	3	9	2	1	-1	1	0
	BE	60	4	31	3	7	-3	2	0	0	-4
	BG	70	-2	22	2	5	0	2	0	1	0
	CZ	52	-12	33	7	12	6	2	-2	1	1
	DK	46	-6	31	-1	19	6	2	0	2	1
	DE	59	-11	31	7	7	3	1	0	2	1
	EE	63	-5	24	0	5	0	2	0	6	5
	IE	58	-6	31	6	8	1	2	-1	1	0
	EL	68	-4	24	2	4	0	2	1	2	1
	ES	66	25	26	-6	6	-13	1	-6	1	0
	FR	58	-15	28	9	11	7	2	0	1	-1
	HR	70	NA	19	NA	9	NA	2	NA	0	NA
	IT	71	-16	23	13	5	4	1	0	0	-1
	CY	58	6	29	-5	5	-2	2	1	6	0
	LV	73	9	22	1	4	-3	0	-3	1	-4
	LT	70	-6	23	8	4	-1	1	0	2	-1
	LU	65	-2	28	1	4	-2	2	2	1	1
	HU	65	-1	24	-2	6	3	3	2	2	-2
	MT	41	-21	45	20	10	1	3	2	1	-2
	NL	46	-10	34	4	18	7	2	0	0	-1
	AT	55	-1	33	1	8	2	3	0	1	-2
	PL	68	4	23	-3	6	0	2	1	1	-2
	PT	67	1	21	-2	9	3	2	0	1	-2
	RO	73	-2	18	1	5	1	2	2	2	-2
	SI	52	-5	32	3	11	1	4	0	1	1
	SK	54	-4	34	6	7	-2	3	0	2	0
	FI	50	-1	35	-1	13	2	1	0	1	0
	SE	55	-4	32	3	10	4	1	0	2	-3
	UK	58	1	28	-2	13	4	1	-3	0	0

Q7.8 Selon vous, dans quelle mesure cela peut-il présenter un risque pour la santé d'une personne ?
Consommer régulièrement de la cocaïne

Q7.8 To what extent do you think the following may pose a risk to a person's health?
Using cocaine regularly






























Q7.8 Was glauben Sie, in welchem Ausmaß kann Folgendes ein Risiko für die Gesundheit einer Person darstellen?
Regelmäßiger Konsum von Kokain

	%	Risque élevé		Risque moyen		Risque faible		Pas de risque		NSP/SR	
		High risk		Medium risk		Low risk		No risk		DK/NA	
		Hohes Risiko		Mittleres Risiko		Niedriges Risiko		Kein Risiko		WN/KA	
		Flash EB 401	Diff. Flash EB 330	Flash EB 401	Diff. Flash EB 330	Flash EB 401	Diff. Flash EB 330	Flash EB 401	Diff. Flash EB 330	Flash EB 401	Diff. Flash EB 330
 EU 28		96	0	3	0	0	0	0	0	1	0
 BE		96	8	3	-4	1	0	0	0	0	-4
 BG		97	0	1	0	1	1	0	-1	1	0
 CZ		98	2	2	0	0	0	0	-1	0	-1
 DK		92	0	6	-1	0	-1	0	0	2	2
 DE		94	-3	5	3	0	0	0	0	1	0
 EE		94	-2	2	-2	0	0	0	0	4	4
 IE		95	1	4	0	0	0	0	-2	1	1
 EL		96	-2	2	1	0	0	0	0	2	1
 ES		99	7	1	-5	0	-1	0	0	0	-1
 FR		97	1	3	1	0	0	0	0	0	-2
 HR		99	NA	1	NA	0	NA	0	NA	0	NA
 IT		99	0	1	1	0	0	0	0	0	-1
 CY		93	2	1	-2	0	-2	0	0	6	2
 LV		98	6	1	-2	0	0	0	-1	1	-3
 LT		97	1	2	0	0	0	0	0	1	-1
 LU		98	-1	1	0	0	0	1	1	0	0
 HU		98	3	1	-1	0	0	0	0	1	-2
 MT		94	0	6	4	0	-1	0	0	0	-3
 NL		96	2	4	-1	0	0	0	-1	0	0
 AT		96	3	3	-1	0	-1	0	0	1	-1
 PL		96	0	2	0	0	0	1	1	1	-1
 PT		98	4	1	-1	0	-1	0	0	1	-2
 RO		90	0	6	1	1	0	1	1	2	-2
 SI		95	-1	3	0	1	0	0	0	1	1
 SK		94	-3	4	1	0	0	1	1	1	1
 FI		93	0	5	0	1	0	0	0	1	0
 SE		93	-1	4	3	1	-1	0	0	2	-1
 UK		94	-2	5	2	1	1	0	0	0	-1

Q7.9 Selon vous, dans quelle mesure cela peut-il présenter un risque pour la santé d'une personne ?
 Consommer une ou deux fois des nouvelles substances qui imitent les effets des drogues illicites

Q7.9 To what extent do you think the following may pose a risk to a person's health?
 Use new substances that imitate the effects of illicit drugs once or twice






























Q7.9 Was glauben Sie, in welchem Ausmaß kann Folgendes ein Risiko für die Gesundheit einer Person darstellen?
 Ein- oder zweimaliger Konsum von neuen Substanzen, die die Wirkung illegaler Drogen imitieren

		Risque élevé	Risque moyen	Risque faible	Pas de risque	NSP/SR
		High risk	Medium risk	Low risk	No risk	DK/NA
		Hohes Risiko	Mittleres Risiko	Niedriges Risiko	Kein Risiko	WN/KA
	%	Flash EB 401	Flash EB 401	Flash EB 401	Flash EB 401	Flash EB 401
	EU 28	57	29	9	1	4
	BE	55	34	8	1	2
	BG	65	23	5	1	6
	CZ	37	39	16	3	5
	DK	51	29	8	1	11
	DE	58	26	8	1	7
	EE	56	23	3	1	17
	IE	57	30	11	1	1
	EL	60	31	4	1	4
	ES	67	25	5	0	3
	FR	51	33	11	1	4
	HR	54	34	7	2	3
	IT	58	28	7	1	6
	CY	56	30	4	2	8
	LV	66	27	5	1	1
	LT	60	27	7	1	5
	LU	62	27	7	1	3
	HU	62	24	8	2	4
	MT	44	37	10	4	5
	NL	52	30	13	2	3
	AT	57	31	6	2	4
	PL	68	25	4	1	2
	PT	55	31	10	2	2
	RO	64	29	5	1	1
	SI	63	22	6	4	5
	SK	44	38	12	4	2
	FI	59	31	7	0	3
	SE	55	31	9	1	4
	UK	49	32	14	2	3

Q7.10 Selon vous, dans quelle mesure cela peut-il présenter un risque pour la santé d'une personne ?
Consommer régulièrement des nouvelles substances qui imitent les effets des drogues illicites

Q7.10 To what extent do you think the following may pose a risk to a person's health?
Use new substances that imitate the effects of illicit drugs regularly






























Q7.10 Was glauben Sie, in welchem Ausmaß kann Folgendes ein Risiko für die Gesundheit einer Person darstellen?
Regelmäßiger Konsum von neuen Substanzen, die die Wirkung illegaler Drogen imitieren

		Risque élevé	Risque moyen	Risque faible	Pas de risque	NSP/SR
		High risk	Medium risk	Low risk	No risk	DK/NA
		Hohes Risiko	Mittleres Risiko	Niedriges Risiko	Kein Risiko	WN/KA
	%	Flash EB 401	Flash EB 401	Flash EB 401	Flash EB 401	Flash EB 401
	EU 28	87	9	1	0	3
	BE	87	11	1	0	1
	BG	90	4	0	1	5
	CZ	84	10	2	0	4
	DK	84	6	0	0	10
	DE	85	8	1	0	6
	EE	80	4	1	0	15
	IE	85	13	1	0	1
	EL	90	6	0	0	4
	ES	96	3	0	0	1
	FR	85	10	2	0	3
	HR	91	8	0	0	1
	IT	87	8	1	0	4
	CY	88	4	1	0	7
	LV	95	4	0	0	1
	LT	88	8	0	0	4
	LU	89	8	0	1	2
	HU	90	5	1	0	4
	MT	81	12	4	0	3
	NL	88	9	1	0	2
	AT	86	10	1	0	3
	PL	93	5	0	1	1
	PT	92	6	1	0	1
	RO	86	11	1	1	1
	SI	89	5	1	0	5
	SK	84	12	1	1	2
	FI	87	9	1	0	3
	SE	88	7	1	0	4
	UK	80	15	2	0	3

Q8 Selon vous, quels seraient les trois moyens les plus efficaces pour les autorités publiques pour réduire les problèmes de drogue ? (MAX. 3 REPONSES)

Q8 What do you think would be the three most effective ways for public authorities to reduce drugs problems? (MAX. 3 ANSWERS)






























Q8 Was wären Ihrer Meinung nach die drei effektivsten Wege für den Staat, Drogenprobleme zu reduzieren? (MAX. 3 NENNUNGEN)

	%	Des campagnes d'information et de prévention		Le traitement et la réadaptation des consommateurs de drogue		Des mesures sévères contre les dealers de drogue et les trafiquants		Légaliser les drogues		Réduire la pauvreté et le chômage	
		Information and prevention campaigns		Treatment and rehabilitation of drug users		Tough measures against drug dealers and traffickers		Making drugs legal		Reduction of poverty and unemployment	
		Kampagnen zur Information und Vorbeugung		Behandlung und Rehabilitation von Drogenkonsumenten		Strenge Maßnahmen gegen Dealer und Drogenhändler		Drogen legalisieren		Reduzierung von Armut und Arbeitslosigkeit	
		Flash EB 401	Diff. Flash EB 330	Flash EB 401	Diff. Flash EB 330	Flash EB 401	Diff. Flash EB 330	Flash EB 401	Diff. Flash EB 330	Flash EB 401	Diff. Flash EB 330
	EU 28	43	-6	33	-4	57	-7	18	5	22	-2
	BE	53	0	38	12	60	1	16	2	22	3
	BG	30	-8	30	-12	70	-9	8	-1	19	-1
	CZ	50	1	25	-4	69	-8	11	6	15	2
	DK	46	-6	44	-1	56	7	12	2	16	-2
	DE	43	-6	33	-3	59	-9	17	7	24	-3
	EE	39	-5	27	-5	64	-1	10	-1	20	-9
	IE	37	-9	34	-10	49	-3	21	0	28	-8
	EL	48	-5	34	-18	61	-13	12	3	27	1
	ES	55	-1	31	-4	61	-9	19	7	20	-2
	FR	37	-6	33	5	60	2	21	-1	17	-4
	HR	35	NA	30	NA	65	NA	20	NA	23	NA
	IT	41	-16	30	-6	50	-9	22	15	21	3
	CY	39	-10	35	-8	70	-5	20	11	23	4
	LV	35	0	16	-20	66	0	8	1	21	-7
	LT	25	-3	27	-9	61	-6	6	-1	26	-2
	LU	39	-18	27	-16	62	-7	19	0	24	-4
	HU	30	-11	34	-2	68	-9	14	6	25	2
	MT	44	-11	44	-1	58	-9	14	2	9	0
	NL	56	6	32	5	65	10	13	-5	29	8
	AT	47	2	33	1	63	0	24	16	27	-3
	PL	37	-6	34	-6	56	-9	23	6	24	2
	PT	42	-17	40	-10	54	-8	14	-6	19	-8
	RO	46	0	31	-2	71	-10	9	3	15	5
	SI	34	-13	21	-13	47	-16	23	3	28	-3
	SK	27	-20	19	-5	51	-7	11	5	27	13
	FI	46	-10	37	-9	53	-17	10	3	24	-7
	SE	52	12	35	-7	49	-15	10	2	26	-3
	UK	41	-10	38	-9	47	-10	16	-1	24	-12

Q8 Selon vous, quels seraient les trois moyens les plus efficaces pour les autorités publiques pour réduire les problèmes de drogue ? (MAX. 3 REPONSES)

Q8 What do you think would be the three most effective ways for public authorities to reduce drugs problems? (MAX. 3 ANSWERS)

Q8 Was wären Ihrer Meinung nach die drei effektivsten Wege für den Staat, Drogenprobleme zu reduzieren? (MAX. 3 NENNUNGEN)

	%	Des mesures sévères contre les consommateurs de drogue		Proposer plus d'activités sportives, culturelles et de loisirs aux jeunes		Autre (NE PAS LIRE)		NSP/SR	
		Tough measures against drug users		Offering more sport, entertainment and cultural activities for young people		Other (DO NOT READ OUT)		DK/NA	
		Strenge Maßnahmen gegen Drogenkonsumenten		Mehr Freizeitangebote für Jugendliche (Sport, Unterhaltung, Kultur)		Andere (NICHT VORLESEN)		WN/KA	
		Flash EB 401	Diff. Flash EB 330	Flash EB 401	Diff. Flash EB 330	Flash EB 401	Diff. Flash EB 330	Flash EB 401	Diff. Flash EB 330
	EU 28	25	-8	36	13	2	2	1	-1
	BE	37	-4	34	16	1	1	0	-4
	BG	31	-12	40	20	2	2	1	0
	CZ	32	-15	24	-15	0	0	0	-1
	DK	14	-8	39	9	1	1	2	-1
	DE	21	-18	41	15	1	1	1	0
	EE	41	7	42	-2	1	1	1	1
	IE	22	-4	44	22	2	2	0	-3
	EL	11	-5	30	17	1	1	0	-1
	ES	23	-5	42	21	3	3	0	-1
	FR	30	3	33	20	2	2	1	-6
	HR	23	NA	35	NA	1	NA	1	NA
	IT	19	-9	32	12	2	2	1	0
	CY	19	-14	44	19	0	0	1	0
	LV	34	-1	53	22	4	4	0	-2
	LT	38	5	53	25	3	3	1	0
	LU	27	-7	44	22	3	3	0	-1
	HU	47	2	34	16	0	0	1	0
	MT	20	-8	45	26	4	4	2	-1
	NL	37	4	24	6	1	1	0	-4
	AT	27	-13	35	14	2	2	0	-2
	PL	21	-4	34	2	2	2	1	0
	PT	24	1	40	10	2	2	0	-1
	RO	34	-16	30	14	1	1	0	-1
	SI	22	-11	27	6	2	2	0	-1
	SK	22	-9	53	4	1	1	1	-1
	FI	24	-9	37	12	2	2	1	0
	SE	20	-12	35	16	2	2	0	-3
	UK	24	-14	38	12	2	2	2	-1

Q9.1 La vente de drogues telles que le cannabis, la cocaïne, l'ecstasy et l'héroïne est officiellement interdite dans tous les Etats Membres de l'Union Européenne. La vente de substances légales telles que l'alcool et le tabac n'est pas interdite mais réglementée dans tous les pays de l'Union Européenne, ce qui signifie, par exemple, qu'il y a un âge minimum pour l'achat, qu'il existe des limites de concentration des composants actifs ou que la vente n'est autorisée que dans des magasins spécialisés et des pharmacies. Pensez-vous que les substances suivantes devraient continuer à être interdites ou être interdites ou qu'elles devraient être réglementées ?






























Le cannabis

Q9.1 The sale of drugs such as cannabis, cocaine, ecstasy and heroin is officially banned in all EU Member States. The sale of legal substances such as alcohol and tobacco is not prohibited but is regulated in all EU countries, which means for example that there is a minimum age limit for buying, limits in the concentration of active components or licensed sales through specialised shops and pharmacies. Do you think the following substances should continue to be banned or should be banned, or should they be regulated?

Cannabis

Q9.1 Der Verkauf von Drogen wie Cannabis, Kokain, Ecstasy und Heroin ist offiziell in allen EU-Mitgliedsstaaten verboten. Der Verkauf von zulässigen Substanzen wie Alkohol und Tabak ist nicht verboten, aber er ist in allen EU-Ländern gesetzlich geregelt. Beispiele für Regulierung sind: Altersuntergrenzen für den Kauf, Grenzwerte für die Konzentration von Wirkstoffen wie Nikotin, lizenzierter Verkauf durch spezielle Geschäfte und Apotheken. Meinen Sie, dass die folgenden Substanzen (weiterhin) verboten sein sollten oder sollte deren Konsum gesetzlich geregelt werden?

Cannabis

	%	Devraient continuer à être interdites ou être interdites		Devraient être réglementées		Devraient être disponibles sans limitations (NE PAS LIRE)	
		Should continue to be banned or should be banned		Should be regulated		Should be available without restrictions (DO NOT READ OUT)	
		Sollte (weiterhin) verboten werden		Sollte gesetzlich geregelt werden		Sollte ohne Einschränkungen verfügbar sein (NICHT VORLESEN)	
		Flash EB 401	Diff. Flash EB 330	Flash EB 401	Diff. Flash EB 330	Flash EB 401	Diff. Flash EB 330
 EU 28		53	-6	45	11	1	-4
 BE		61	13	38	-6	0	-6
 BG		66	-2	31	2	1	-1
 CZ		27	-12	71	21	1	-8
 DK		57	-6	40	10	1	-3
 DE		53	-17	46	19	1	-1
 EE		53	0	42	1	2	-4
 IE		43	-9	56	15	1	-5
 EL		63	-4	35	3	1	1
 ES		53	-4	47	12	0	-7
 FR		55	6	45	4	0	-6
 HR		53	NA	45	NA	1	NA
 IT		40	-22	56	26	3	-4
 CY		72	-10	27	13	0	-3
 LV		72	9	28	1	0	-8
 LT		70	-3	26	4	2	-1
 LU		52	-6	42	3	4	2
 HU		69	-2	30	6	1	-1
 MT		58	-10	38	13	3	-2
 NL		47	15	52	0	1	-12
 AT		47	-14	52	17	0	-2
 PL		45	-4	52	8	2	-3
 PT		66	14	33	-5	1	-7
 RO		86	0	14	4	0	-2
 SI		36	-13	53	7	10	5
 SK		46	-7	51	10	2	-3
 FI		66	-2	32	3	1	-2
 SE		68	-10	28	12	1	-2
 UK		53	-6	46	12	0	-5

Q9.1 La vente de drogues telles que le cannabis, la cocaïne, l'ecstasy et l'héroïne est officiellement interdite dans tous les Etats Membres de l'Union Européenne. La vente de substances légales telles que l'alcool et le tabac n'est pas interdite mais réglementée dans tous les pays de l'Union Européenne, ce qui signifie, par exemple, qu'il y a un âge minimum pour l'achat, qu'il existe des limites de concentration des composants actifs ou que la vente n'est autorisée que dans des magasins spécialisés et des pharmacies. Pensez-vous que les substances suivantes devraient continuer à être interdites ou être interdites ou qu'elles devraient être réglementées ?






























Le cannabis

Q9.1 The sale of drugs such as cannabis, cocaine, ecstasy and heroin is officially banned in all EU Member States. The sale of legal substances such as alcohol and tobacco is not prohibited but is regulated in all EU countries, which means for example that there is a minimum age limit for buying, limits in the concentration of active components or licensed sales through specialised shops and pharmacies. Do you think the following substances should continue to be banned or should be banned, or should they be regulated?

Cannabis

Q9.1 Der Verkauf von Drogen wie Cannabis, Kokain, Ecstasy und Heroin ist offiziell in allen EU-Mitgliedsstaaten verboten. Der Verkauf von zulässigen Substanzen wie Alkohol und Tabak ist nicht verboten, aber er ist in allen EU-Ländern gesetzlich geregelt. Beispiele für Regulierung sind: Altersuntergrenzen für den Kauf, Grenzwerte für die Konzentration von Wirkstoffen wie Nikotin, lizenzierter Verkauf durch spezielle Geschäfte und Apotheken. Meinen Sie, dass die folgenden Substanzen (weiterhin) verboten sein sollten oder sollte deren Konsum gesetzlich geregelt werden?

Cannabis

	%	Autre (NE PAS LIRE) Other (DO NOT READ OUT) Andere (NICHT VORLESEN)		NSP/SR DK/NA WN/KA	
		Flash EB 401	Diff. Flash EB 330	Flash EB 401	Diff. Flash EB 330
 EU 28		0	0	1	-1
 BE		0	-1	1	0
 BG		1	1	1	0
 CZ		1	0	0	-1
 DK		1	1	1	-2
 DE		0	0	0	-1
 EE		1	1	2	2
 IE		0	0	0	-1
 EL		0	0	1	0
 ES		0	0	0	-1
 FR		0	0	0	-4
 HR		0	NA	1	NA
 IT		0	0	1	0
 CY		0	0	1	0
 LV		0	-1	0	-1
 LT		1	1	1	-1
 LU		1	1	1	0
 HU		0	-1	0	-2
 MT		0	0	1	-1
 NL		0	-2	0	-1
 AT		0	0	1	-1
 PL		0	0	1	-1
 PT		0	0	0	-2
 RO		0	0	0	-2
 SI		1	1	0	0
 SK		1	1	0	-1
 FI		1	1	0	0
 SE		0	-1	3	1
 UK		1	1	0	-2

Q9.2 La vente de drogues telles que le cannabis, la cocaïne, l'ecstasy et l'héroïne est officiellement interdite Membres de l'Union Européenne. La vente de substances légales telles que l'alcool et le tabac n'est pas inter réglementée dans tous les pays de l'Union Européenne, ce qui signifie, par exemple, qu'il y a un âge minimum qu'il existe des limites de concentration des composants actifs ou que la vente n'est autorisée que dans des spécialisés et des pharmacies. Pensez-vous que les substances suivantes devraient continuer à être interdite ou qu'elles devraient être réglementées ?






























Le tabac

Q9.2 The sale of drugs such as cannabis, cocaine, ecstasy and heroin is officially banned in all EU Member States. The sale of legal substances such as alcohol and tobacco is not prohibited but is regulated in all EU countries, which means that there is a minimum age limit for buying, limits in the concentration of active components or licensed sales in specialised shops and pharmacies. Do you think the following substances should continue to be banned or should they be regulated?

Tobacco

Q9.2 Der Verkauf von Drogen wie Cannabis, Kokain, Ecstasy und Heroin ist offiziell in allen EU-Mitgliedsstaaten verboten. Der Verkauf von zulässigen Substanzen wie Alkohol und Tabak ist nicht verboten, aber er ist in allen EU-Ländern geregelt. Beispiele für Regulierung sind: Altersuntergrenzen für den Kauf, Grenzwerte für die Konzentration wie Nikotin, lizenziierter Verkauf durch spezielle Geschäfte und Apotheken. Meinen Sie, dass die folgenden Substanzen (weiterhin) verboten sein sollten oder sollte deren Konsum gesetzlich geregelt werden?

Tabak

	%	Devraient continuer à être interdites ou être interdites Should continue to be banned or should be banned Sollte (weiterhin) verboten werden		Devraient être réglementées Should be regulated Sollte gesetzlich geregelt werden		Devraient être c limitations (N Should be available (DO NOT R Sollte ohne Einschrä sein (NICHT
		Flash EB 401	Diff. Flash EB 330	Flash EB 401	Diff. Flash EB 330	Flash EB 401
 EU 28		16	0	81	17	2
 BE		20	2	78	25	1
 BG		16	1	80	10	4
 CZ		9	-1	89	27	1
 DK		10	-4	87	23	2
 DE		10	-3	88	8	1
 EE		10	-1	86	15	3
 IE		23	6	77	8	0
 EL		19	2	79	-1	2
 ES		24	-5	76	25	0
 FR		14	-1	83	21	2
 HR		13	NA	87	NA	0
 IT		15	-1	80	29	3
 CY		12	-9	84	26	4
 LV		18	6	81	17	1
 LT		25	4	73	10	2
 LU		17	-4	74	4	7
 HU		15	0	79	12	5
 MT		15	4	75	6	10
 NL		9	2	88	33	3
 AT		11	1	88	14	1
 PL		15	0	81	16	3
 PT		19	4	80	19	1
 RO		29	-1	71	18	0
 SI		9	-5	80	10	11
 SK		15	4	81	14	4
 FI		16	1	78	4	3
 SE		17	-1	79	11	2
 UK		20	5	78	13	1

dans tous les Etats
rdite mais
im pour l'achat,
magasins
es ou être interdites

tates. The sale of
ans for example
les through
ould be banned, or

ten verboten. Der
i gesetzlich
i von Wirkstoffen
ubstanzen

disponibles sans
E PAS LIRE)
without restrictions
EAD OUT)
änkungen verfügbar
VORLESEN)

Diff. Flash EB
330
-16
-27
-11
-27
-17
-5
-15
-13
-1
-19
-19
NA
-30
-16
-22
-12
-1
-11
-9
-33
-11
-16
-20
-16
-5
-18
-8
-9
-18






























Q9.2 La vente de drogues telles que le cannabis, la cocaïne, l'ecstasy et l'héroïne est officiellement interdite dans tous les Etats Membres de l'Union Européenne. La vente de substances légales telles que l'alcool et le tabac n'est pas interdite mais réglementée dans tous les pays de l'Union Européenne, ce qui signifie, par exemple, qu'il y a un âge minimum pour l'achat, qu'il existe des limites de concentration des composants actifs ou que la vente n'est autorisée que dans des magasins spécialisés et des pharmacies. Pensez-vous que les substances suivantes devraient continuer à être interdites ou être interdites ou qu'elles devraient être réglementées ?
Le tabac

Q9.2 The sale of drugs such as cannabis, cocaine, ecstasy and heroin is officially banned in all EU Member States. The sale of legal substances such as alcohol and tobacco is not prohibited but is regulated in all EU countries, which means for example that there is a minimum age limit for buying, limits in the concentration of active components or licensed sales through specialised shops and pharmacies. Do you think the following substances should continue to be banned or should be banned, or should they be regulated?

Tobacco

Q9.2 Der Verkauf von Drogen wie Cannabis, Kokain, Ecstasy und Heroin ist offiziell in allen EU-Mitgliedsstaaten verboten. Der Verkauf von zulässigen Substanzen wie Alkohol und Tabak ist nicht verboten, aber er ist in allen EU-Ländern gesetzlich geregelt. Beispiele für Regulierung sind: Altersuntergrenzen für den Kauf, Grenzwerte für die Konzentration von Wirkstoffen wie Nikotin, lizenziierter Verkauf durch spezielle Geschäfte und Apotheken. Meinen Sie, dass die folgenden Substanzen (weiterhin) verboten sein sollten oder sollte deren Konsum gesetzlich geregelt werden?






























Tabak

	%	Autre (NE PAS LIRE) Other (DO NOT READ OUT) Andere (NICHT VORLESEN)		NSP/SR DK/NA WN/KA	
		Flash EB 401	Diff. Flash EB 330	Flash EB 401	Diff. Flash EB 330
 EU 28		0	-1	1	0
 BE		1	0	0	0
 BG		0	0	0	0
 CZ		1	1	0	0
 DK		0	-3	1	1
 DE		0	0	1	0
 EE		0	0	1	1
 IE		0	0	0	-1
 EL		0	0	0	0
 ES		0	-1	0	0
 FR		1	0	0	-1
 HR		0	NA	0	NA
 IT		1	1	1	1
 CY		0	0	0	-1
 LV		0	0	0	-1
 LT		0	0	0	-2
 LU		2	1	0	0
 HU		0	-1	1	0
 MT		0	-1	0	0
 NL		0	-2	0	0
 AT		0	-2	0	-2
 PL		1	1	0	-1
 PT		0	-2	0	-1
 RO		0	0	0	-1
 SI		0	0	0	0
 SK		0	0	0	0
 FI		2	2	1	1
 SE		1	0	1	-1
 UK		0	0	1	0

Q9.3 La vente de drogues telles que le cannabis, la cocaïne, l'ecstasy et l'héroïne est officiellement interdite dans tous les Etats Membres de l'Union Européenne. La vente de substances légales telles que l'alcool et le tabac n'est pas interdite mais réglementée dans tous les pays de l'Union Européenne, ce qui signifie, par exemple, qu'il y a un âge minimum pour l'achat, qu'il existe des limites de concentration des composants actifs ou que la vente n'est autorisée que dans des magasins spécialisés et des pharmacies. Pensez-vous que les substances suivantes devraient continuer à être interdites ou être interdites ou qu'elles devraient être réglementées ?
L'ecstasy

Q9.3 The sale of drugs such as cannabis, cocaine, ecstasy and heroin is officially banned in all EU Member States. The sale of legal substances such as alcohol and tobacco is not prohibited but is regulated in all EU countries, which means for example that there is a minimum age limit for buying, limits in the concentration of active components or licensed sales through specialised shops and pharmacies. Do you think the following substances should continue to be banned or should be banned, or should they be regulated?
Ecstasy

Q9.3 Der Verkauf von Drogen wie Cannabis, Kokain, Ecstasy und Heroin ist offiziell in allen EU-Mitgliedsstaaten verboten. Der Verkauf von zulässigen Substanzen wie Alkohol und Tabak ist nicht verboten, aber er ist in allen EU-Ländern gesetzlich geregelt. Beispiele für Regulierung sind: Altersuntergrenzen für den Kauf, Grenzwerte für die Konzentration von Wirkstoffen wie Nikotin, lizenzierter Verkauf durch spezielle Geschäfte und Apotheken. Meinen Sie, dass die folgenden Substanzen (weiterhin) verboten sein sollten oder sollte deren Konsum gesetzlich geregelt werden?
Ecstasy

	%	Devraient continuer à être interdites ou être interdites		Devraient être réglementées		Devraient être disponibles sans limitations (NE PAS LIRE)	
		Should continue to be banned or should be banned		Should be regulated		Should be available without restrictions (DO NOT READ OUT)	
		Sollte (weiterhin) verboten werden		Sollte gesetzlich geregelt werden		Sollte ohne Einschränkungen verfügbar sein (NICHT VORLESEN)	
		Flash EB 401	Diff. Flash EB 330	Flash EB 401	Diff. Flash EB 330	Flash EB 401	Diff. Flash EB 330
 EU 28		91	0	8	1	0	-1
 BE		93	0	7	3	0	-1
 BG		93	0	7	1	0	0
 CZ		86	-1	13	1	0	-1
 DK		93	-2	7	2	0	0
 DE		93	-2	6	2	0	0
 EE		94	1	5	-1	0	-1
 IE		89	-3	11	5	0	-1
 EL		86	-4	13	4	0	0
 ES		94	1	5	-1	0	-1
 FR		94	4	6	-1	0	-1
 HR		96	NA	4	NA	0	NA
 IT		95	2	5	1	0	-2
 CY		95	4	5	-2	0	-1
 LV		95	5	5	-2	0	-2
 LT		94	-4	5	4	1	1
 LU		93	-1	5	-1	1	1
 HU		92	1	7	0	1	1
 MT		92	1	8	2	0	-1
 NL		86	6	14	-4	0	-1
 AT		95	2	5	1	0	-1
 PL		83	-6	15	6	0	0
 PT		90	5	8	-3	0	-1
 RO		93	0	6	1	0	-1
 SI		84	-6	15	7	1	-1
 SK		90	-1	10	3	0	-1
 FI		91	-5	7	4	0	0
 SE		93	-2	5	2	0	-1
 UK		88	-3	11	3	0	-1

Q9.3 La vente de drogues telles que le cannabis, la cocaïne, l'ecstasy et l'héroïne est officiellement interdite dans tous les Etats Membres de l'Union Européenne. La vente de substances légales telles que l'alcool et le tabac n'est pas interdite mais réglementée dans tous les pays de l'Union Européenne, ce qui signifie, par exemple, qu'il y a un âge minimum pour l'achat, qu'il existe des limites de concentration des composants actifs ou que la vente n'est autorisée que dans des magasins spécialisés et des pharmacies. Pensez-vous que les substances suivantes devraient continuer à être interdites ou être interdites ou qu'elles devraient être réglementées ?






























L'ecstasy

Q9.3 The sale of drugs such as cannabis, cocaine, ecstasy and heroin is officially banned in all EU Member States. The sale of legal substances such as alcohol and tobacco is not prohibited but is regulated in all EU countries, which means for example that there is a minimum age limit for buying, limits in the concentration of active components or licensed sales through specialised shops and pharmacies. Do you think the following substances should continue to be banned or should be banned, or should they be regulated?

Ecstasy

Q9.3 Der Verkauf von Drogen wie Cannabis, Kokain, Ecstasy und Heroin ist offiziell in allen EU-Mitgliedsstaaten verboten. Der Verkauf von zulässigen Substanzen wie Alkohol und Tabak ist nicht verboten, aber er ist in allen EU-Ländern gesetzlich geregelt. Beispiele für Regulierung sind: Altersuntergrenzen für den Kauf, Grenzwerte für die Konzentration von Wirkstoffen wie Nikotin, lizenzierter Verkauf durch spezielle Geschäfte und Apotheken. Meinen Sie, dass die folgenden Substanzen (weiterhin) verboten sein sollten oder sollte deren Konsum gesetzlich geregelt werden?

Ecstasy

	%	Autre (NE PAS LIRE) Other (DO NOT READ OUT) Andere (NICHT VORLESEN)		NSP/SR DK/NA WN/KA	
		Flash EB 401	Diff. Flash EB 330	Flash EB 401	Diff. Flash EB 330
 EU 28		0	0	1	0
 BE		0	0	0	-2
 BG		0	0	0	-1
 CZ		1	1	0	0
 DK		0	0	0	0
 DE		0	0	1	0
 EE		0	0	1	1
 IE		0	0	0	-1
 EL		0	0	1	0
 ES		0	0	1	1
 FR		0	0	0	-2
 HR		0	NA	0	NA
 IT		0	0	0	-1
 CY		0	-1	0	0
 LV		0	0	0	-1
 LT		0	0	0	-1
 LU		0	0	1	1
 HU		0	0	0	-2
 MT		0	0	0	-2
 NL		0	-1	0	0
 AT		0	0	0	-2
 PL		0	0	2	0
 PT		0	-1	2	0
 RO		0	0	1	0
 SI		0	0	0	0
 SK		0	0	0	-1
 FI		0	0	2	1
 SE		0	0	2	1
 UK		0	0	1	1

Q9.4 La vente de drogues telles que le cannabis, la cocaïne, l'ecstasy et l'héroïne est officiellement interdite dans tous les Etats Membres de l'Union Européenne. La vente de substances légales telles que l'alcool et le tabac n'est pas interdite mais réglementée dans tous les pays de l'Union Européenne, ce qui signifie, par exemple, qu'il y a un âge minimum pour l'achat, qu'il existe des limites de concentration des composants actifs ou que la vente n'est autorisée que dans des magasins spécialisés et des pharmacies. Pensez-vous que les substances suivantes devraient continuer à être interdites ou être interdites ou qu'elles devraient être réglementées ?






























L'héroïne

Q9.4 The sale of drugs such as cannabis, cocaine, ecstasy and heroin is officially banned in all EU Member States. The sale of legal substances such as alcohol and tobacco is not prohibited but is regulated in all EU countries, which means for example that there is a minimum age limit for buying, limits in the concentration of active components or licensed sales through specialised shops and pharmacies. Do you think the following substances should continue to be banned or should be banned, or should they be regulated?

Heroin

Q9.4 Der Verkauf von Drogen wie Cannabis, Kokain, Ecstasy und Heroin ist offiziell in allen EU-Mitgliedsstaaten verboten. Der Verkauf von zulässigen Substanzen wie Alkohol und Tabak ist nicht verboten, aber er ist in allen EU-Ländern gesetzlich geregelt. Beispiele für Regulierung sind: Altersuntergrenzen für den Kauf, Grenzwerte für die Konzentration von Wirkstoffen wie Nikotin, lizenzierter Verkauf durch spezielle Geschäfte und Apotheken. Meinen Sie, dass die folgenden Substanzen (weiterhin) verboten sein sollten oder sollte deren Konsum gesetzlich geregelt werden?






























Heroin

	%	Devraient continuer à être interdites ou être interdites Should continue to be banned or should be banned Sollte (weiterhin) verboten werden		Devraient être réglementées Should be regulated Sollte gesetzlich geregelt werden	
		Flash EB 401	Diff. Flash EB 330	Flash EB 401	Diff. Flash EB 330
 EU 28		96	0	4	1
 BE		95	0	5	2
 BG		97	-1	3	1
 CZ		96	-1	4	1
 DK		92	-3	6	1
 DE		96	-1	3	1
 EE		97	0	3	0
 IE		93	-4	7	4
 EL		95	-2	4	1
 ES		96	0	4	0
 FR		96	2	3	0
 HR		98	NA	2	NA
 IT		96	2	4	1
 CY		96	0	4	1
 LV		97	1	3	0
 LT		97	-1	3	2
 LU		96	-2	3	1
 HU		97	1	3	0
 MT		93	0	5	0
 NL		93	5	7	-3
 AT		97	2	3	0
 PL		92	-5	6	4
 PT		93	2	6	-1
 RO		97	-1	3	2
 SI		88	-6	11	6
 SK		96	-1	3	1
 FI		97	-1	2	0
 SE		95	-2	4	3
 UK		96	0	4	1

Q9.4 La vente de drogues telles que le cannabis, la cocaïne, l'ecstasy et l'héroïne est officiellement interdite dans tous les Etats Membres de l'Union Européenne. La vente de substances légales telles que l'alcool et le tabac n'est pas interdite mais réglementée dans tous les pays de l'Union Européenne, ce qui signifie, par exemple, qu'il y a un âge minimum pour l'achat, qu'il existe des limites de concentration des composants actifs ou que la vente n'est autorisée que dans des magasins spécialisés et des pharmacies. Pensez-vous que les substances suivantes devraient continuer à être interdites ou être interdites ou qu'elles devraient être réglementées ?
L'héroïne

Q9.4 The sale of drugs such as cannabis, cocaine, ecstasy and heroin is officially banned in all EU Member States. The sale of legal substances such as alcohol and tobacco is not prohibited but is regulated in all EU countries, which means for example that there is a minimum age limit for buying, limits in the concentration of active components or licensed sales through specialised shops and pharmacies. Do you think the following substances should continue to be banned or should be banned, or should they be regulated?
Heroin

Q9.4 Der Verkauf von Drogen wie Cannabis, Kokain, Ecstasy und Heroin ist offiziell in allen EU-Mitgliedsstaaten verboten. Der Verkauf von zulässigen Substanzen wie Alkohol und Tabak ist nicht verboten, aber er ist in allen EU-Ländern gesetzlich geregelt. Beispiele für Regulierung sind: Altersuntergrenzen für den Kauf, Grenzwerte für die Konzentration von Wirkstoffen wie Nikotin, lizenzierter Verkauf durch spezielle Geschäfte und Apotheken. Meinen Sie, dass die folgenden Substanzen (weiterhin) verboten sein sollten oder sollte deren Konsum gesetzlich geregelt werden?
Heroin

	%	Devraient être disponibles sans limitations (NE PAS LIRE) Should be available without restrictions (DO NOT READ OUT) Sollte ohne Einschränkungen verfügbar sein (NICHT VORLESEN)		Autre (NE PAS LIRE) Other (DO NOT READ OUT) Andere (NICHT VORLESEN)		NSP/SR DK/NA WN/KA	
		Flash EB 401	Diff. Flash EB 330	Flash EB 401	Diff. Flash EB 330	Flash EB 401	Diff. Flash EB 330
 EU 28		0	0	0	0	0	-1
 BE		0	-1	0	0	0	-1
 BG		0	0	0	0	0	0
 CZ		0	0	0	0	0	0
 DK		0	0	1	1	1	1
 DE		0	0	0	0	1	0
 EE		0	0	0	0	0	0
 IE		0	0	0	0	0	0
 FI		0	0	0	0	1	1
 ES		0	0	0	0	0	0
 FR		0	-1	0	0	1	-1
 HR		0	NA	0	NA	0	NA
 IT		0	-2	0	0	0	-1
 CY		0	-1	0	0	0	0
 LV		0	0	0	0	0	-1
 LT		0	0	0	0	0	-1
 LU		1	1	0	0	0	0
 HU		0	0	0	0	0	-1
 MT		1	1	0	0	1	-1
 NL		0	-1	0	-1	0	0
 AT		0	-1	0	0	0	-1
 PL		1	1	0	0	1	0
 PT		0	-1	0	0	1	0
 RO		0	-1	0	0	0	0
 SI		1	0	0	0	0	0
 SK		0	0	0	0	1	0
 FI		0	0	0	0	1	1
 SE		0	-2	0	0	1	1
 UK		0	-1	0	0	0	0

Q9.5 La vente de drogues telles que le cannabis, la cocaïne, l'ecstasy et l'héroïne est officiellement interdite dans tous les Etats Membres de l'Union Européenne. La vente de substances légales telles que l'alcool et le tabac n'est pas interdite mais réglementée dans tous les pays de l'Union Européenne, ce qui signifie, par exemple, qu'il y a un âge minimum pour l'achat, qu'il existe des limites de concentration des composants actifs ou que la vente n'est autorisée que dans des magasins spécialisés et des pharmacies. Pensez-vous que les substances suivantes devraient continuer à être interdites ou être interdites ou qu'elles devraient être réglementées ?






























L'alcool

Q9.5 The sale of drugs such as cannabis, cocaine, ecstasy and heroin is officially banned in all EU Member States. The sale of legal substances such as alcohol and tobacco is not prohibited but is regulated in all EU countries, which means for example that there is a minimum age limit for buying, limits in the concentration of active components or licensed sales through specialised shops and pharmacies. Do you think the following substances should continue to be banned or should be banned, or should they be regulated?

Alcohol

Q9.5 Der Verkauf von Drogen wie Cannabis, Kokain, Ecstasy und Heroin ist offiziell in allen EU-Mitgliedsstaaten verboten. Der Verkauf von zulässigen Substanzen wie Alkohol und Tabak ist nicht verboten, aber er ist in allen EU-Ländern gesetzlich geregelt. Beispiele für Regulierung sind: Altersuntergrenzen für den Kauf, Grenzwerte für die Konzentration von Wirkstoffen wie Nikotin, lizenzierter Verkauf durch spezielle Geschäfte und Apotheken. Meinen Sie, dass die folgenden Substanzen (weiterhin) verboten sein sollten oder sollte deren Konsum gesetzlich geregelt werden?

Alkohol

		Devraient continuer à être interdites ou être interdites		Devraient être réglementées	
		Should continue to be banned or should be banned		Should be regulated	
		Sollte (weiterhin) verboten werden		Sollte gesetzlich geregelt werden	
%		Flash EB 401	Diff. Flash EB 330	Flash EB 401	Diff. Flash EB 330
	EU 28	7	<i>0</i>	91	<i>15</i>
	BE	9	<i>1</i>	87	<i>26</i>
	BG	7	<i>2</i>	89	<i>7</i>
	CZ	3	<i>0</i>	96	<i>32</i>
	DK	2	<i>-1</i>	95	<i>26</i>
	DE	7	<i>1</i>	91	<i>2</i>
	EE	3	<i>-2</i>	94	<i>15</i>
	IE	3	<i>-2</i>	97	<i>18</i>
	EL	6	<i>1</i>	91	<i>-1</i>
	ES	7	<i>-2</i>	93	<i>18</i>
	FR	8	<i>-1</i>	90	<i>17</i>
	HR	7	<i>NA</i>	93	<i>NA</i>
	IT	11	<i>2</i>	86	<i>16</i>
	CY	4	<i>-5</i>	93	<i>22</i>
	LV	8	<i>2</i>	91	<i>19</i>
	LT	17	<i>8</i>	80	<i>6</i>
	LU	8	<i>-1</i>	83	<i>1</i>
	HU	6	<i>-1</i>	89	<i>10</i>
	MT	1	<i>-3</i>	88	<i>11</i>
	NL	1	<i>-2</i>	96	<i>34</i>
	AT	5	<i>0</i>	95	<i>14</i>
	PL	6	<i>1</i>	88	<i>13</i>
	PT	8	<i>3</i>	90	<i>21</i>
	RO	15	<i>0</i>	84	<i>14</i>
	SI	3	<i>-5</i>	86	<i>7</i>
	SK	10	<i>4</i>	87	<i>15</i>
	FI	4	<i>0</i>	91	<i>8</i>
	SE	6	<i>-3</i>	92	<i>16</i>
	UK	4	<i>0</i>	95	<i>18</i>

Q9.5 La vente de drogues telles que le cannabis, la cocaïne, l'ecstasy et l'héroïne est officiellement interdite dans tous les Etats Membres de l'Union Européenne. La vente de substances légales telles que l'alcool et le tabac n'est pas interdite mais réglementée dans tous les pays de l'Union Européenne, ce qui signifie, par exemple, qu'il y a un âge minimum pour l'achat, qu'il existe des limites de concentration des composants actifs ou que la vente n'est autorisée que dans des magasins spécialisés et des pharmacies. Pensez-vous que les substances suivantes devraient continuer à être interdites ou être interdites ou qu'elles devraient être réglementées ?






























L'alcool

Q9.5 The sale of drugs such as cannabis, cocaine, ecstasy and heroin is officially banned in all EU Member States. The sale of legal substances such as alcohol and tobacco is not prohibited but is regulated in all EU countries, which means for example that there is a minimum age limit for buying, limits in the concentration of active components or licensed sales through specialised shops and pharmacies. Do you think the following substances should continue to be banned or should be banned, or should they be regulated?

Alcohol

Q9.5 Der Verkauf von Drogen wie Cannabis, Kokain, Ecstasy und Heroin ist offiziell in allen EU-Mitgliedsstaaten verboten. Der Verkauf von zulässigen Substanzen wie Alkohol und Tabak ist nicht verboten, aber er ist in allen EU-Ländern gesetzlich geregelt. Beispiele für Regulierung sind: Altersuntergrenzen für den Kauf, Grenzwerte für die Konzentration von Wirkstoffen wie Nikotin, lizenzierter Verkauf durch spezielle Geschäfte und Apotheken. Meinen Sie, dass die folgenden Substanzen (weiterhin) verboten sein sollten oder sollte deren Konsum gesetzlich geregelt werden?

Alkohol

		Devraient être disponibles sans limitations (NE PAS LIRE) Should be available without restrictions (DO NOT READ OUT) Sollte ohne Einschränkungen verfügbar sein (NICHT VORLESEN)		Autre (NE PAS LIRE) Other (DO NOT READ OUT) Andere (NICHT VORLESEN)		NSP/SR DK/NA WN/KA	
%		Flash EB 401	Diff. Flash EB 330	Flash EB 401	Diff. Flash EB 330	Flash EB 401	Diff. Flash EB 330
	EU 28	2	-14	0	-1	0	0
	BE	3	-26	1	0	0	-1
	BG	2	-11	1	1	1	1
	CZ	1	-31	0	-1	0	0
	DK	3	-21	0	-4	0	0
	DE	1	-3	0	0	1	0
	EE	2	-14	0	0	1	1
	IE	0	-16	0	0	0	0
	EL	3	0	0	0	0	0
	ES	0	-16	0	0	0	0
	FR	1	-14	0	-2	1	0
	HR	0	NA	0	NA	0	NA
	IT	2	-18	1	0	0	0
	CY	3	-17	0	0	0	0
	LV	1	-21	0	0	0	0
	LT	2	-14	0	0	1	0
	LU	7	-2	2	2	0	0
	HU	4	-9	0	-1	1	1
	MT	11	-7	0	-1	0	0
	NL	2	-31	1	-1	0	0
	AT	0	-11	0	-1	0	-2
	PL	5	-14	0	-1	1	1
	PT	1	-23	0	-2	1	1
	RO	0	-14	1	1	0	-1
	SI	11	-2	0	0	0	0
	SK	3	-19	0	0	0	0
	FI	2	-11	3	3	0	0
	SE	2	-12	0	-1	0	0
	UK	1	-17	0	-1	0	0

Q9.6 La vente de drogues telles que le cannabis, la cocaïne, l'ecstasy et l'héroïne est officiellement interdite dans tous les Etats Membres de l'Union Européenne. La vente de substances légales telles que l'alcool et le tabac n'est pas interdite mais réglementée dans tous les pays de l'Union Européenne, ce qui signifie, par exemple, qu'il y a un âge minimum pour l'achat, qu'il existe des limites de concentration des composants actifs ou que la vente n'est autorisée que dans des magasins spécialisés et des pharmacies. Pensez-vous que les substances suivantes devraient continuer à être interdites ou être interdites ou qu'elles devraient être réglementées ?






























La cocaïne

Q9.6 The sale of drugs such as cannabis, cocaine, ecstasy and heroin is officially banned in all EU Member States. The sale of legal substances such as alcohol and tobacco is not prohibited but is regulated in all EU countries, which means for example that there is a minimum age limit for buying, limits in the concentration of active components or licensed sales through specialised shops and pharmacies. Do you think the following substances should continue to be banned or should be banned, or should they be regulated?

Cocaine

Q9.6 Der Verkauf von Drogen wie Cannabis, Kokain, Ecstasy und Heroin ist offiziell in allen EU-Mitgliedsstaaten verboten. Der Verkauf von zulässigen Substanzen wie Alkohol und Tabak ist nicht verboten, aber er ist in allen EU-Ländern gesetzlich geregelt. Beispiele für Regulierung sind: Altersuntergrenzen für den Kauf, Grenzwerte für die Konzentration von Wirkstoffen wie Nikotin, lizenzierter Verkauf durch spezielle Geschäfte und Apotheken. Meinen Sie, dass die folgenden Substanzen (weiterhin) verboten sein sollten oder sollte deren Konsum gesetzlich geregelt werden?

Kokain

	%	Devraient continuer à être interdites ou être interdites Should continue to be banned or should be banned Sollte (weiterhin) verboten werden		Devraient être réglementées Should be regulated Sollte gesetzlich geregelt werden		Devraient être disponibles sans limitations (NE PAS LIRE) Should be available without restrictions (DO NOT READ OUT) Sollte ohne Einschränkungen verfügbar sein (NICHT VORLESEN)	
		Flash EB 401	Diff. Flash EB 330	Flash EB 401	Diff. Flash EB 330	Flash EB 401	Diff. Flash EB 330
 EU 28		93	0	7	2	0	-1
 BE		95	2	5	0	0	-1
 BG		95	-1	5	1	0	0
 CZ		93	-3	6	2	0	0
 DK		90	-4	8	3	1	0
 DE		93	-2	7	3	0	0
 EE		95	-1	4	1	0	0
 IE		91	-3	9	4	0	-1
 EL		91	-4	8	3	1	1
 ES		94	0	6	1	0	-1
 FR		94	2	6	1	0	-1
 HR		95	NA	5	NA	0	NA
 IT		94	1	6	1	0	-1
 CY		95	1	5	0	0	-1
 LV		95	1	5	1	0	-1
 LT		96	-3	3	2	1	1
 LU		95	-1	4	0	1	1
 HU		96	1	4	1	0	-1
 MT		90	-2	9	4	0	-1
 NL		86	0	13	1	1	0
 AT		95	2	5	0	0	-1
 PL		90	-3	9	4	0	-1
 PT		91	1	8	0	1	0
 RO		95	-2	5	3	0	-1
 SI		84	-7	16	8	0	-1
 SK		95	-2	5	3	0	0
 FI		95	-2	4	1	0	0
 SE		94	-2	5	3	0	-1
 UK		92	0	8	1	0	-1

Q9.6 La vente de drogues telles que le cannabis, la cocaïne, l'ecstasy et l'héroïne est officiellement interdite dans tous les Etats Membres de l'Union Européenne. La vente de substances légales telles que l'alcool et le tabac n'est pas interdite mais réglementée dans tous les pays de l'Union Européenne, ce qui signifie, par exemple, qu'il y a un âge minimum pour l'achat, qu'il existe des limites de concentration des composants actifs ou que la vente n'est autorisée que dans des magasins spécialisés et des pharmacies. Pensez-vous que les substances suivantes devraient continuer à être interdites ou être interdites ou qu'elles devraient être réglementées ?






























La cocaïne

Q9.6 The sale of drugs such as cannabis, cocaine, ecstasy and heroin is officially banned in all EU Member States. The sale of legal substances such as alcohol and tobacco is not prohibited but is regulated in all EU countries, which means for example that there is a minimum age limit for buying, limits in the concentration of active components or licensed sales through specialised shops and pharmacies. Do you think the following substances should continue to be banned or should be banned, or should they be regulated?

Cocaine

Q9.6 Der Verkauf von Drogen wie Cannabis, Kokain, Ecstasy und Heroin ist offiziell in allen EU-Mitgliedsstaaten verboten. Der Verkauf von zulässigen Substanzen wie Alkohol und Tabak ist nicht verboten, aber er ist in allen EU-Ländern gesetzlich geregelt. Beispiele für Regulierung sind: Altersuntergrenzen für den Kauf, Grenzwerte für die Konzentration von Wirkstoffen wie Nikotin, lizenzierter Verkauf durch spezielle Geschäfte und Apotheken. Meinen Sie, dass die folgenden Substanzen (weiterhin) verboten sein sollten oder sollte deren Konsum gesetzlich geregelt werden?






























Kokain

		Autre (NE PAS LIRE) Other (DO NOT READ OUT) Andere (NICHT VORLESEN)		NSP/SR DK/NA WN/KA	
%		Flash EB 401	Diff. Flash EB 330	Flash EB 401	Diff. Flash EB 330
	EU 28	0	0	0	-1
	BE	0	0	0	-1
	BG	0	0	0	0
	CZ	1	1	0	0
	DK	0	0	1	1
	DE	0	0	0	-1
	EE	0	0	1	0
	IE	0	0	0	0
	EL	0	0	0	0
	ES	0	0	0	0
	FR	0	0	0	-2
	HR	0	NA	0	NA
	IT	0	0	0	-1
	CY	0	0	0	0
	LV	0	0	0	-1
	LT	0	0	0	0
	LU	0	0	0	0
	HU	0	0	0	-1
	MT	0	-1	1	0
	NL	0	-1	0	0
	AT	0	0	0	-1
	PL	0	0	1	0
	PT	0	0	0	-1
	RO	0	0	0	0
	SI	0	0	0	0
	SK	0	0	0	-1
	FI	0	0	1	1
	SE	0	-1	1	1
	UK	0	0	0	0

Q10 Quelle serait la manière appropriée de gérer les nouvelles substances qui imitent les effets des drogues illicites et qui sont vendue en tant que substances légales ?

Q10 What would be an appropriate way to handle new substances that imitate the effects of illicit drugs and that are sold as legal substances?

Q10 Was wäre ein geeigneter Weg mit neuen Substanzen umzugehen, die die Effekte illegaler Drogen imitieren und als legale Substanzen verkauft werden?

		Mettre en place une réglementation		Les interdire uniquement si elles présentent un risque pour la santé		Les interdire en toutes circonstances		Ne rien faire		Autre (NE PAS LIRE)		NSP/SR	
		Introduce regulation		Ban them only if they pose a risk to health		Ban them under any circumstance		Do nothing		Other (DO NOT READ OUT)		DK/NA	
		Regulierung einführen		Nur verbieten, wenn sie ein Gesundheitsrisiko darstellen		Unter jeden Umständen verbieten		Nichts tun		Anderes (NICHT VORLESEN)		WN/KA	
		Flash EB 401	Diff. Flash EB 330	Flash EB 401	Diff. Flash EB 330	Flash EB 401	Diff. Flash EB 330	Flash EB 401	Diff. Flash EB 330	Flash EB 401	Diff. Flash EB 330	Flash EB 401	Diff. Flash EB 330
	EU 28	15	0	47	0	35	1	1	-1	1	0	1	0
	BE	16	-2	42	-2	38	6	3	0	0	-1	1	-1
	BG	10	0	40	-8	45	5	3	2	0	-1	2	2
	CZ	13	-2	55	8	30	-5	2	0	0	0	0	-1
	DK	9	1	44	-6	43	3	1	0	1	1	2	1
	DE	8	-12	44	0	46	16	1	-1	1	-1	0	-2
	EE	9	-5	45	-7	40	9	2	0	1	1	3	2
	IE	17	3	53	2	29	-4	1	-1	0	0	0	0
	EL	21	3	41	-1	32	-5	4	1	1	1	1	1
	ES	16	1	52	9	29	-10	1	0	1	0	1	0
	FR	23	3	47	-1	28	3	2	0	0	-2	0	-3
	HR	15	NA	43	NA	40	NA	1	NA	0	NA	1	NA
	IT	10	0	56	8	31	-8	1	0	1	1	1	-1
	CY	11	1	43	5	37	-11	6	3	0	0	3	2
	LV	8	-8	28	-14	63	25	1	-2	0	0	0	-1
	LT	8	-4	50	1	38	0	2	2	0	0	2	1
	LU	13	-9	44	-3	42	15	1	-2	0	0	0	-1
	HU	14	-3	34	-1	51	5	1	0	0	0	0	-1
	MT	18	2	46	-5	30	0	4	2	0	0	2	1
	NL	21	7	43	-10	32	3	3	1	0	-1	1	0
	AT	15	-4	44	12	39	3	0	-4	1	-5	1	-2
	PL	15	-1	42	-6	39	7	3	2	1	0	0	-2
	PT	14	-7	47	1	38	9	0	-1	0	0	1	-2
	RO	7	4	39	8	53	-11	0	-1	1	1	0	-1
	SI	14	-3	45	-8	37	9	2	0	1	1	1	1
	SK	14	-4	49	5	35	-1	2	1	0	0	0	-1
	FI	14	4	40	-5	42	3	2	-3	0	0	2	1
	SE	12	2	40	5	43	-6	2	-1	1	1	2	-1
	UK	19	7	51	-7	25	-1	2	-1	1	1	2	1

Q11.1 Dans quelle mesure serait-il difficile ou facile pour vous personnellement d'obtenir les substances suivantes sous 24 heures si vous le souhaitiez ?






























Du cannabis

Q11.1 How difficult or easy do you think it would be for you personally to obtain the following substances within 24 hours?

Cannabis

Q11.1 Wie schwierig oder leicht glauben Sie wäre es für Sie persönlich, sich die folgenden Substanzen innerhalb von 24 Stunden zu beschaffen?

Cannabis

	%	Impossible		Très difficile		Assez difficile		Assez facile		Très facile		NSP/SR		Total 'Difficile'		Total 'Facile'	
		Impossible		Very difficult		Fairly difficult		Fairly easy		Very easy		DK/NA		Total 'Difficult'		Total 'Easy'	
		Unmöglich		Sehr schwierig		Ziemlich schwierig		Ziemlich einfach		Sehr einfach		WN/KA		Total 'Difficile'		Total 'Facile'	
		Flash EB 401	Diff. Flash EB 330	Flash EB 401	Diff. Flash EB 330	Flash EB 401	Diff. Flash EB 330	Flash EB 401	Diff. Flash EB 330	Flash EB 401	Diff. Flash EB 330	Flash EB 401	Diff. Flash EB 330	Flash EB 401	Diff. Flash EB 330	Flash EB 401	Diff. Flash EB 330
 EU 28		12	1	12	-1	17	2	29	1	29	0	1	-3	29	1	58	1
 BE		11	2	16	6	13	2	34	2	25	-8	1	-4	29	8	59	-6
 BG		11	3	14	3	15	-3	28	-3	27	0	5	0	29	0	55	-3
 CZ		5	0	9	2	17	5	31	7	38	-13	0	-1	26	7	69	-6
 DK		6	-1	11	3	16	2	25	-1	41	-1	1	-2	27	5	66	-2
 DE		10	-3	12	-4	20	-1	29	4	28	5	1	-1	32	-5	57	9
 EE		12	-1	15	3	21	3	33	-2	17	-3	2	0	36	6	50	-5
 IE		8	-3	7	-3	12	1	32	0	40	5	1	0	19	-2	72	5
 FI		36	8	11	-5	19	-5	18	-2	15	5	1	-1	30	-10	33	3
 ES		6	2	9	4	13	-2	30	-4	41	2	1	-2	22	2	71	-2
 FR		13	4	11	-2	13	2	31	5	32	-4	0	-5	24	0	63	1
 HR		14	NA	15	NA	15	NA	25	NA	29	NA	2	NA	30	NA	54	NA
 IT		7	2	9	3	13	4	36	-2	34	-1	1	-6	22	7	70	-3
 CY		24	-20	24	6	18	2	16	2	16	9	2	1	42	8	32	11
 LV		21	6	17	6	23	3	26	-1	12	-12	1	-2	40	9	38	-13
 LT		18	6	17	4	24	-1	28	-4	12	-3	1	-2	41	3	40	-7
 LU		10	-2	16	6	15	-8	34	7	22	-3	3	0	31	-2	56	4
 HU		20	6	16	2	21	3	23	-7	17	-1	3	-3	37	5	40	-8
 MT		25	9	20	3	21	6	17	-8	15	1	2	-11	41	9	32	-7
 NL		14	9	15	1	13	3	21	-3	37	-8	0	-2	28	4	58	-11
 AT		14	-1	10	-8	22	5	27	1	26	6	1	-3	32	-3	53	7
 PL		13	-1	13	1	21	3	29	-1	22	2	2	-4	34	4	51	1
 PT		7	-8	10	-8	29	17	36	17	13	-17	5	-1	39	9	49	0
 RO		40	19	15	-6	25	3	14	-2	5	-7	1	-7	40	-3	19	-9
 SI		10	-3	13	-1	16	-1	19	-6	42	11	0	0	29	-2	61	5
 SK		6	-2	11	-2	19	8	29	8	34	-11	1	-1	30	6	63	-3
 FI		15	-7	21	2	25	2	25	4	14	0	0	-1	46	4	39	4
 SE		10	-4	13	-5	23	3	29	3	25	7	0	-4	36	-2	54	10
 UK		9	-1	11	-2	13	0	33	4	33	1	1	-2	24	-2	66	5

Q11.2 Dans quelle mesure serait-il difficile ou facile pour vous personnellement d'obtenir les substances suivantes sous 24 heures si vous le souhaitiez ?






























De l'alcool

Q11.2 How difficult or easy do you think it would be for you personally to obtain the following substances within 24 hours?

Alcohol

Q11.2 Wie schwierig oder leicht glauben Sie wäre es für Sie persönlich, sich die folgenden Substanzen innerhalb von 24 Stunden zu beschaffen?

Alkohol

		Impossible		Très difficile		Assez difficile		Assez facile		Très facile		NSP/SR		Total 'Difficile'		Total 'Facile'	
		Impossible		Very difficult		Fairly difficult		Fairly easy		Very easy		DK/NA		Total 'Difficult'		Total 'Easy'	
		Unmöglich		Sehr schwierig		Ziemlich schwierig		Ziemlich einfach		Sehr einfach		WN/KA		Total 'Difficile'		Total 'Facile'	
		Flash EB 401	Diff. Flash EB 330	Flash EB 401	Diff. Flash EB 330	Flash EB 401	Diff. Flash EB 330	Flash EB 401	Diff. Flash EB 330	Flash EB 401	Diff. Flash EB 330	Flash EB 401	Diff. Flash EB 330	Flash EB 401	Diff. Flash EB 330	Flash EB 401	Diff. Flash EB 330
	EU 28	1	0	1	0	2	0	15	1	81	-1	0	0	3	0	96	0
	BE	2	2	2	1	2	1	16	2	78	-5	0	-1	4	2	94	-3
	BG	1	0	1	0	1	0	14	-2	82	1	1	1	2	0	96	-1
	CZ	0	0	1	0	2	2	7	-1	90	-1	0	0	3	2	97	-2
	DK	0	0	0	-1	1	0	4	0	95	1	0	0	1	-1	99	1
	DE	0	-1	0	-1	1	0	13	-2	86	4	0	0	1	-1	99	2
	EE	1	1	0	-2	2	-1	24	4	73	-2	0	0	2	-3	97	2
	IE	0	-1	2	2	2	-1	12	-2	84	2	0	0	4	1	96	0
	EL	5	2	4	0	9	3	28	-1	53	-5	1	1	13	3	81	-6
	ES	0	0	1	1	1	-2	11	-2	87	3	0	0	2	-1	98	1
	FR	2	1	2	1	3	2	19	6	74	-9	0	-1	5	3	93	-3
	HR	0	NA	0	NA	0	NA	7	NA	93	NA	0	NA	0	NA	100	NA
	IT	0	-1	2	1	3	2	14	-1	81	0	0	-1	5	3	95	-1
	CY	8	2	2	-3	1	-5	24	0	65	6	0	0	3	-8	89	6
	LV	0	0	1	1	3	2	17	3	79	-6	0	0	4	3	96	-3
	LT	0	0	1	0	3	0	19	-1	77	1	0	0	4	0	96	0
	LU	1	1	2	-1	4	1	13	-2	80	1	0	0	6	0	93	-1
	HU	1	0	2	2	1	-1	21	4	75	-5	0	0	3	1	96	-1
	MT	1	1	0	0	6	5	15	-2	78	-3	0	-1	6	5	93	-5
	NL	0	0	1	0	3	2	10	2	86	-2	0	-2	4	2	96	0
	AT	0	-1	0	-1	1	0	7	-6	92	9	0	-1	1	-1	99	3
	PL	1	0	1	0	2	0	12	-4	84	4	0	0	3	0	96	0
	PT	1	0	1	-1	4	3	37	23	57	-25	0	0	5	2	94	-2
	RO	3	2	2	1	4	2	22	7	69	-11	0	-1	6	3	91	-4
	SI	1	0	1	0	1	-2	10	-2	87	4	0	0	2	-2	97	2
	SK	0	-1	2	1	1	-1	11	1	86	0	0	0	3	0	97	1
	FI	2	1	2	0	3	2	15	5	78	-8	0	0	5	2	93	-3
	SE	1	1	1	-1	3	0	16	2	79	-2	0	0	4	-1	95	0
	UK	2	1	1	-1	3	1	13	-2	80	0	1	1	4	0	93	-2

Q11.3 Dans quelle mesure serait-il difficile ou facile pour vous personnellement d'obtenir les substances suivantes sous 24 heures si vous le souhaitiez ?






























De la cocaïne

Q11.3 How difficult or easy do you think it would be for you personally to obtain the following substances within 24 hours?

Cocaine

Q11.3 Wie schwierig oder leicht glauben Sie wäre es für Sie persönlich, sich die folgenden Substanzen innerhalb von 24 Stunden zu beschaffen?

Kokain

		Impossible		Très difficile		Assez difficile		Assez facile		Très facile		NSP/SR		Total 'Difficile'		Total 'Facile'	
		Impossible		Very difficult		Fairly difficult		Fairly easy		Very easy		DK/NA		Total 'Difficult'		Total 'Easy'	
		Unmöglich		Sehr schwierig		Ziemlich schwierig		Ziemlich einfach		Sehr einfach		WN/KA		Total 'Difficile'		Total 'Facile'	
		Flash EB 401	Diff. Flash EB 330	Flash EB 401	Diff. Flash EB 330	Flash EB 401	Diff. Flash EB 330	Flash EB 401	Diff. Flash EB 330	Flash EB 401	Diff. Flash EB 330	Flash EB 401	Diff. Flash EB 330	Flash EB 401	Diff. Flash EB 330	Flash EB 401	Diff. Flash EB 330
	EU 28	24	5	23	-5	26	0	17	3	8	0	2	-3	49	-5	25	3
	BE	22	12	27	-6	24	-7	20	7	6	1	1	-7	51	-13	26	8
	BG	19	1	22	-4	25	-5	20	6	8	0	6	2	47	-9	28	6
	CZ	29	1	39	0	21	-4	8	3	3	0	0	0	60	-4	11	3
	DK	11	-2	18	1	25	-4	26	3	18	1	2	1	43	-3	44	4
	DE	23	-2	25	-7	33	6	14	5	4	-2	1	0	58	-1	18	3
	EE	28	-3	35	6	24	-4	8	1	2	-1	3	1	59	2	10	0
	IE	18	3	20	-7	25	1	21	5	15	0	1	-2	45	-6	36	5
	EL	52	10	11	-8	21	-5	10	2	5	1	1	0	32	-13	15	3
	ES	14	8	21	6	27	-4	23	-7	13	0	2	-3	48	2	36	-7
	FR	26	11	23	-9	25	-2	19	9	6	-4	1	-5	48	-11	25	5
	HR	29	NA	29	NA	24	NA	10	NA	6	NA	2	NA	53	NA	16	NA
	IT	23	13	20	1	23	-1	22	-3	9	-2	3	-8	43	0	31	-5
	CY	31	-10	24	-5	19	5	15	6	8	2	3	2	43	0	23	8
	LV	43	16	21	-5	23	-8	9	1	2	-2	2	-2	44	-13	11	-1
	LT	35	11	29	-3	26	-3	7	-1	2	-1	1	-3	55	-6	9	-2
	LU	24	2	29	-4	29	-3	12	3	4	2	2	0	58	-7	16	5
	HU	31	3	29	1	21	-1	10	1	6	2	3	-6	50	0	16	3
	MT	30	12	29	7	13	-12	15	1	10	2	3	-10	42	-5	25	3
	NL	20	11	27	-11	24	-4	16	4	12	1	1	-1	51	-15	28	5
	AT	31	6	22	-10	28	0	13	6	5	1	1	-3	50	-10	18	7
	PL	33	8	23	-4	26	-2	12	1	5	1	1	-4	49	-6	17	2
	PT	11	-10	16	-11	39	19	23	12	5	-7	6	-3	55	8	28	5
	RO	44	17	21	-8	22	-1	8	-4	4	-1	1	-3	43	-9	12	-5
	SI	24	7	34	3	21	-11	12	2	9	-1	0	0	55	-8	21	1
	SK	25	-2	35	-3	26	5	9	2	3	-2	2	0	61	2	12	0
	FI	38	0	34	0	21	1	5	0	1	-1	1	0	55	1	6	-1
	SE	18	-7	28	3	30	0	16	5	8	3	0	-4	58	3	24	8
	UK	17	-1	21	-6	25	1	22	7	14	1	1	-2	46	-5	36	8

Q11.4 Dans quelle mesure serait-il difficile ou facile pour vous personnellement d'obtenir les substances suivantes sous 24 heures si vous le souhaitiez ?






























De l'ecstasy

Q11.4 How difficult or easy do you think it would be for you personally to obtain the following substances within 24 hours?

Ecstasy

Q11.4 Wie schwierig oder leicht glauben Sie wäre es für Sie persönlich, sich die folgenden Substanzen innerhalb von 24 Stunden zu beschaffen?

Ecstasy

		Impossible		Très difficile		Assez difficile		Assez facile		Très facile		NSP/SR		Total 'Difficile'		Total 'Facile'	
		Impossible		Very difficult		Fairly difficult		Fairly easy		Very easy		DK/NA		Total 'Difficult'		Total 'Easy'	
		Unmöglich		Sehr schwierig		Ziemlich schwierig		Ziemlich einfach		Sehr einfach		WN/KA		Total 'Difficile'		Total 'Facile'	
		Flash EB 401	Diff. Flash EB 330	Flash EB 401	Diff. Flash EB 330	Flash EB 401	Diff. Flash EB 330	Flash EB 401	Diff. Flash EB 330	Flash EB 401	Diff. Flash EB 330	Flash EB 401	Diff. Flash EB 330	Flash EB 401	Diff. Flash EB 330	Flash EB 401	Diff. Flash EB 330
	EU 28	24	4	24	-4	27	2	16	2	7	-1	2	-3	51	-2	23	1
	BE	18	6	24	-13	33	5	19	8	5	0	1	-6	57	-8	24	8
	BG	17	1	19	-5	24	-4	23	3	11	3	6	2	43	-9	34	6
	CZ	21	0	31	-4	23	-1	17	6	8	0	0	-1	54	-5	25	6
	DK	10	-5	21	4	24	-7	27	8	16	0	2	0	45	-3	43	8
	DE	22	-4	28	-2	30	3	14	4	5	-1	1	0	58	1	19	3
	EE	26	-2	31	3	24	-3	13	3	3	-1	3	0	55	0	16	2
	IE	14	0	13	-15	25	2	29	12	19	4	0	-3	38	-13	48	16
	EL	48	7	13	-5	21	-3	11	0	6	2	1	-1	34	-8	17	2
	ES	17	9	29	8	30	-4	15	-7	7	-2	2	-4	59	4	22	-9
	FR	27	10	25	-11	27	2	15	8	5	-3	1	-6	52	-9	20	5
	HR	21	NA	27	NA	25	NA	17	NA	8	NA	2	NA	52	NA	25	NA
	IT	23	12	24	4	26	1	18	-6	6	-3	3	-8	50	5	24	-9
	CY	31	-15	25	-1	19	5	13	5	9	5	3	1	44	4	22	10
	LV	32	13	21	1	27	-1	13	-5	5	-5	2	-3	48	0	18	-10
	LT	32	10	27	-2	28	2	8	-6	3	-2	2	-2	55	0	11	-8
	LU	26	5	28	-5	28	-3	12	3	3	1	3	-1	56	-8	15	4
	HU	27	2	22	-1	25	5	16	-2	7	1	3	-5	47	4	23	-1
	MT	29	10	30	4	17	-4	13	-2	8	1	3	-9	47	0	21	-1
	NL	18	10	23	-11	25	-2	20	4	13	1	1	-2	48	-13	33	5
	AT	27	1	24	-6	24	0	17	7	6	0	2	-2	48	-6	23	7
	PL	29	3	22	-2	27	0	14	1	6	1	2	-3	49	-2	20	2
	PT	10	-10	16	-11	42	21	21	9	5	-5	6	-4	58	10	26	4
	RO	42	17	18	-10	25	4	9	-6	5	-1	1	-4	43	-6	14	-7
	SI	22	5	26	-4	26	-5	17	5	9	-1	0	0	52	-9	26	4
	SK	16	-8	30	-2	29	6	14	4	9	0	2	0	59	4	23	4
	FI	34	-5	32	0	23	3	8	2	2	0	1	0	55	3	10	2
	SE	18	-5	22	-6	35	7	15	2	9	5	1	-3	57	1	24	7
	UK	19	1	25	-4	25	5	18	0	11	0	2	-2	50	1	29	0

Q11.5 Dans quelle mesure serait-il difficile ou facile pour vous personnellement d'obtenir les substances suivantes sous 24 heures si vous le souhaitiez ?






























Du tabac

Q11.5 How difficult or easy do you think it would be for you personally to obtain the following substances within 24 hours?

Tobacco

Q11.5 Wie schwierig oder leicht glauben Sie wäre es für Sie persönlich, sich die folgenden Substanzen innerhalb von 24 Stunden zu beschaffen?

Tabak

	%	Impossible		Très difficile		Assez difficile		Assez facile		Très facile		NSP/SR		Total 'Difficile'		Total 'Facile'	
		Impossible		Very difficult		Fairly difficult		Fairly easy		Very easy		DK/NA		Total 'Difficult'		Total 'Easy'	
		Unmöglich		Sehr schwierig		Ziemlich schwierig		Ziemlich einfach		Sehr einfach		WN/KA		Total 'Difficile'		Total 'Facile'	
		Flash EB 401	Diff. Flash EB 330	Flash EB 401	Diff. Flash EB 330	Flash EB 401	Diff. Flash EB 330	Flash EB 401	Diff. Flash EB 330	Flash EB 401	Diff. Flash EB 330	Flash EB 401	Diff. Flash EB 330	Flash EB 401	Diff. Flash EB 330	Flash EB 401	Diff. Flash EB 330
	EU 28	2	1	2	1	3	1	14	0	79	-2	0	-1	5	2	93	-2
	BE	3	2	2	1	3	1	13	1	79	-4	0	-1	5	2	92	-3
	BG	2	1	2	1	0	-2	13	-1	82	0	1	1	2	-1	95	-1
	CZ	0	-1	0	-1	3	2	11	5	86	-5	0	0	3	1	97	0
	DK	0	0	1	0	1	-1	8	-1	90	3	0	-1	2	-1	98	2
	DE	0	-1	0	-2	1	-1	18	2	81	2	0	0	1	-3	99	4
	EE	1	1	0	-3	3	0	22	5	74	-3	0	0	3	-3	96	2
	IE	3	1	2	0	4	1	13	0	78	-2	0	0	6	1	91	-2
	EL	15	5	6	1	5	-2	20	-3	53	-2	1	1	11	-1	73	-5
	ES	1	1	1	0	1	0	10	1	86	-3	1	1	2	0	96	-2
	FR	3	2	3	1	1	0	16	5	77	-7	0	-1	4	1	93	-2
	HR	1	NA	1	NA	1	NA	8	NA	89	NA	0	NA	2	NA	97	NA
	IT	2	0	1	0	3	2	9	-5	85	5	0	-2	4	2	94	0
	CY	10	-4	5	1	6	3	20	2	58	-3	1	1	11	4	78	-1
	LV	2	2	1	0	3	0	19	5	74	-8	1	1	4	0	93	-3
	LT	2	1	1	-1	2	-2	19	2	75	-1	1	1	3	-3	94	1
	LU	1	1	2	0	5	3	16	2	76	-6	0	0	7	3	92	-4
	HU	1	0	1	1	2	0	20	5	76	-6	0	0	3	1	96	-1
	MT	4	4	2	1	8	6	13	-4	73	-5	0	-2	10	7	86	-9
	NL	1	1	2	1	3	1	9	1	85	-2	0	-2	5	2	94	-1
	AT	0	-1	1	0	1	-1	8	-3	90	7	0	-2	2	-1	98	4
	PL	1	0	1	-1	2	-1	11	-3	85	6	0	-1	3	-2	96	3
	PT	0	-2	2	0	6	5	36	23	56	-26	0	0	8	5	92	-3
	RO	3	2	2	1	3	2	17	5	75	-9	0	-1	5	3	92	-4
	SI	1	-1	2	0	2	-1	12	-5	83	7	0	0	4	-1	95	2
	SK	1	0	1	0	2	0	10	-2	86	2	0	0	3	0	96	0
	FI	1	-1	2	1	4	1	14	6	79	-7	0	0	6	2	93	-1
	SE	1	-2	2	-1	4	3	14	5	79	-5	0	0	6	2	93	0
	UK	2	0	2	1	5	3	18	-1	73	-3	0	0	7	4	91	-4

Q11.6 Dans quelle mesure serait-il difficile ou facile pour vous personnellement d'obtenir les substances suivantes sous 24 heures si vous le souhaitiez ?






























De l'héroïne

Q11.6 How difficult or easy do you think it would be for you personally to obtain the following substances within 24 hours?

Heroin

Q11.6 Wie schwierig oder leicht glauben Sie wäre es für Sie persönlich, sich die folgenden Substanzen innerhalb von 24 Stunden zu beschaffen?

Heroin

		Impossible		Très difficile		Assez difficile		Assez facile		Très facile		NSP/SR		Total 'Difficile'		Total 'Facile'	
		Impossible		Very difficult		Fairly difficult		Fairly easy		Very easy		DK/NA		Total 'Difficult'		Total 'Easy'	
		Unmöglich		Sehr schwierig		Ziemlich schwierig		Ziemlich einfach		Sehr einfach		WN/KA		Total 'Difficile'		Total 'Facile'	
		Flash EB 401	Diff. Flash EB 330	Flash EB 401	Diff. Flash EB 330	Flash EB 401	Diff. Flash EB 330	Flash EB 401	Diff. Flash EB 330	Flash EB 401	Diff. Flash EB 330	Flash EB 401	Diff. Flash EB 330	Flash EB 401	Diff. Flash EB 330	Flash EB 401	Diff. Flash EB 330
	%																
	EU 28	30	6	31	-5	24	2	9	1	4	-1	2	-3	55	-3	13	0
	BE	26	12	33	-15	28	8	9	2	3	-1	1	-6	61	-7	12	1
	BG	22	-2	28	-4	23	-2	14	5	6	1	7	2	51	-6	20	6
	CZ	32	2	39	-9	21	6	5	2	3	0	0	-1	60	-3	8	2
	DK	14	-6	26	2	26	-2	21	5	10	0	3	1	52	0	31	5
	DE	32	0	32	-5	25	4	8	3	2	-2	1	0	57	-1	10	1
	EE	31	-3	37	0	20	-2	6	4	2	0	4	1	57	-2	8	4
	IE	25	4	29	-14	28	10	12	3	5	-2	1	-1	57	-4	17	1
	EL	54	7	14	-6	18	-2	9	0	4	1	1	0	32	-8	13	1
	ES	20	12	33	5	30	-3	13	-3	3	-4	1	-7	63	2	16	-7
	FR	30	13	31	-15	23	4	11	6	4	-2	1	-6	54	-11	15	4
	HR	31	NA	32	NA	20	NA	10	NA	5	NA	2	NA	52	NA	15	NA
	IT	27	13	29	0	24	1	12	-3	5	-3	3	-8	53	1	17	-6
	CY	32	-11	31	0	15	2	13	7	7	2	2	0	46	2	20	9
	LV	45	15	22	-11	22	1	6	0	2	-3	3	-2	44	-10	8	-3
	LT	37	12	30	-6	25	-1	5	-2	1	-2	2	-1	55	-7	6	-4
	LU	28	-2	34	0	20	-4	12	4	2	0	4	2	54	-4	14	4
	HU	36	-2	27	-6	21	6	9	3	4	2	3	-3	48	0	13	5
	MT	36	15	32	0	17	-1	8	-4	4	1	3	-11	49	-1	12	-3
	NL	25	11	35	-8	24	-3	12	6	3	-3	1	-3	59	-11	15	3
	AT	36	3	27	-8	23	4	9	3	4	1	1	-3	50	-4	13	4
	PL	38	10	26	-7	23	-1	8	1	4	1	1	-4	49	-8	12	2
	PT	13	-11	17	-15	41	26	19	10	5	-4	5	-6	58	11	24	6
	RO	49	20	17	-10	21	-2	8	-3	4	-1	1	-4	38	-12	12	-4
	SI	28	6	41	-1	18	-6	8	3	4	-3	1	1	59	-7	12	0
	SK	26	-4	36	-9	26	10	8	5	2	-1	2	-1	62	1	10	4
	FI	42	-4	37	1	16	2	3	1	1	-1	1	1	53	3	4	0
	SE	24	-6	30	2	30	4	11	2	4	1	1	-3	60	6	15	3
	UK	29	4	38	-3	21	5	6	-1	4	-2	2	-3	59	2	10	-3

Q11.7 Dans quelle mesure serait-il difficile ou facile pour vous personnellement d'obtenir les substances suivantes sous 24 heures si vous le souhaitiez ?


























Des nouvelles substances qui imitent les effets des drogues illicites

Q11.7 How difficult or easy do you think it would be for you personally to obtain the following substances within 24 hours?

New substances that imitate the effects of illicit drugs

Q11.7 Wie schwierig oder leicht glauben Sie wäre es für Sie persönlich, sich die folgenden Substanzen innerhalb von 24 Stunden zu beschaffen?






























Neue Substanzen, die die Wirkung von illegalen Drogen imitieren

		Impossible	Très difficile	Assez difficile	Assez facile	Très facile	NSP/SR	Total 'Difficile'	Total 'Facile'
		Impossible	Very difficult	Fairly difficult	Fairly easy	Very easy	DK/NA	Total 'Difficult'	Total 'Easy'
		Unmöglich	Sehr schwierig	Ziemlich schwierig	Ziemlich einfach	Sehr einfach	WN/KA	Total 'Difficile'	Total 'Facile'
		Flash EB 401	Flash EB 401	Flash EB 401	Flash EB 401	Flash EB 401	Flash EB 401	Flash EB 401	Flash EB 401
%									
	EU 28	21	23	27	18	7	4	50	25
	BE	20	29	29	14	6	2	58	20
	BG	14	18	24	24	9	11	42	33
	CZ	27	34	26	8	3	2	60	11
	DK	16	24	31	14	7	8	55	21
	DE	22	28	27	13	6	4	55	19
	EE	26	27	19	10	4	14	46	14
	IE	13	20	32	25	9	1	52	34
	EL	41	17	23	13	4	2	40	17
	ES	19	28	31	15	6	1	59	21
	FR	24	22	29	17	5	3	51	22
	HR	16	23	28	18	12	3	51	30
	IT	19	25	25	19	5	7	50	24
	CY	27	21	22	16	6	8	43	22
	LV	15	15	26	29	12	3	41	41
	LT	30	25	25	13	2	5	50	15
	LU	18	28	30	17	4	3	58	21
	HU	22	20	26	18	11	3	46	29
	MT	28	28	23	13	4	4	51	17
	NL	21	29	28	17	3	2	57	20
	AT	26	23	27	13	8	3	50	21
	PL	20	18	27	23	10	2	45	33
	PT	8	13	32	35	7	5	45	42
	RO	32	13	24	22	8	1	37	30
	SI	24	37	18	10	8	3	55	18
	SK	17	27	29	16	7	4	56	23
	FI	33	32	24	7	2	2	56	9
	SE	14	22	27	21	14	2	49	35
	UK	14	18	27	24	13	4	45	37

Q12 Avez-vous personnellement consommé du cannabis ?

Q12 Have you used cannabis yourself?

Q12 Haben Sie selbst schon einmal Cannabis konsumiert?

		Non, jamais		Oui, au cours des 30 derniers jours		Oui, au cours des 12 derniers mois		Oui, mais il y a plus de 12 mois		Refus (NE PAS LIRE)		NSP/SR	
		No, never		Yes, in the last 30 days		Yes, in the last 12 months		Yes, but more than 12 months ago		Refusal (DO NOT READ OUT)		DK/NA	
		Nein, habe ich noch nie konsumiert		Ja, in den letzten 30 Tagen		Ja, in den letzten 12 Monaten		Ja, aber vor mehr als 12 Monaten		Verweigert (NICHT VORLESEN)		WN/KA	
		Flash EB 401	Diff. Flash EB 330	Flash EB 401	Diff. Flash EB 330	Flash EB 401	Diff. Flash EB 330	Flash EB 401	Diff. Flash EB 330	Flash EB 401	Diff. Flash EB 330	Flash EB 401	Diff. Flash EB 330
%		Flash EB 401	Diff. Flash EB 330	Flash EB 401	Diff. Flash EB 330	Flash EB 401	Diff. Flash EB 330	Flash EB 401	Diff. Flash EB 330	Flash EB 401	Diff. Flash EB 330	Flash EB 401	Diff. Flash EB 330
	EU 28	69	-3	7	1	10	2	14	2	0	-2	0	0
	BE	74	3	5	-3	8	-1	13	2	0	-1	0	0
	BG	75	0	4	2	5	-1	16	1	0	-2	0	0
	CZ	55	2	5	-5	15	2	25	1	0	0	0	0
	DK	67	-4	6	-1	13	4	14	1	0	0	0	0
	DE	71	-1	5	-1	11	5	13	-1	0	-2	0	0
	EE	61	0	5	2	13	1	21	-1	0	-2	0	0
	IE	58	-11	16	7	12	3	14	2	0	-1	0	0
	EL	83	-6	2	0	7	2	8	5	0	0	0	-1
	ES	61	-1	9	-2	13	2	17	2	0	-1	0	0
	FR	55	-9	13	1	12	3	20	6	0	-1	0	0
	HR	76	NA	5	NA	7	NA	12	NA	0	NA	0	NA
	IT	65	-17	10	7	9	6	16	8	0	-4	0	0
	CY	92	-6	1	1	2	2	5	3	0	0	0	0
	LV	76	2	3	-1	6	-1	15	1	0	-1	0	0
	LT	74	-1	2	-1	6	-4	18	6	0	0	0	0
	LU	69	-8	5	1	7	0	18	8	1	-1	0	0
	HU	85	-4	1	0	3	1	10	3	0	-1	1	1
	MT	92	0	1	1	4	1	3	-2	0	0	0	0
	NL	71	2	7	1	8	-3	14	0	0	0	0	0
	AT	62	-18	9	7	11	5	18	8	0	-2	0	0
	PL	70	-2	5	2	9	-3	16	7	0	-4	0	0
	PT	84	7	3	-5	6	0	7	-2	0	0	0	0
	RO	93	-4	1	1	2	1	4	2	0	0	0	0
	SI	60	-8	13	7	12	0	15	1	0	0	0	0
	SK	68	-1	4	0	11	1	17	1	0	-1	0	0
	FI	76	-6	4	1	9	4	11	2	0	-1	0	0
	SE	79	-8	3	1	6	3	12	4	0	0	0	0
	UK	70	5	8	0	10	0	12	-4	0	-1	0	0