

EUROBAROMETER 74 AUTUMN 2010

EUROPEANS, THE EUROPEAN UNION AND THE
CRISIS

REPORT

Fieldwork: November 2010

Publication: February 2011

This survey was requested and coordinated by the Directorate-General for Communication ("Research and Speechwriting" Unit).

http://ec.europa.eu/public_opinion/index_en.htm

This document does not represent the point of view of the European Commission.
The interpretations and opinions contained in it are solely those of the authors.

Standard Eurobarometer 74

Autumn 2010

EUROPEANS, THE EUROPEAN UNION AND THE CRISIS

Survey conducted by TNS Opinion & Social at the
request of the European Commission –
Directorate-General Communication

Coordinated by the European Commission –
Directorate-General Communication

TNS Opinion & Social
40 Avenue Herrmann Debroux
1160 Brussels
Belgium

TABLE OF CONTENTS

PRESENTATION	7
1. HAS THE CRISIS PEAKED?	11
2. THE IMPACT OF THE CRISIS ON THE SITUATION OF HOUSEHOLDS	13
3. THE MOST EFFECTIVE LEVEL FOR TACKLING THE CRISIS.....	15
4. THE EURO'S ROLE IN THE CRISIS	17
5. THE MOST EFFECTIVE MEASURES TO BE TAKEN BY THE EUROPEAN UNION..	18
5.1. Improving the performance of the European economy	18
5.2. Measures to combat the crisis.....	21
6. DOES THE ECONOMIC AND FINANCIAL SYSTEM NEED TO BE REFORMED?	22
6.1. Reforms are needed to tackle the crisis and reduce public debt.....	22
6.2. What measures should be adopted to reform the economic and financial system?	25
6.3. The best placed actor to reform the economic and financial system ...	28
TECHNICAL SPECIFICATIONS	29

PRESENTATION

During the last months of 2010, Ireland, like Greece in spring of the same year, was faced with a critical situation, since the country was running a very high deficit for the year (32% of its GDP). In order to support Ireland, a 10 year 85 billion euro aid plan was put in place on 28 November 2010.

In addition, the EU27 Heads of States and governments decided on 16 December 2010 to transform the European Financial Stability Facility (created on 9 May 2010) into a more permanent structure, with effect from 2013. This support fund has now been established on a permanent basis (the European Stability Mechanism, ESM) and has a budget of 440 billion euros in order to support countries facing a particularly severe crisis¹.

It was against this background that this autumn 2010 Eurobarometer² survey was conducted.

The full report of the Standard Eurobarometer 74 carried out in autumn 2010 consists of several volumes. The first volume analyses the results of the historical indicators of the Standard Eurobarometer. Three other volumes describe the state of European public opinion on the financial and economic crisis; the Europe 2020 strategy; information on European political issues. This volume is devoted to the financial and economic crisis.

The general analysis and the socio-demographic analyses are based on the average results for the 27 Member States. This average is weighted so that it reflects the actual population of each Member State. The averages for previous years represent the results obtained in all the Member States of the European Union, as it was composed at the time the survey was conducted.

* * *

¹ http://www.consilium.europa.eu/uedocs/cms_data/docs/pressdata/en/ec/118572.pdf

² This survey was carried out between mid-November and early December 2010. Please consult the technical specifications for the exact fieldwork dates in each country.

The methodology used is that of the Eurobarometer surveys of the Directorate-General Communication ("Research and Speechwriting" Unit). A technical note concerning the interviews carried out by the institutes of the TNS Opinion & Social network is annexed to this report. It specifies the method used for the interviews and the confidence intervals³.

The Eurobarometer's web site can be consulted at the following address:

http://ec.europa.eu/public_opinion/index_en.htm

We wish to thank the people interviewed throughout Europe who gave their time to take part in this survey. Without their active participation, this survey would not have been possible.

³ The results tables are included in the annex. It should be noted that the total of the percentages in the tables of this report may exceed 100% when the respondent can give several answers to the same question.

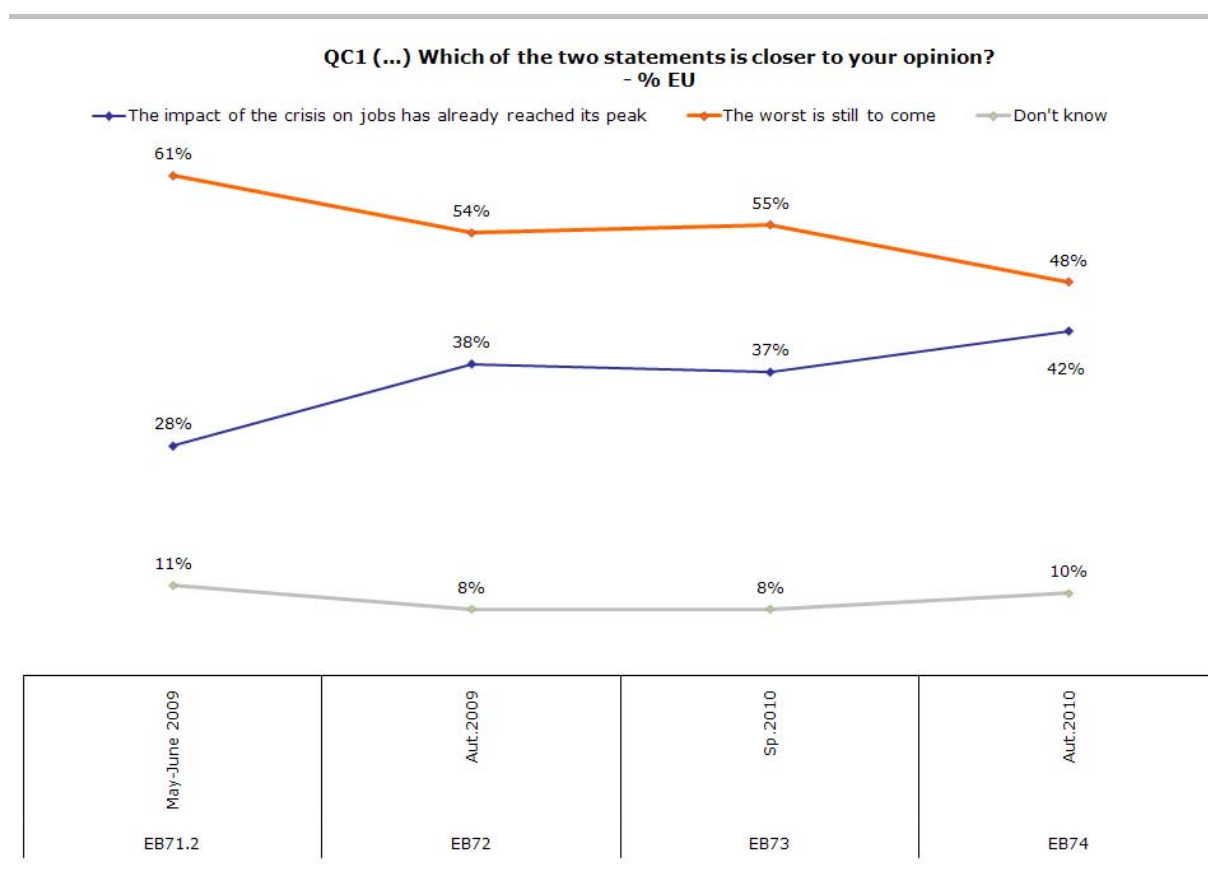
In this report, the countries are represented by their official abbreviations. The abbreviations used in this report correspond to:

ABBREVIATIONS

EU27	European Union – 27 Member States
DK/NA	Don't know/No answer
BE	Belgium
BG	Bulgaria
CZ	Czech Republic
DK	Denmark
DE	Germany
EE	Estonia
EL	Greece
ES	Spain
FR	France
IE	Ireland
IT	Italy
CY	Republic of Cyprus
LT	Lithuania
LV	Latvia
LU	Luxembourg
HU	Hungary
MT	Malta
NL	The Netherlands
AT	Austria
PL	Poland
PT	Portugal
RO	Romania
SI	Slovenia
SK	Slovakia
FI	Finland
SE	Sweden
UK	United Kingdom

1. HAS THE CRISIS PEAKED?





























Although a relative majority of Europeans continue to think that "the worst is still to come", (48% consider that not all the negative effects of the crisis have yet been felt), 42% think instead that "the impact of the economic crisis on the job market has already reached its peak". Respondents are therefore **considerably more positive** than eighteen months earlier (28% in May-June 2009⁴) and even in comparison with spring 2010 (+5 points). At the same time, the proportion of pessimists has fallen by 7 points since the last survey.



The extent to which answers to this question vary from one EU country to another is striking. In thirteen countries, the feeling that the crisis is "behind us" predominates, while in thirteen other countries the predominant impression is that the worst is "still to come". In the remaining country, Luxembourg, opinions are split down the middle.

⁴ Special Eurobarometer n°316, May-June 2009, http://ec.europa.eu/public_opinion/archives/ebs/ebs_316_en.pdf

QC1 Some analysts say that the impact of the economic crisis on the job market has already reached its peak and things will recover little by little. Others, on the contrary, say that the worst is still to come. Which of the two statements is closer to your opinion?

		The impact of the crisis on jobs has already reached its peak	Diff. Aut.2010 - Sp. 2010	The worst is still to come	Diff. Aut.2010 - Sp. 2010	Don't know	Diff. Aut.2010 - Sp. 2010
	EU27	42%	+5	48%	-7	10%	+2
	BE	51%	+15	46%	-15	3%	0
	BG	55%	+11	22%	-8	23%	-3
	CZ	52%	+6	41%	-9	7%	+3
	DK	56%	-5	39%	+4	5%	+1
	DE	55%	+24	33%	-27	12%	+3
	EE	58%	-1	37%	-1	5%	+2
	IE	21%	-14	72%	+14	7%	0
	EL	22%	0	75%	0	3%	0
	ES	35%	-2	58%	-2	7%	+4
	FR	33%	+5	57%	-8	10%	+3
	IT	43%	+3	44%	-3	13%	0
	CY	27%	+5	66%	-6	7%	+1
	LV	44%	+4	52%	-3	4%	-1
	LT	45%	+11	48%	-13	7%	+2
	LU	47%	+21	47%	-23	6%	+2
	HU	54%	-3	36%	0	10%	+3
	MT	47%	0	40%	-1	13%	+1
	NL	57%	+14	34%	-16	9%	+2
	AT	58%	+17	32%	-15	10%	-2
	PL	43%	-1	44%	+2	13%	-1
	PT	20%	-3	73%	+2	7%	+1
	RO	29%	+9	48%	-20	23%	+11
	SI	33%	-2	63%	+1	4%	+1
	SK	55%	+6	38%	-6	7%	0
	FI	52%	+4	44%	-4	4%	0
	SE	58%	-5	37%	+4	5%	+1
	UK	28%	-11	66%	+11	6%	0

It is also noteworthy that, in contrast to the situation in spring 2010, respondents in the non-euro zone countries now seem to be more pessimistic (50%, +1) than those in the euro zone countries (47%, -9).

We also note that optimism has increased considerably in some countries, in particular in Germany, Luxembourg, Austria and Belgium where positive opinions have increased spectacularly. Conversely, optimism has declined significantly in Ireland and the United Kingdom.

2. THE IMPACT OF THE CRISIS ON HOUSEHOLDS

The results of this Eurobarometer survey have remained stable since previous surveys, and in particular since spring 2010. Thus, **more than a third of respondents (34%, - 1 point) continue to consider that their current situation does not allow them to make any plans for the future** and that they live day by day.

32% of respondents know what they will be doing in the next six months (the same as in spring 2010 and autumn 2009) compared with 29% in spring 2009⁵.

Almost a third of the population have a long-term perspective of their household situation over the next one or two years (30%, +1 point since 2010 and +2 points in comparison with autumn 2009).

However, these European averages conceal very sharp differences between the Member States, which primarily reflect their date of accession to the European Union.

Respondents in the euro zone countries are far less likely than those in non-euro zone countries (31% and 41%) to say that they live day by day. The results of the spring 2010 Eurobarometer survey stood at 33% and 38% respectively. Conversely, the people polled in the euro zone countries are far more likely than those in non-euro zone countries (34% and 21%) to have long-term plans.

In eight of the twenty-seven Member States, an absolute majority of respondents say that their current situation does not allow them to make any plans for the future and that they live day by day. This is the case in Bulgaria (56%), Latvia (57%), Malta (56%) and Hungary (51%), as well as in Greece and Lithuania (54% in both countries), Portugal (51%) and Spain (50%). This opinion is also shared by a relative majority of respondents in seven further countries: Estonia (49%), Ireland (48%), Romania (47%), Cyprus (45%), Poland (42%), the United Kingdom (40%) and France (36%).

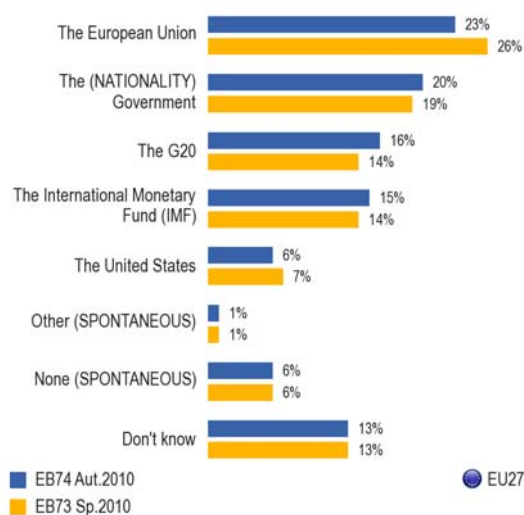
The countries which have recorded the most significant increases in the proportion of respondents who say that they live day by day are Poland (42%, +8 points), the United Kingdom (40%, +6) and Ireland (48%, +5).

⁵ QC2 Which of the following statements best reflects your household situation? Your current situation does not allow you to make any plans for the future. You live day by day; You know what you will be doing in the next six months; You have a long-term perspective of what your household will be in the next 1 or 2 months; Other; DK.

As in the last two Eurobarometer surveys, **respondents who have a long-term view of their household situation (over the next one or two years)**, tend to live mainly in Northern Europe: Germany, the Netherlands, Denmark, Finland, Luxembourg, Austria and Sweden. A majority of citizens of these Member States, except for Luxembourg, are also optimistic about emerging from the crisis. The answers to this question show that respondents are now more optimistic in fourteen Member States, in particular in Germany (57%, + 10 points), Belgium (37%, + 6) and Lithuania (15%, + 6).

3. THE MOST EFFECTIVE LEVEL FOR TACKLING THE CRISIS

QC3. In your opinion, which of the following is best able to take effective actions against the effects of the financial and economic crisis?



This question⁶ was asked during the last three surveys of the Eurobarometer, in spring 2010, autumn 2009 and spring 2009. **Respondents were asked to choose from a list composed of supranational and "global" institutions (the European Union, the G20 and the International Monetary Fund) and national institutions (the national government and the United States).**

The ranking of these institutions has not changed since the last survey in spring 2010. **The European Union is still seen as being best able to take effective**

action against the effects of the crisis (23%, but down by 3 points).

Respondents now seem more receptive to the role of the International Monetary Fund (IMF), which was mentioned by 15% of respondents, the highest ever level (14% in spring 2009, 11% in autumn 2009 and 14% in spring 2010).

Respondents living in the euro zone countries are more likely than non-euro zone respondents to mention the European Union (25% and 21% respectively). However, they are far less likely than non-euro zone respondents to mention their national government (16% and 26%).

The European Union was mentioned above all by respondents in Greece (37%), which has been faced with an unprecedented financial crisis since the end of 2009.

Respondents in the United Kingdom (40%) are the most likely to mention the national government.

Respondents in the Czech Republic (37%) and the Netherlands (35%) regard the **G20 as the most effective actor.**

Respondents in Finland (36%, +6) and Ireland (21%, +8) are the most likely to mention the **IMF**. However, the IMF obtained its lowest score in Greece (7%), another country in crisis.

⁶ QC3 In your opinion, which of the following is best able to take effective action against the effects of the financial and economic crisis? (ROTATE); The (NATIONALITY) Government; The European Union; The United States; The G20; The International Monetary Fund (IMF); Other (SPONTANEOUS); None (SPONTANEOUS); DK.

The United States are primarily seen as a (relatively) effective actor in the Czech Republic, Spain and Portugal (12% in all three countries).

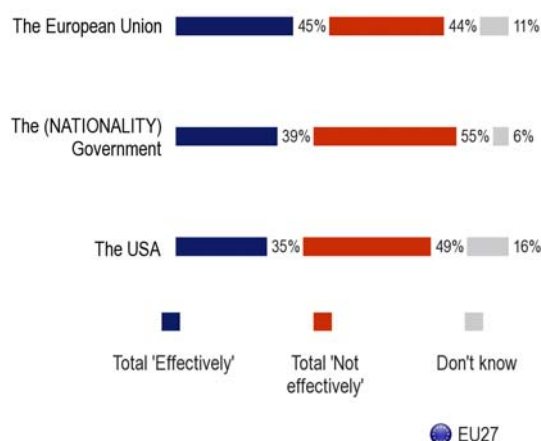
Support for the **European Union** as the most effective actor has risen the most significantly in Bulgaria (36%, +6 points), Greece (37%, +4) and Latvia (23%, +4). Support has declined the most in Spain (23%, -10).

The **national government** has mainly lost ground in Romania (29%, -13 points), Ireland (13%, -11) and Greece (17%, -10), where the effects of the current financial and economic crisis have been particularly severe.

The effectiveness of the main actors

It is one thing to identify the actors which, in theory, are best placed to take effective action against the negative effects of the crisis, but the effectiveness of their actual actions is another matter.

QC11. Since the beginning of the economic crisis, would you say that each of the following actors has acted effectively or not to combat the crisis up till now?



Europeans see the European Union as the actor which has acted the most effectively to tackle the crisis: 45% of Europeans consider that the **European Union's actions have been** "effective", while 44% take the opposite view. A majority of respondents say that **national governments** have been ineffective (55%), while 39% take a more positive stance. The **United States** are also seen as ineffective (by just under half of respondents, 49%), while just over a third (35%) are positive about the US.

There are significant differences depending on the geographic location of respondents.

Respondents in Bulgaria (66%), Slovakia (64%) and Romania (63%) are the most positive about the **European Union**, whereas citizens in Greece are the most critical: 71% think that it has not dealt effectively with the crisis.

Respondents in Sweden (80%), Luxembourg (69%), the Netherlands (66%) and Germany (65%) are the most likely to consider that their **national government** has acted effectively. It should be noted that respondents in Greece, while critical of the European Union, are no more supportive of their own government: only 16% consider that it has acted effectively while 83% are negative. Only 9% of respondents in Ireland see their national government's actions as effective (the lowest score in the EU).

Respondents in Bulgaria (55%), Italy and Lithuania (54% each) are the most likely to be positive about the actions of the **United States** in tackling the crisis.











4. THE EURO'S ROLE IN THE CRISIS

Although a relative majority of Europeans still consider that the European Union is best able to take effective action to deal with the impact of the crisis, **almost half (48%, -1 percentage point since spring 2010) stated that overall the euro has not cushioned the effects of the economic crisis**, while 39% (+2 points) take the opposite view.

Nevertheless, euro zone respondents (43%, +1 point) are far more likely than non-euro zone respondents (29%, +3) to consider that the euro has cushioned the effects of the crisis. In total, a majority of respondents share this opinion in nine euro zone countries and two non-euro zone countries (Hungary 48% and Malta 45%).

The impression that the euro has helped to mitigate the effects of the crisis has gained ground in 14 of the 27 Member States, most notably in Poland, Denmark, Germany and Sweden, as can be seen in the table below. However, in 12 Member States, support for this statement has declined since the last survey, in particular in France, Greece, Slovenia and Latvia.

QC4 Could you tell me whether you totally agree, tend to agree, tend to disagree or totally disagree with the following statement:
Overall the euro has cushioned the effects of the economic crisis.

	EB73 Sp. 2010	EB74 Aut. 2010	Diff. Aut. 2010 - Sp. 2010
 EU27	37%	39%	+2
 PL	24%	38%	+14
 DK	30%	42%	+12
 DE	34%	45%	+11
 PT	38%	49%	+11
 SE	21%	32%	+11
	⋮	⋮	⋮
 LV	34%	28%	-6
 SI	46%	40%	-6
 EL	53%	46%	-7
 FR	40%	29%	-11

5. THE MOST EFFECTIVE MEASURES TO BE TAKEN BY THE EUROPEAN UNION

63% of Europeans now consider that the European Union has sufficient power and tools to face up to international economic competition⁷, 11 points higher than in the last Eurobarometer survey in spring 2010. Almost a quarter of respondents (24%, -6 points) disagree.

These responses are similar to those recorded a year and a half earlier (66% in spring 2009).

This is still the majority opinion in each of the twenty-seven Member States. What is more, it has **now gained ground in twenty-three countries**, in particular in Cyprus (82%), Bulgaria (78%), Latvia (74%) and Portugal (71%), with a spectacular increase of 23 points in all three countries. Support has also risen by more than ten points in Malta (67%, +22), Germany (66%, +18), Greece (79%, +17), Italy (70%, +17), Ireland (65%, +17), Romania (61%, + 16), Poland (72%, + 13), Lithuania (71%, + 13), Slovenia (68%, + 13) and Austria (69%, + 12).

5.1. Improving the performance of the European economy

In order to ascertain how Europeans believe the performance of the European economy could be improved, we asked them to choose a maximum of three initiatives from a series of eleven proposals⁸.

The results reveal the **particular importance that Europeans attach to employment and training, as well as to the need to reduce public deficits and debt.**

Improve education and professional training was by far the most frequently mentioned initiative: almost half of respondents (47%) cited it as a priority.

Next, reduce public deficits and debt was mentioned by more than a third (35%) of respondents.

Make it easier to set up a business came in third place, being cited by a third of respondents (33%).

⁷ QC10.3 Please tell me whether you agree or disagree with the following statements regarding the role of the European Union in the economy: The EU has sufficient power and tools to defend the economic interests of Europe in the global economy

⁸ QC5 Which three initiatives could most improve the performance of the European economy? (MAX. 3 ANSWERS): Increase the number of working hours; Improve education and professional training; Invest in research and innovation; Make it easier for companies to access credit; Make it easier to set up a business; Use energy more efficiently; Invest in transport (motorways, railways, etc.); Invest in environmentally friendly products and services; Increase the retirement age; Reduce public deficits and debt; Strengthen regulation of financial markets; Other (SPONTANEOUS); DK.

There are some differences between Europeans living in the euro zone and the rest. The former are far more likely than the latter to mention four initiatives:

- **Improve education and professional training:** 50% and 40% respectively.
- **Invest in research and innovation:** 33% and 23%.
- **Reduce public deficits and debt:** 37% and 32%.
- **Strengthen regulation of financial markets:** 25% and 20%

Conversely, **investing in transport (motorways, railways, etc.)** was far more likely to be cited inside the euro zone (16%) than outside (7%).

QC5 Which three initiatives could most improve the performance of the European economy?

	EU27	euro zone	non-euro zone
Improve education and professional training	47%	50%	40%
Reduce public deficits and debt	35%	37%	32%
Make it easier to set up a business	33%	34%	30%
Invest in research and innovation	30%	33%	23%
Strengthen regulation of financial markets	24%	25%	20%
Make it easier for companies to access credit	21%	23%	19%
Use energy more efficiently	21%	20%	23%
Invest in environmentally friendly products and services	13%	14%	12%
Invest in transport (motorways, railways, etc.)	10%	7%	16%
Increase the number of working hours	6%	6%	7%
Increase the retirement age	4%	4%	5%

From a socio-demographic point of view, **improving education and professional training** is, fairly logically, a subject which matters more to the youngest respondents (53% of those aged 15 to 24 compared with 45% of those aged 55 or over). Exceptionally, it unites unemployed people (48%) and managers (47%).

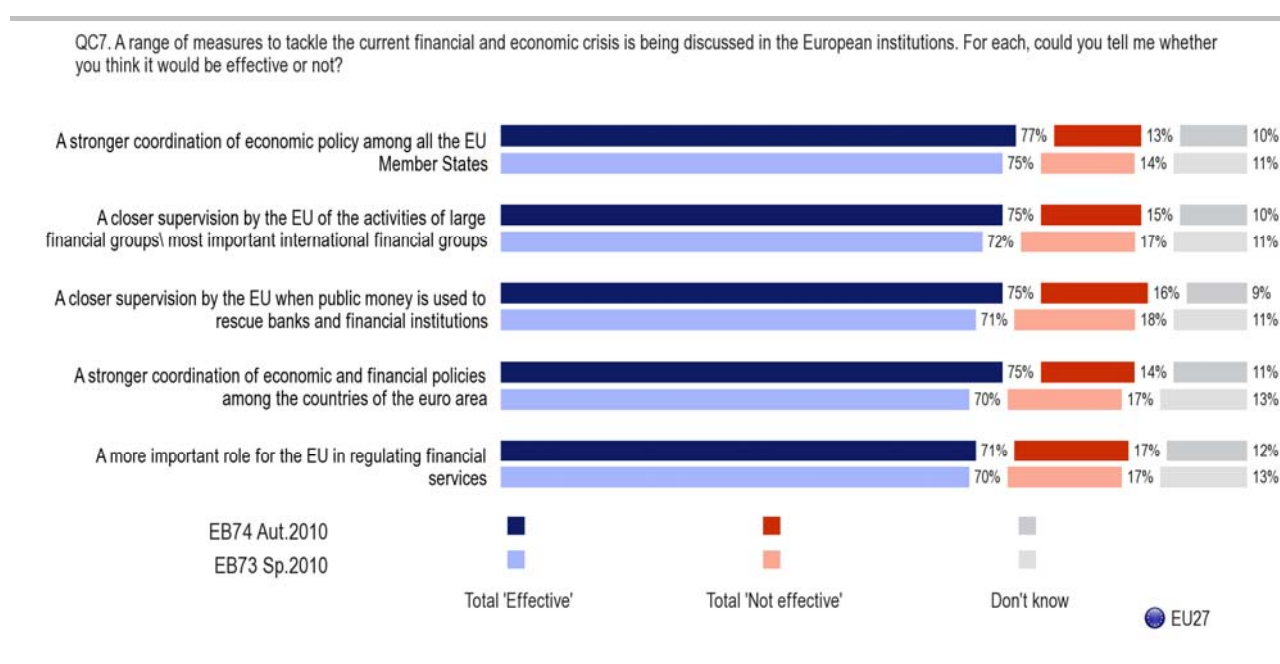
Respondents in the intermediate age categories (37% of those aged 25 to 54 compared with 32% of those aged 15 to 24), the most educated respondents (38%, compared with 31% of those who completed their education at the age of 15 or earlier), managers (42%, compared with 35% of manual workers) and those who are very interested in politics (38%, compared with 27% of those who are not at all interested) are particularly likely to mention **reducing public deficits and debt**.

5.2. Measures to combat the crisis

Since spring 2009, the European institutions have called for stronger coordination of economic and financial policies within the European Union, but also for closer supervision of financial institutions.

A clear majority of Europeans (at least seven out of ten) consider that such measures would be effective in combating the crisis, and this belief is even more widespread than in autumn 2009 and spring 2010.

As in spring 2010, a **stronger coordination of economic policy among all the Member States** (77%, +2 points) is the measure that attracts the strongest support.



Europeans living in euro zone countries are more likely (with a significant difference of at least 14 points) than those living in non-euro zone countries to consider that each of these measures would be effective in tackling the crisis.

6. DOES THE ECONOMIC AND FINANCIAL SYSTEM NEED REFORM?

6.1. Reforms are needed to tackle the crisis and reduce public debt

89% of Europeans agree that closer cooperation between the 27 Member States is needed⁹ in order to tackle the economic and financial crisis (+3 points since spring 2010), while only 7% disagree (-1 point).

Respondents in the euro zone are even more supportive of closer cooperation (91% versus 85% outside the euro zone).

Support has gained the most ground over the last six months in Italy (89%, +9), Ireland (88%, +8), France (92%, +7) and Portugal (84%, +7).

While there is a consensus on the need for closer cooperation between the 27 Member States, Europeans are more divided on the idea of **reducing living standards now in order to guarantee living standards for future generations¹⁰**. Half (50%, +4 points since spring 2010) agree with this proposal, but as many as 44% (-2 points) disagree.

53% of respondents in the euro zone would consider a reduction in their current standard of living, compared with 46% of non-euro zone respondents.

Respondents in Italy are most in favour of this inter-generational solidarity (68%), but so too are respondents in more northern European countries, namely Sweden (66%), Denmark and the Netherlands (65% in both countries), and in Luxembourg (62%).

Portugal (50%, +21 points), Italy (68%, +18) and Cyprus (55%, +16) are the Member States in which support for this solidarity has gained the most ground.

The most advantaged socio-demographic categories are more likely to support inter-generational solidarity, despite the sacrifices it implies for current generations. Thus, 63% of managers (compared with 42% of unemployed people) agree with the statement, as do 54% of respondents who almost never have difficulties in paying their bills (compared with 38% of those who have financial problems most of the time).

⁹ QC6.3 For each of the following statements, please tell me whether you totally agree, tend to agree, tend to disagree or totally disagree: EU Member States should work together more in tackling the financial and economic crisis.

¹⁰ QC6.4 For each of the following statements, please tell me whether you totally agree, tend to agree, tend to disagree or totally disagree: You are ready to reduce your living standards now in order to guarantee living standards for future generations.

The idea of initiating reforms now to benefit future generations¹¹, on which Europeans were previously polled in autumn 2009 and spring 2010, continues to attract very strong support. Support has increased by as much as six points and now stands at 77%. Fewer than one in five respondents (17%, -3 points) are against the idea. Support is slightly stronger in the EU15 countries (79%) than in the NMS12 (74%), and is strongest in the Nordic countries: in Denmark (94%), Sweden (93%) and Finland (91%).

Support for this statement has increased the most strongly in the countries which have been particularly badly affected by the current crisis: Portugal (82%, +19 points), Bulgaria (80%, +19), Cyprus (90%, +15), Greece (81%, +13), Romania (75%, +13) and Ireland (84%, +12).

A very large majority of Europeans (87%, +13 points since spring 2010) say that it is necessary for their country to adopt reforms to face the future¹². The proportion of respondents who disagree with the need for reforms has declined by eight points and now stands at only 9%.

In the six months since spring 2010 support for reform increased the most, and quite dramatically, in **Lithuania (88%, +26 points), France (82%, +26), and Greece and Sweden (93%, +23 in both countries).**

Given the scale and persistence of the economic crisis, the public may be less willing to accept the adoption of reforms than under more advantageous circumstances. We therefore thought that it would be interesting to ascertain the views of Europeans on this question, by splitting the total sample into two halves, and asking each half a differently worded question¹³:

- **a positive wording (SPLIT A – “Measures to reduce the public deficit and debt in (OUR COUNTRY) cannot be delayed”)**
- **and another negative wording (SPLIT B – “Measures to reduce the public deficit and debt in (OUR COUNTRY) are not a priority for now”).**

¹¹ QC6.1 For each of the following statements, please tell me whether you totally agree, tend to agree, tend to disagree or totally disagree: We need to reform to benefit future generations even if that means making some sacrifices now.

¹² QC6.2 For each of the following statements, please tell me whether you totally agree, tend to agree, tend to disagree or totally disagree: (OUR COUNTRY) needs reforms to face the future.

¹³ QC6.5 (only to SPLIT A) For each of the following statements, please tell me whether you totally agree, tend to agree, tend to disagree or totally disagree: Measures to reduce the public deficit and debt in (OUR COUNTRY) cannot be delayed.

QC6.6 (only to SPLIT B) For each of the following statements, please tell me whether you totally agree, tend to agree, tend to disagree or totally disagree: Measures to reduce the public deficit and debt in (OUR COUNTRY) are not a priority for now.

More than three out of four Europeans (78%) agree with the statement that measures to reduce the public deficit and debt in their country cannot be delayed, four points more than six months earlier, while 13% (-2 points) take the opposite view.

When the wording was reversed, just over a third (36%) of respondents answered that measures to reduce the public deficit and debt are not a priority. However, a majority (53%, as in spring 2010) do not agree with this statement and therefore effectively consider that these measures are a priority for their country. This confirms to some extent the SPLIT A results. Nevertheless, it is clear that the **strength of the responses varies fairly significantly depending on the way in which the message is worded**.

SPLIT A:

Euro zone respondents are far more likely than the rest (81% and 75%) to agree that measures to reduce the public deficit and debt in their country cannot be delayed.

SPLIT B:

There is a difference of 8 points between the respondents who "disagree" with the statement (and who therefore think that debt reduction is a priority) in the euro zone and in the non-euro zone countries (55% and 47%).

QC6 For each of the following statements, please tell me whether you totally agree, tend to agree, tend to disagree or totally disagree.

Answer: Total 'Agree' - % EU

	EB73 Sp. 2010	EB74 Aut. 2010	Diff. Aut. 2010 - Sp. 2010
(OUR COUNTRY) needs reforms to face the future	74%	87%	+13
We need to reform to benefit future generations even if that means making some sacrifices now	71%	77%	+6
You are ready to reduce your living standards now in order to guarantee living standards for future generations	46%	50%	+4
(ONLY TO SPLIT A) Measures to reduce the public deficit and debt in (OUR COUNTRY) cannot be delayed	74%	78%	+4
EU Member States should work together more in tackling the financial and economic crisis	86%	89%	+3
(ONLY TO SPLIT B) Measures to reduce the public deficit and debt in (OUR COUNTRY) are not a priority for now	35%	36%	+1
The economic crisis means we should increase public deficits to create jobs	46%	42%	-4

QC6.7 For each of the following statements, please tell me whether you totally agree, tend to agree, tend to disagree or totally disagree.
The economic crisis means we should increase public deficits to create jobs

Total 'Agree'			
	EB73 Sp. 2010	EB74 Aut. 2010	Diff. Aut. 2010 - Sp. 2010
EU27	46%	42%	-4
euro zone	41%	38%	-3
non-euro zone	55%	49%	-6
BG	33%	42%	+9
IT	39%	48%	+9
LV	35%	43%	+8
	⋮	⋮	⋮
FI	65%	50%	-15
LU	59%	42%	-17
SE	66%	41%	-25

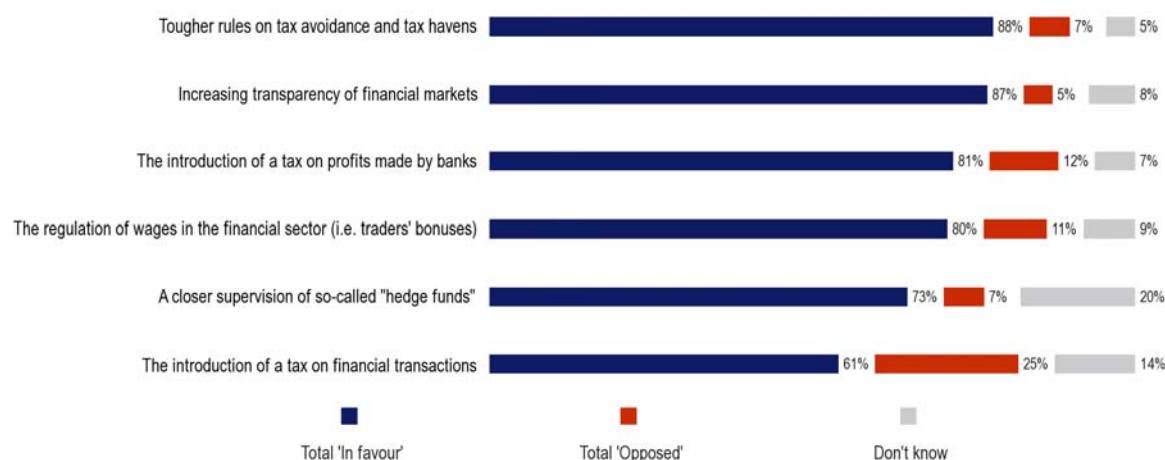
In parallel to this call for the reduction of public deficits, more than four out of ten Europeans (42%, -4 points since spring 2010) believe that public deficits should be increased to create jobs, while an identical proportion (42%, +6 points) take the opposite view. The 'DK' rate for this question remains high (16%, -2 points), which undoubtedly reflects the difficulty of grasping all the dimensions of this issue.

There is real divide between euro zone and non-euro zone respondents: the former are much less in favour of increasing public deficits to create jobs than the latter (38% and 49%).

6.2. What measures should be adopted to reform the economic and financial system?

Respondents were asked about their position on six measures which could be taken by the EU to reform global financial markets. The vast majority of respondents are in favour of all these measures, even if the extent to which they approve varies sometimes quite significantly from one country to another.

QC8. Thinking about reform global financial markets, please tell me whether you are in favour or opposed to the following measures to be taken by the EU.



EU27

In particular there are some quite marked differences between respondents in the euro zone and non-euro zone respondents. Thus, the former are far more likely than the latter to support each of the six proposals (a difference of between 5 and 18 points, depending on the measure).

The following table shows the countries in which respondents are the most likely and the least likely to support the six proposals:

QC8 Thinking about reform global financial markets, please tell me whether you are in favour or opposed to the following measures to be taken by the EU.
Highest and lowest answers for total 'In favour'

Tougher rules on tax avoidance and tax havens		Increasing transparency of financial markets		The introduction of a tax on profits made by banks		The regulation of wages in the financial sector (i.e. traders' bonuses)		A closer supervision of so-called "hedge funds"		The introduction of a tax on financial transactions	
EU27	88%	EU27	87%	EU27	81%	EU27	80%	EU27	73%	EU27	61%
euro zone	90%	euro zone	90%	euro zone	82%	euro zone	83%	euro zone	78%	euro zone	67%
non-euro zone	84%	non-euro zone	82%	non-euro zone	77%	non-euro zone	74%	non-euro zone	62%	non-euro zone	49%
SK	95%	DE	93%	EL	93%	HU	87%	CY	91%	AT	75%
SE	94%	BE	92%	IE	92%	AT	87%	EL	90%	DE	74%
EL	93%	EL	92%	SK	87%	DE	86%	HU	90%	PT	74%
NL	93%	CY	92%		∴	IE	86%		∴		∴
	∴	HU	92%		∴	SI	86%		∴		∴
	∴	NL	92%		∴	SK	86%		∴		∴
	∴		∴		∴		∴		∴	EE	43%
MT	74%	SE	80%	ES	72%	RO	64%	BG	47%	UK	43%
LU	73%	MT	73%	PL	71%	DK	62%	MT	47%	NL	36%
LV	69%	RO	70%	MT	51%	MT	47%	PL	45%	MT	30%

The 'split ballot' technique used for the questions on the prioritisation of measures to reduce public deficits and debt (QC6.5 and QC6.6), was again used here¹⁴. The aim was to ascertain whether respondents believed that the European Union should play a greater role in the development of new rules for the global financial markets (**SPLIT A**) or whether it should be less involved in the development of such rules (**SPLIT B**). The first question (SPLIT A) had already been asked in the Eurobarometer 71.1 survey carried out in spring 2009.

A very large majority (82%) of respondents are in favour of the EU taking a stronger role. Support has actually risen by four points since the spring 2009 survey (EB71.1). Fewer than one in ten respondents disagree (9%).

Conversely, when the wording was reversed (SPLIT B), respondents still support the same position, but their support is far less emphatic: an absolute, but far smaller majority (52%) of respondents disagree with the statement that the EU should be less involved, while a third (33%) take the opposite view.

SPLIT A:

There is a significant difference of 10 points between euro zone and non-euro zone respondents: 86% of the former think that the European Union should play a stronger role (versus 76% of the latter).

Support for a stronger EU role has gained the most ground in Ireland and Latvia (81%, +15 points in both countries), and in Portugal (82%, +14), while support has declined in only five of the twenty-seven Member States since spring 2009: Greece (83%, -10), the United Kingdom (65%, -3), Slovenia (86%, -2), the Netherlands (85%, -1) and Malta (75%, -1).

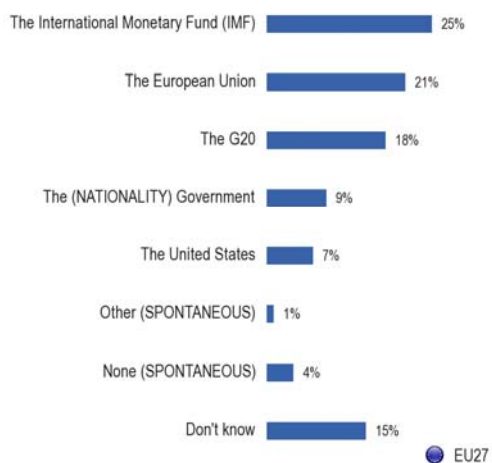
¹⁴ QC10.1 (only to SPLIT A) Please tell me whether you agree or disagree with the following statements regarding the role of the European Union in the economy: The EU should take a stronger role in developing new rules for the global financial markets.

QC10.2 (only to SPLIT B) Please tell me whether you agree or disagree with the following statements regarding the role of the European Union in the economy: The EU should be less involved in developing new rules for the global financial markets.

6.3. The best placed actor to reform the economic and financial system

When it comes to reforming the global financial markets, Europeans fairly logically place their trust above all in the three supranational institutions (the **International Monetary Fund, the European Union** and the **G20**). They are far less likely to mention the two national bodies (their country's government and the United States).

QC9. In your opinion, which of the following is best placed to regulate and reform the global financial market?



It is interesting to compare these results with those for the question concerning the best placed actor to deal effectively with the effects of the crisis¹⁵. In this instance, the IMF was ranked in only fourth place, behind the European Union in first place, then the national government and the G20.

In other words, the IMF seems to be seen more as a (technical) regulator than a political actor.

It will be noted that euro zone respondents are far more likely than non-euro zone respondents to mention the IMF (28% and 21% respectively). However, they are less likely to trust their national government (7% and 12%).

Support for the International Monetary Fund is particularly strong in the Nordic countries: Finland (55%), Denmark (39%) and Sweden (36%).

The European Union is chiefly seen as the best placed market regulator in two countries in crisis, Greece (33%) and Ireland (32%).

Respondents in the Netherlands (36%), the Czech Republic (32%), Sweden (31%) and Hungary (29%) are the most likely to mention **the G20**.

¹⁵ See part 1.3

TECHNICAL SPECIFICATIONS

From 11 November to 1 December 2010, TNS Opinion & Social, a consortium created between TNS plc and TNS opinion, carried out the STANDARD EUROBAROMETER 74 at the request of the EUROPEAN COMMISSION, Directorate-General Communication, "Research and Speechwriting" unit.

The STANDARD EUROBAROMETER 74 covers the population aged 15 years and over who are nationals of one of the European Union Member States and resident in a Member State. The STANDARD EUROBAROMETER 74 was also conducted in the four candidate countries (Croatia, Turkey, the Former Yugoslav Republic of Macedonia and Iceland) and in the Turkish Cypriot Community. In these countries, the survey covers the national population and the citizens of all European Union Member States who are resident in these countries and have a sufficient command of the national language to answer the questionnaire. The basic sample design applied in all States is a multi-stage, random (probability) one. In each country, a number of sampling points was drawn with probability proportional to population size (for a total coverage of the country) and to population density.

In order to do so, the sampling points were drawn systematically from each of the "administrative regional units", after stratification by individual unit and type of area. They thus represent the whole territory of the countries surveyed in accordance with the EUROSTAT NUTS II (or equivalent) and with the distribution of the resident population in each country in terms of metropolitan, urban and rural areas. In each of the selected sampling points, a starting address was drawn at random. Further addresses (every *n*th address) were selected by standard "random route" procedures from the initial address. In each household, the respondent was drawn at random (following the "closest birthday rule"). All interviews were conducted face-to-face in people's homes and in the appropriate national language. For data capture, CAPI (*Computer Assisted Personal Interview*) was used in those countries where this technique was available.

ABBR.	COUNTRIES	INSTITUTES	N° INTERVIEWS	FIELDWORK DATES		POPULATION 15+
BE	Belgium	TNS Dimarso	1.003	11/11/2010	01/12/2010	8.866.411
BG	Bulgaria	TNS BBSS	1.000	12/11/2010	22/11/2010	6.584.957
CZ	Czech Rep.	TNS Aisa	1.024	12/11/2010	25/11/2010	8.987.535
DK	Denmark	TNS Gallup DK	1.049	11/11/2010	27/11/2010	4.533.420
DE	Germany	TNS Infratest	1.609	12/11/2010	28/11/2010	64.545.601
EE	Estonia	Emor	1.000	12/11/2010	29/11/2010	916.000
IE	Ireland	MRBI	1.007	11/11/2010	25/11/2010	3.375.399
EL	Greece	TNS ICAP	1.000	11/11/2010	25/11/2010	8.693.566
ES	Spain	TNS Demoscopia	1.001	15/11/2010	28/11/2010	39.035.867
FR	France	TNS Sofres	1.036	12/11/2010	29/11/2010	47.620.942
IT	Italy	TNS Infratest	1.019	12/11/2010	24/11/2010	51.252.247
CY	Rep. of Cyprus	Synovate	504	11/11/2010	24/11/2010	651.400
LV	Latvia	TNS Latvia	1.003	12/11/2010	28/11/2010	1.448.719
LT	Lithuania	TNS Gallup Lithuania	1.005	12/11/2010	28/11/2010	2.849.359
LU	Luxembourg	TNS ILReS	513	11/11/2010	27/11/2010	404.907
HU	Hungary	TNS Hungary	1.031	12/11/2010	28/11/2010	8.320.614
MT	Malta	MISCO	500	12/11/2010	27/11/2010	335.476
NL	Netherlands	TNS NIPO	1.040	12/11/2010	27/11/2010	13.288.200
AT	Austria	Österreichisches Gallup- Institut	1.000	11/11/2010	28/11/2010	6.973.277
PL	Poland	TNS OBOP	1.000	12/11/2010	28/11/2010	32.306.436
PT	Portugal	TNS EUROTESTE	1.018	19/11/2010	29/11/2010	8.080.915
RO	Romania	TNS CSOP	1.001	12/11/2010	25/11/2010	18.246.731
SI	Slovenia	RM PLUS	1.004	11/11/2010	28/11/2010	1.748.308
SK	Slovakia	TNS AISA SK	1.031	12/11/2010	28/11/2010	4.549.954
FI	Finland	TNS Gallup Oy	1.005	11/11/2010	29/11/2010	4.412.321
SE	Sweden	TNS GALLUP	1.020	12/11/2010	30/11/2010	7.723.931
UK	United Kingdom	TNS UK	1.300	12/11/2010	30/11/2010	51.081.866
TOTAL EU27			26.723	11/11/2010	01/12/2010	406.834.359
IS	Iceland	Capacent	501	12/11/2010	29/11/2010	252.277
CY(tcc)	Turkish Cypriot Community	Kadem	500	12/11/2010	28/11/2010	143.226
HR	Croatia	Puls	1.000	12/11/2010	28/11/2010	3.749.400
TR	Turkey	TNS PIAR	1.000	11/11/2010	29/11/2010	52.728.513
MK	Former Yugoslav Rep. of Macedonia	TNS Brima	1.056	13/11/2010	21/11/2010	1.678.404
TOTAL			30.780	11/11/2010	01/12/2010	465.386.179

For each country a comparison between the sample and the universe was carried out. The universe description was derived from Eurostat population data or from national statistics offices. For all countries surveyed, a national weighting procedure, using marginal and intercellular weighting, was carried out based on this universe description. In all countries, gender, age, region and size of locality were introduced in the iteration procedure. For international weighting (i.e. EU averages), TNS Opinion & Social applies the official population figures as provided by EUROSTAT or national statistic offices. The total population figures for input in this post-weighting procedure are listed above.

Readers are reminded that the results of a survey are estimates, the accuracy of which, all else being equal, depends upon the sample size and upon the observed percentage. With samples of about 1,000 interviews, the real percentages vary within the following confidence limits:

Observed percentages	10% or 90%	20% or 80%	30% or 70%	40% or 60%	50%
Confidence limits	± 1.9 points	± 2.5 points	± 2.7 points	± 3.0 points	± 3.1 points