

**Annex 3 Financial Reports - DG RELEX - Financial Year 2010****Table 1 : Commitments****Table 2 : Payments****Table 3 : Commitments to be settled****Table 4 : Balance Sheet****Table 5 : Economic Outturn Account****Table 6 : Average Payment Time Limits****Table 7 : Income****Table 8 : Recovery of undue Payments****Table 9 : Ageing Balance of Recovery Orders****Table 10 : Waivers of Recovery Orders****Table 11 : Negotiated Procedures (excluding Building Contracts)****Table 12 : Summary of Contracts (excluding Building Contracts)****Table 13 : Building Contracts****Table 14 : Contracts declared Secret**

**Additional comments**

<b>TABLE 1: OUTTURN ON COMMITMENT APPROPRIATIONS IN 2010 (in Mio €)</b>				
<b>Chapter</b>		<b>Commitment appropriations authorised *</b>	<b>Commitments made</b>	<b>%</b>
		<b>1</b>	<b>2</b>	<b>3=2/1</b>
<b>Title 19 : External relations</b>				
19 01	Administrative expenditure of `External relations¿ policy area	103,17	101,72	98,59 %
19 03	Common foreign and security policy (CFSP)	291,96	287,05	98,32 %
19 05	Relations and cooperation with industrialised non-member countries	15,39	15,35	99,78 %
19 06	Crisis response and global threats to security	157,76	156,92	99,47 %
19 11	Policy strategy and coordination for `External relations¿ policy area	15,66	15,36	98,11 %
<b>Total Title 19</b>		<b>583,94</b>	<b>576,40</b>	<b>98,71 %</b>
<b>Title 21 : Development and relations with African, Caribbean and Pacific (ACP) States</b>				
21 01	Administrative expenditure of `Development and relations with ACP States¿ policy area	112,05	102,36	91,35 %
<b>Total Title 21</b>		<b>112,05</b>	<b>102,36</b>	<b>91,35 %</b>
<b>Title XX : Administrative expenditure allocated to policy areas</b>				
XX 01	Administrative expenditure allocated to policy areas	429,52	428,11	99,67 %
<b>Total Title XX</b>		<b>429,52</b>	<b>428,11</b>	<b>99,67 %</b>
<b>Total DG RELEX</b>		<b>1.125,50</b>	<b>1.106,87</b>	<b>98,34 %</b>

\* Commitment appropriations authorised include, in addition to the budget voted by the legislative authority, appropriations carried over from the previous exercise, budget amendments as well as miscellaneous commitment appropriations for the period (e.g. internal and external assigned revenue).

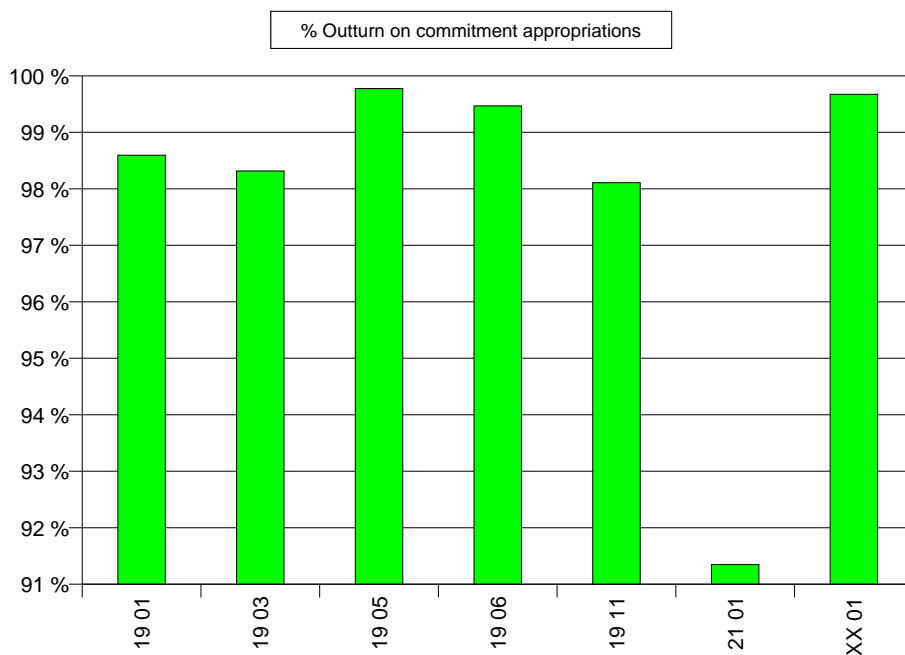
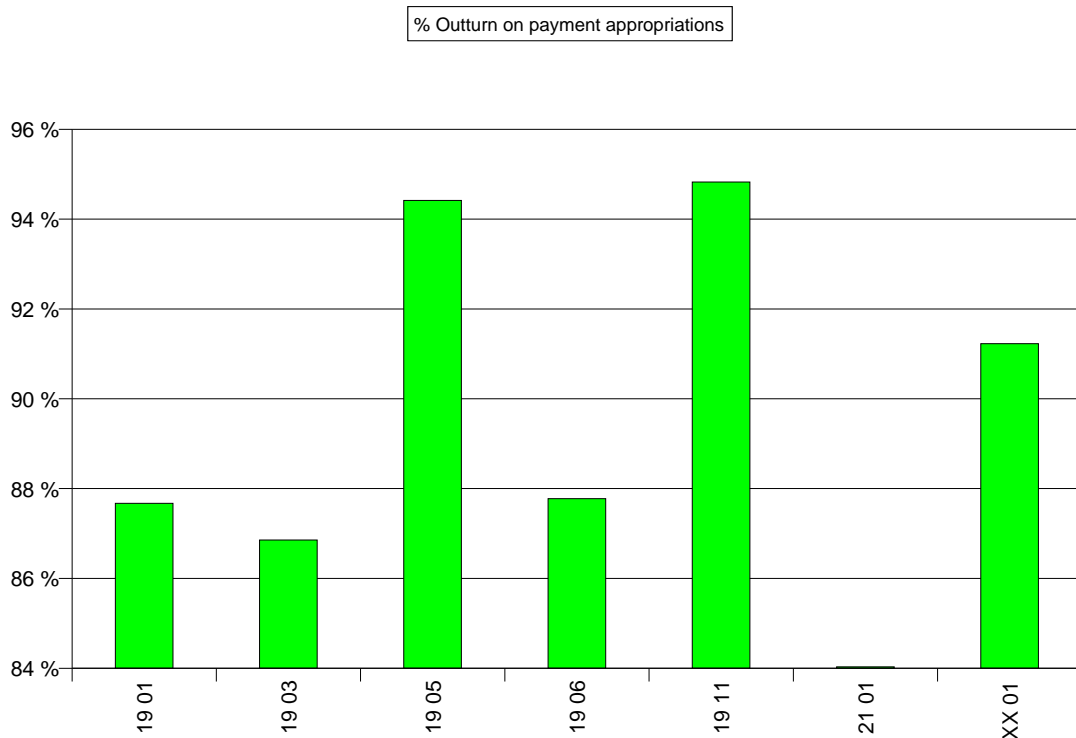


TABLE 2: OUTTURN ON PAYMENT APPROPRIATIONS IN 2010 (in Mio €)				
Chapter		Payment appropriations authorised *	Payments made	%
		1	2	3=2/1
<b>Title 19 : External relations</b>				
19 01	Administrative expenditure of `External relations¿ policy area	115,02	100,84	87,67 %
19 03	Common foreign and security policy (CFSP)	294,66	255,93	86,86 %
19 05	Relations and cooperation with industrialised non-member countries	15,50	14,63	94,41 %
19 06	Crisis response and global threats to security	132,78	116,55	87,78 %
19 11	Policy strategy and coordination for `External relations¿ policy area	22,34	21,18	94,82 %
<b>Total Title 19</b>		580,30	509,14	87,74 %
<b>Title 21 : Development and relations with African, Caribbean and Pacific (ACP) States</b>				
21 01	Administrative expenditure of `Development and relations with ACP States¿ policy area	121,18	101,83	84,03 %
<b>Total Title 21</b>		121,18	101,83	84,03 %
<b>Title XX : Administrative expenditure allocated to policy areas</b>				
XX 01	Administrative expenditure allocated to policy areas	473,05	431,55	91,23 %
<b>Total Title XX</b>		473,05	431,55	91,23 %
<b>Total DG RELEX</b>		1.174,53	1.042,51	88,76 %

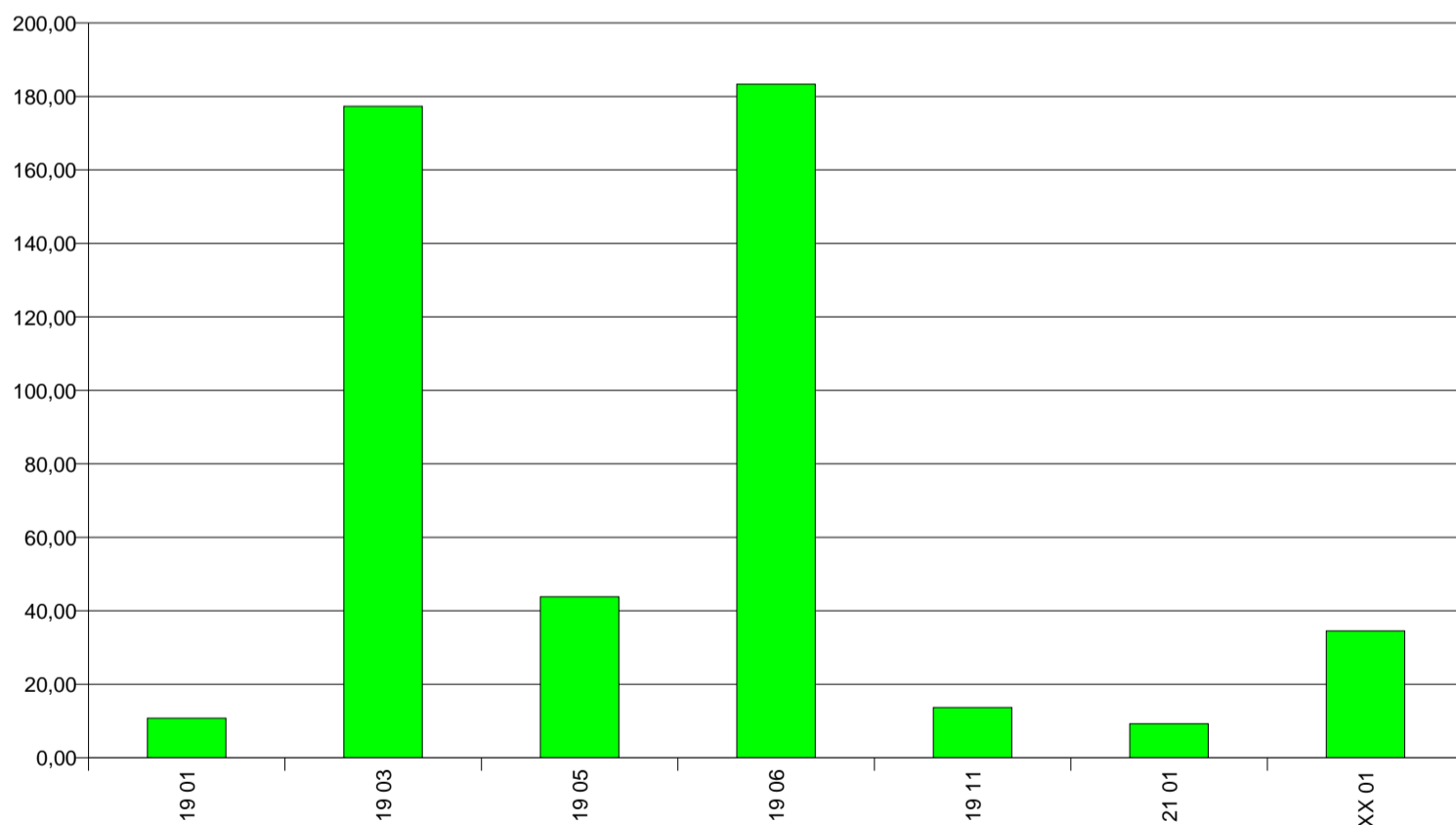
\* Payment appropriations authorised include, in addition to the budget voted by the legislative authority, appropriations carried over from the previous exercise, budget amendments as well as miscellaneous payment appropriations for the period (e.g. internal and external assigned revenue).



**TABLE 3 : BREAKDOWN OF COMMITMENTS TO BE SETTLED AT 31/12/2010 (in Mio €)**

Chapter		2010 Commitments to be settled				Commitments to be settled from financial years previous to 2010	Total of Commitments to be settled at end of financial year 2010 (incl.corrections)	Total of Commitments to be settled at end of financial year 2009 (incl.corrections)
		Commitments 2010	Payments 2010	RAL 2010	% to be settled			
		1	2	3=1-2	4=1-2/1			
Title 19 : External relations								
19 01	Administrative expenditure of `External relations¿ policy area	101,72	90,97	10,75	10,57 %	0,00	10,75	11,85
19 03	Common foreign and security policy (CFSP)	287,05	169,98	117,06	40,78 %	60,29	177,35	168,96
19 05	Relations and cooperation with industrialised non-member countries	15,35	0,44	14,91	97,11 %	28,92	43,83	45,60
19 06	Crisis response and global threats to security	156,92	52,83	104,09	66,34 %	79,25	183,35	153,94
19 11	Policy strategy and coordination for `External relations¿ policy area	15,36	6,19	9,17	59,69 %	4,52	13,69	20,39
<b>Total Title 19</b>		576,40	320,41	255,99	44,41 %	172,99	428,98	400,74
Title 21 : Development and relations with African, Caribbean and Pacific (ACP) States								
21 01	Administrative expenditure of `Development and relations with ACP States¿ policy area	102,36	93,10	9,26	9,05 %	0,00	9,26	10,00
<b>Total Title 21</b>		102,36	93,10	9,26	9,05 %	0,00	9,26	10,00
Title XX : Administrative expenditure allocated to policy areas								
XX 01	Administrative expenditure allocated to policy areas	428,11	393,59	34,53	8,06 %	0,00	34,53	43,53
<b>Total Title XX</b>		428,11	393,59	34,53	8,06 %	0,00	34,53	43,53
<b>Total DG RELEX</b>		1.106,87	807,10	299,78	27,08 %	172,99	<b>472,76</b>	454,27

Breakdown of Commitments remaining to be settled (in Mio EUR)



**TABLE 4 : BALANCE SHEET RELEX**

<b>BALANCE SHEET</b>	<b>2010</b>	<b>2009</b>
<b>A.I. NON CURRENT ASSETS</b>	<b>94.863.481,30</b>	<b>99.142.655,67</b>
A.I.1. Intangible Assets	169.831,06	7.869,95
A.I.2. Property, plant and equipment	89.161.753,08	93.755.571,42
A.I.3. Long-term investments	0,00	0,00
A.I.6. LT Receivables	5.531.897,16	5.379.214,30
<b>A.II. CURRENT ASSETS</b>	<b>261.061.254,88</b>	<b>120.307.704,59</b>
A.II.2. Short-term Pre-Financing	215.449.305,31	75.448.886,78
A.II.3. Short-term Receivables	13.005.335,92	13.233.212,26
A.II.5. Cash and Cash Equivalents	32.606.613,65	31.625.605,55
<b>ASSETS</b>	<b>355.924.736,18</b>	<b>219.450.360,26</b>
<b>P.II. NON CURRENT LIABILITIES</b>	<b>1.634,69</b>	<b>1.634,69</b>
P.II.4. Other long-term Liabilities	1.634,69	1.634,69
<b>P.III. CURRENT LIABILITIES</b>	<b>-123.653.149,18</b>	<b>-121.104.679,75</b>
P.III.4. Accounts Payable	-123.653.149,18	-121.104.679,75
<b>LIABILITIES</b>	<b>-123.651.514,49</b>	<b>-121.103.045,06</b>
<b>NET ASSETS (ASSETS less LIABILITIES)</b>	<b>232.273.221,69</b>	<b>98.347.315,20</b>
P.I.2. Accumulated Surplus / Deficit	752,37	362,42
Non-allocated central (surplus)/deficit*	-232.273.974,06	-98.347.677,62
<b>TOTAL</b>	<b>0,00</b>	<b>0,00</b>

\* This figure is a balancing amount presented here so as to reflect the fact that the accumulated result of the Commission is not attributed to each DG

It should be noted that the balance sheet and economic outturn account presented in Annex 3 to this Annual Activity Report, represent only the (contingent) assets, (contingent) liabilities, expenses and revenues that are under the control of this Directorate General. Significant amounts such as own resource revenues and cash held in Commission bank accounts are not included in this Directorate General's accounts since they are managed centrally by DG Budget, on whose balance sheet and economic outturn account they appear. Furthermore, since the accumulated result of the Commission is not split amongst the various Directorates General, it can be seen that the balance sheet presented here is not in equilibrium.

Additionally, the figures included in tables 4 and 5 are provisional since they are, at this date, still subject to audit by the Court of Auditors. It is thus possible that amounts included in these tables may have to be adjusted following this audit.

**TABLE 5 : ECONOMIC OUTTURN ACCOUNT RELEX**

<b>ECONOMIC OUTTURN ACCOUNT</b>	<b>2010</b>	<b>2009</b>
<b>II.1 SURPLUS/ DEF. FROM OPERATING ACTIVT</b>	<b>886.444.913,49</b>	<b>933.747.145,58</b>
II.1.1. OPERATING REVENUES	-35.826.500,64	-111.718.348,05
II.1.1.0. Own resource and contributions	-19.359,73	-12.587,58
II.1.1.1. Other operating revenue	-35.807.140,91	-111.705.760,47
II.1.2. OPERATING EXPENSES	922.271.414,13	1.045.465.493,63
II.1.2.1. Administrative Expenses	658.113.321,04	611.539.856,91
II.1.2.2. Operating Expenses	264.158.093,09	433.925.636,72
<b>II.2. SURPLUS/DEF. NON OPERATING ACTIVIT</b>	<b>1.003.372,74</b>	<b>-211.410,08</b>
II.2. FINANCIAL OPERATIONS	1.003.372,74	-211.410,08
II.2.1. Financial revenue	-1.297.072,44	-781.601,05
II.2.2. Financial expenses	2.300.445,18	570.190,97
<b>ECONOMIC OUTTURN ACCOUNT</b>	<b>887.448.286,23</b>	<b>933.535.735,50</b>

It should be noted that the balance sheet and economic outturn account presented in Annex 3 to this Annual Activity Report, represent only the (contingent) assets, (contingent) liabilities, expenses and revenues that are under the control of this Directorate General. Significant amounts such as own resource revenues and cash held in Commission bank accounts are not included in this Directorate General's accounts since they are managed centrally by DG Budget, on whose balance sheet and economic outturn account they appear. Furthermore, since the accumulated result of the Commission is not split amongst the various Directorates General, it can be seen that the balance sheet presented here is not in equilibrium.

Additionally, the figures included in tables 4 and 5 are provisional since they are, at this date, still subject to audit by the Court of Auditors. It is thus possible that amounts included in these tables may have to be adjusted following this audit.

TABLE 6: AVERAGE PAYMENT TIME LIMITS FOR 2010 - DG RELEX

Legal Times							
Maximum Payment Time (Days)	Total Number of Payments	Nbr of Payments within Time Limit	Percentage	Average Payment Times (Days)	Nbr of Late Payments	Percentage	Average Payment Times (Days)
1	15				15	100,00 %	18,38
2	4				4	100,00 %	15,67
3	1				1	100,00 %	39,00
4	4	1	25,00 %	3,00	3	75,00 %	19,25
5	14	3	21,43 %	4,33	11	78,57 %	11,15
6	3	1	33,33 %	6,00	2	66,67 %	16,50
7	3				3	100,00 %	22,33
8	31	9	29,03 %	6,22	22	70,97 %	20,50
10	600	26	4,33 %	6,31	574	95,67 %	24,30
12	1				1	100,00 %	17,00
14	10	3	30,00 %	8,25	7	70,00 %	26,35
15	19	4	21,05 %	10,75	15	78,95 %	28,59
20	19	14	73,68 %	13,36	5	26,32 %	25,00
25	2	2	100,00 %	16,50			
30	138272	107198	77,53 %	15,59	31074	22,47 %	47,32
40	1	1	100,00 %	26,00			
45	13490	12437	92,19 %	18,88	1053	7,81 %	80,52
60	3948	3889	98,51 %	20,45	59	1,49 %	80,57
<b>Total Number of Payments</b>	<b>156437</b>	<b>123588</b>	<b>79,00 %</b>		<b>32849</b>	<b>21,00 %</b>	
<b>Average Payment Time</b>	<b>22,77</b>			<b>16,07</b>			<b>47,97</b>

Target Times							
Target Payment Time (Days)	Total Number of Payments	Nbr of Payments within Target Time	Percentage	Average Payment Times (Days)	Nbr of Late Payments	Percentage	Average Payment Times (Days)
1	15				15	100,00 %	18,38
2	4				4	100,00 %	15,67
3	1				1	100,00 %	39,00
4	4	1	25,00 %	3,00	3	75,00 %	19,25
5	14	3	21,43 %	4,33	11	78,57 %	11,15
6	3	1	33,33 %	6,00	2	66,67 %	16,50
7	3				3	100,00 %	22,33
8	31	9	29,03 %	6,22	22	70,97 %	20,50
10	600	26	4,33 %	6,31	574	95,67 %	24,30
12	1				1	100,00 %	17,00
14	10	3	30,00 %	8,25	7	70,00 %	26,35
15	19	4	21,05 %	10,75	15	78,95 %	28,59
20	170	122	71,76 %	13,25	48	28,24 %	36,48
25	2	2	100,00 %	16,50			
30	155560	120630	77,55 %	15,51	34930	22,45 %	47,17
<b>Total Number of Payments</b>	<b>156437</b>	<b>120801</b>	<b>77,22 %</b>		<b>35636</b>	<b>22,78 %</b>	
<b>Average Payment Time</b>	<b>22,61</b>			<b>15,50</b>			<b>46,72</b>

Suspensions							
Average Report Approval Suspension Days	Average Payment Suspension Days	Number of Suspended Payments	% of Total Number	Total Number of Payments	Amount of Suspended Payments	% of Total Amount	Total Paid Amount
1	45	613	0,39 %	156437	58.812.325,54	5,51 %	1.067.766.971,28

Late Interest paid in 2010			
DG	GL Account	Description	Amount (Eur)
DG RELEX	65010000	Interest expense on late payment of charges	3 946,88
DG RELEX	65010100	Interest on late payment of charges New FR	10 811,62
			<b>14 758,50</b>

**TABLE 7 : SITUATION ON REVENUE AND INCOME IN 2010**

Chapter	Revenue and income recognized			Revenue and income cashed from			Outstanding balance	
	Current year RO	Carried over RO	Total	Current Year RO	Carried over RO	Total		
	1	2	3=1+2	4	5	6=4+5		
<b>Title 4: REVENUE ACCRUING FROM PERSONS WORKING WITH THE INSTITUTIONS AND OTHER UNION BODIES</b>								
40	MISCELLANEOUS TAXES AND DEDUCTIONS	16.451.799,77	9.864,94	16.461.664,71	16.451.799,77	9.864,94	16.461.664,71	-0,00
41	CONTRIBUTIONS TO THE PENSION SCHEME	16.209.743,78	0,00	16.209.743,78	16.209.743,78	0,00	16.209.743,78	0,00
	<b>Total Title 4</b>	<b>32.661.543,55</b>	<b>9.864,94</b>	<b>32.671.408,49</b>	<b>32.661.543,55</b>	<b>9.864,94</b>	<b>32.671.408,49</b>	<b>-0,00</b>
<b>Title 5: REVENUE ACCRUING FROM THE ADMINISTRATIVE OPERATION OF THE INSTITUTION</b>								
52	REVENUE FROM INVESTMENTS OR LOANS GRANTED, BANK AND OTHER INTEREST	459.341,41	56.448,44	515.789,85	413.581,62	56.448,44	470.030,06	45.759,79
57	OTHER CONTRIBUTIONS AND REFUNDS IN CONNECTION WITH THE ADMINISTRATIVE OPERATION OF THE INSTITUTION	3.295.974,08	337.097,80	3.633.071,88	2.595.352,93	64.351,86	2.659.704,79	973.367,09
	<b>Total Title 5</b>	<b>3.755.315,49</b>	<b>393.546,24</b>	<b>4.148.861,73</b>	<b>3.008.934,55</b>	<b>120.800,30</b>	<b>3.129.734,85</b>	<b>1.019.126,88</b>
<b>Title 6: CONTRIBUTIONS AND REFUNDS IN CONNECTION WITH COMMUNITY/EU AGREEMENTS AND PROGRAMMES</b>								
63	CONTRIBUTIONS UNDER SPECIFIC AGREEMENTS	134.709,59	154.800,00	289.509,59	134.709,59	154.800,00	289.509,59	0,00
66	OTHER CONTRIBUTIONS AND REFUNDS	7.004.447,52	1.225.372,32	8.229.819,84	5.679.851,93	1.202.606,12	6.882.458,05	1.347.361,79
	<b>Total Title 6</b>	<b>7.139.157,11</b>	<b>1.380.172,32</b>	<b>8.519.329,43</b>	<b>5.814.561,52</b>	<b>1.357.406,12</b>	<b>7.171.967,64</b>	<b>1.347.361,79</b>

Note : The figures are those related to the provisional accounts and not yet audited by the Court of Auditors

Annex 3 Financial Reports - DG RELEX  
Report printed on 10/05/2011

**TABLE 7 : SITUATION ON REVENUE AND INCOME IN 2010**

Chapter	Revenue and income recognized			Revenue and income cashed from			Outstanding balance	
	Current year RO	Carried over RO	Total	Current Year RO	Carried over RO	Total		
	1	2	3=1+2	4	5	6=4+5	7=3-6	
<b>Title 9: MISCELLANEOUS REVENUE</b>								
90	MISCELLANEOUS REVENUE	2.315.981,52	26.533,34	2.342.514,86	2.315.981,52	26.533,34	2.342.514,86	-0,00
	<b>Total Title 9</b>	<b>2.315.981,52</b>	<b>26.533,34</b>	<b>2.342.514,86</b>	<b>2.315.981,52</b>	<b>26.533,34</b>	<b>2.342.514,86</b>	<b>-0,00</b>
<b>Total DG RELEX</b>		<b>45.871.997,67</b>	<b>1.810.116,84</b>	<b>47.682.114,51</b>	<b>43.801.021,14</b>	<b>1.514.604,70</b>	<b>45.315.625,84</b>	<b>2.366.488,67</b>

Note : The figures are those related to the provisional accounts and not yet audited by the Court of Auditors

Annex 3 Financial Reports - DG RELEX  
Report printed on 10/05/2011

**TABLE 8 : RECOVERY OF UNDUE PAYMENTS  
(Number of Recovery Contexts and corresponding Transaction Amount)**

RECOVERY ORDERS ISSUED IN 2010  Year of Origin (commitment)	Error		Follow Up		No error / irregularity		TOTALS	
	Nbr	RO Amount	Nbr	RO Amount	Nbr	RO Amount	Nbr	RO Amount
2004					3	177.034,79	3	177.034,79
2005					3	254.829,39	3	254.829,39
2006			1	13.011,00	10	2.628.984,43	11	2.641.995,43
2007					10	2.970.973,40	10	2.970.973,40
2008	1	15.106,00	1	44.241,00	22	1.412.863,26	24	1.472.210,26
2009	9	9.787,51			38	633.174,80	47	642.962,31
2010					5	65.118,74	5	65.118,74
No Link	1	3.882,25			4	1.328.139,15	5	1.332.021,40
	<b>11</b>	<b>28.775,76</b>	<b>2</b>	<b>57.252,00</b>	<b>95</b>	<b>9.471.117,96</b>	<b>108</b>	<b>9.557.145,72</b>

**EXPENSES**

	Nbr	Amount
INCOME LINES IN INVOICES	0	

	Error		Irregularity		No error / irregularity	
	Nbr	Non-Eligible Amount	Nbr	Non-Eligible Amount	Nbr	Non-Eligible Amount
NON ELIGIBLE AMOUNT IN COST CLAIMS	2	16.866,32	1	1.705,90	20	866.859,14

	Error		Follow Up		Irregularity		No error / irregularity	
	Nbr	Credit Note Amount	Nbr	Credit Note Amount	Nbr	Credit Note Amount	Nbr	Credit Note Amount
CREDIT NOTES	36	-645.228,48	36	-1.731.801,90	9	-23.527,85	19	-66.992,47

Note : The figures are those related to the provisional accounts and not yet audited by the Court of Auditors. The provisional closure will be based on the recovery context situation at 28/02/2011.

**TABLE 9: AGEING BALANCE OF RECOVERY ORDERS AT 31/12/2010 FOR RELEX**

Year of Origin	Number at 01/01/2010	Number at 31/12/2010	Evolution	Open Amount (Eur) at 01/01/2010	Open Amount (Eur) at 31/12/2010	Evolution
2005	2	2	0,00 %	23.461,59	23.461,59	0,00 %
2006	1	1	0,00 %	135.319,73	135.319,73	0,00 %
2008	2	1	-50,00 %	278.534,59	272.745,94	-2,08 %
2009	11		-100,00 %	1.514.604,70		-100,00 %
2010		12			2.076.028,55	
Totals	16	16	0,00 %	1.951.920,61	2.507.555,81	28,47 %

**TABLE 10 : RECOVERY ORDER WAIVERS IN 2010 >= EUR 100.000**

	Waiver Central Key	Linked RO Central Key	RO Accepted Amount (Eur)	LE Account Group	Commission Decision	Comments
--	--------------------	-----------------------	--------------------------	------------------	---------------------	----------

Total DG RELEX	
----------------	--

Number of RO waivers	0
----------------------	---

*J u s t i f i c a t i o n s :*

**No data to be reported**

**TABLE 11 : CENSUS OF NEGOTIATED PROCEDURES - DG RELEX - YEAR 2010****External Action Contracts > 10.000**

<b>Negotiated Procedure Legal base</b>	<b>Number of Procedures</b>	<b>Amount (€)</b>
Art. 242 1a	3	431.232,90
Art. 242 1b	1	2.216.280,00
Art. 242 1c	1	35.379,71
<b>Total</b>	<b>5</b>	<b>2.682.892,61</b>

**TABLE 12 : SUMMARY OF PROCEDURES OF DG RELEX EXCLUDING BUILDING CONTRACTS**

<b>Internal procedures &gt; € 60,000</b>	<b>2009</b>		<b>2010</b>	
<b>Contract Class</b>	<b>Count</b>	<b>Amount (€)</b>	<b>Count</b>	<b>Amount (€)</b>
Service	5	33.630.598,00	1	4.237.600,00
<b>TOTAL</b>	<b>5</b>	<b>33.630.598,00</b>	<b>1</b>	<b>4.237.600,00</b>
<b>Procedure Type</b>	<b>Count</b>	<b>Amount (€)</b>	<b>Count</b>	<b>Amount (€)</b>
Negotiated Procedure with at least one candidate (Art 129.3 IR)	1	4.400.000,00		
Open Procedure (Art. 122.2 IR)	1	250.000,00		
Restricted Procedure(Art. 122.2 IR)	2	8.980.598,00	1	4.237.600,00
Supply - Negotiated Procedure with a single offer (Art. 244 IR)	1	20.000.000,00		
<b>TOTAL</b>	<b>5</b>	<b>33.630.598,00</b>	<b>1</b>	<b>4.237.600,00</b>

<b>External procedures &gt; € 10,000</b>	<b>2009</b>		<b>2010</b>	
<b>Contract Class</b>	<b>Count</b>	<b>Amount (€)</b>	<b>Count</b>	<b>Amount (€)</b>
Service	3	1.173.909,71	6	2.882.892,61
Supply			1	1.400.000,00
<b>TOTAL</b>	<b>3</b>	<b>1.173.909,71</b>	<b>7</b>	<b>4.282.892,61</b>
<b>Procedure Type</b>	<b>Count</b>	<b>Amount (€)</b>	<b>Count</b>	<b>Amount (€)</b>
Service - Competitive Negotiated Procedure with at least three candidates without pub. (Art. 241.1&3)			1	200.000,00
Service - Negotiated Procedure with a single offer (Art. 242 IR)	2	1.113.909,71	5	2.682.892,61
Service - Procedure with a single offer (Art. 241.1 IR)	1	60.000,00		
Competitive Dialogue (Art. 125b IR)			1	1.400.000,00
<b>TOTAL</b>	<b>3</b>	<b>1.173.909,71</b>	<b>7</b>	<b>4.282.892,61</b>

### **Additional comments**

Le nombre élevé de procédures négociées s'explique par la nature même de l'Instrument de Stabilité, qui est un instrument qui intervient en cas de crise.

**TABLE 13 : BUILDING CONTRACTS**

<b>Total number of contracts :</b>	<b>147</b>
<b>Total amount :</b>	<b>53.551.347,93</b>

<b>Legal base</b>	<b>Contract Number</b>	<b>Contractor Name</b>	<b>Description</b>	<b>Amount (€)</b>
Art. 126 1h	0119858	PETROVA	RENT OF DELEGATION PREMISES	330.000,00
Art. 126 1h	0151246	CABINET FONCIER ET IMMOBILIER SA*CF I SA	CONTRAT DE BAIL	12.000,00
Art. 126 1h	0216268	VAN DER VELDEN	CONTRAT DE BAIL	90.960,00
Art. 126 1h	0220518	AGENCE ABDOULAYE MAREGA*	CONTRAT DE BAIL A LOYER	800.000,00
Art. 126 1h	0221449	MC BUSINESS SURL*	CONTRAT DE BAIL A LOYER	91.470,00
Art. 126 1h	0273991	ZAFIROVSKI	ACCOMODATION PATRICK PAQUET	158.400,00
Art. 126 1h	0326964	SUPCHAROEN ASSET COMPANY LIMITED*	ACCOMMODATION RENT - ITHABL 087 MS	100.397,41
Art. 126 1h	0329797	PRITCHARD INDUSTRIES INC*	OFFICE CLEANING CONTRACT 2010	23.643,21
Art. 126 1h	0332770	DETTORRE	RENTAL L041	93.756,23
Art. 126 1h	0333686	MARAJ GOLD LTD*	DELTTOP- LEASE CONTRACT RESIDENCE - R015	287.267,40
Art. 126 1h	0335797	ROSSIJSKAJA FEDERACIJA*FEDERATION D E RUSSIE RUSSIAN FEDERATION	RUS / DOBRINYA A08-07 APARTMENT / LEASE ACCOMODATION OFFICIALS (GEORGIEV) 2010-2012	46.450,02
Art. 126 1h	0335822	ROSSIJSKAJA FEDERACIJA*FEDERATION D E RUSSIE RUSSIAN FEDERATION	RUS / DOBRINYA A11-06 APARTMENT / LEASE ACCOMODATION OFFICIALS (BRZOWSKA)	47.015,19
Art. 126 1h	0335848	ROSSIJSKAJA FEDERACIJA*FEDERATION D E RUSSIE RUSSIAN FEDERATION	RUS / DOBRINYA A13-02 APARTMENT / LEASE ACCOMODATION OFFICIALS (LUDWISZAK)	53.049,59
Art. 126 1h	0335855	ROSSIJSKAJA FEDERACIJA*FEDERATION D E RUSSIE RUSSIAN FEDERATION	RUS / DOBRINYA A10-05 APARTMENT / LEASE ACCOMODATION OFFICIALS 2010-2012	52.105,62
Art. 126 1h	0338288	EL HADI	CONTRAT DE BAIL POUR JED	22.000,00

Art. 126 1h	0339862	ROSSIJSKAJA FEDERACIJA*FEDERATION D E RUSSIE RUSSIAN FEDERATION	RUS / DOBRINYA A 09-01 / LEASE ACCOMODATION OFFICIALS 2010-2012	229.780,12
Art. 126 1h	0339934	SOCIETE CARIBEENNE DE DEVELOPPEMENT ET D'INVESTISSEMENT SA*SCDI SA	LOCATION TERRAIN ET MAISON A USAGE BUREAU ET LOGEMENT. RUE BORNO	534.000,00
Art. 126 1h	0340317	PT INDOFICA*	DELEGATION INDONESIA ACCOMMODATION OFFICIAL - L063	70.302,69
Art. 126 1h	0340439	H.B.I. DOO ZA HOTELIJERSTVO UGOSTIT ELJSTVO I TURIZAM*SHERATON ZAGREB H OTEL	DELHRVZ RENT OF PARKING PLACES 01/2010	16.156,46
Art. 126 1h	0342040	OOO HINES*HINES LLC	DONSKOY POSAD LEASE B 901 01.04.10-30.03.11 (DPL-42/10)	65.032,64
Art. 126 1h	0342738	SERGIENKO	ACCOMMODATION OF OFFICIAL	50.050,00
Art. 126 1h	0343093	LENGSAVATH	ACCOMMODATION RENT OF CA - MS BRIDE	8.896,14
Art. 126 1h	0343133	EGOROV NADEJDA IURIE ASOCIATIA*	ACCOMMODATION OF KAIDO SIREL	144.000,00
Art. 126 1h	0343459	KURACHENKO	ACCOMMODATION OF OFFICIAL	190.000,00
Art. 126 1h	0344996	MONTANO RICO	VIVIENDA	1.335,00
Art. 126 1h	0345192	CACIC	DELHRVZ RENT SVETOSIMUNSKA 91	97.200,00
Art. 126 1h	0345197	LOPEZ DE MERKEL	VIVIENDA	3.000,00
Art. 126 1h	0345199	APT DE GOLDSTEIN BROFMAN	VIVIENDA	1.779,00
Art. 126 1h	0345200	PATINO SARCINELLI	VIVIENDA	1.560,00
Art. 126 1h	0345201	ORIHUELA VALDEZ	VIVIENDA	1.400,00
Art. 126 1h	0345767	VINICHBUTR	ACCOMMODATION RENT - ITHABL089 - BS (THE MEDISON CONDO)	154.149,65
Art. 126 1h	0346646	MURSALIM	RENTAL ACCOMMODATION OFFICIAL JL. BENDA 99C - JAKARTA	89.007,57
Art. 126 1h	0346858	WIBOWO	RENTAL ACCOMMODATION OFFICIAL JL CIBITUNG III NO 2 - JAKARTA	60.259,45
Art. 126 1h	0347226	ROSSIJSKAJA FEDERACIJA*FEDERATION D E RUSSIE RUSSIAN FEDERATION	LEASE ACCOMMODATION OFFICIALS/ APT B 03-02. DOBRINYA, DHOD RESIDENCE-	240.000,00
Art. 126 1h	0349191	OUADAH	DELDZAA - LOCATION AIRE DE STATIONNEMENT DEL	183.173,19

Art. 126 1h	0349361	OUADAH	DELDZAA - LOYER COMPOUND	2.694.267,55
Art. 126 1h	0349445	DJERBOUA	DELDZAA - LOYER LOGT. N. MOLINA ROJAS	240.000,00
Art. 126 1h	0350849	ASSISTANCE, GESTION ET MARKETING SA RL*AGEMA	LOCATION LOGEMENT CHEF DES OPERATIONS DE COOPERATION	95.128,20
Art. 126 1h	0352957	MALYSHKO	ACCOMMODATION OF OFFICIAL	201.600,00
Art. 126 1h	0354448	VILLEGAS DE VILLAMIZAR	ARRIENDO APTO FUNCIONARIO 7	148.496,14
Art. 126 1h	0355846	CENTURY 3000 SCI*CENTURY	LOCATION D'UN IMMEUBLE A USAGE DE BUREAU	2.035.597,00
Art. 126 1h	0356852	FOUR SQUARES OOO*	DELEGATION / ACCOMODATION LEASE - GOMBALOVA - BOLSHOY LEVSHINSKIY PER.. 17/25	20.000,00
Art. 126 1h	0357302	BAROUSKAYA	ACCOMMODATION OF OFFICIAL	129.000,00
Art. 126 1h	0360358	ROSSIJSKAJA FEDERACIJA*FEDERATION D E RUSSIE RUSSIAN FEDERATION	DOBRINYA / RENT OF PARKING PLACES # 135 & 143	7.000,00
Art. 126 1h	0360605	KHAMAR PROPERTIES DEVELOPMENT COMPANY LIMITED*	LEASE CONTRACT FOR THE RESIDENCE OF THE HEAD OF DELEGATION	86.877,07
Art. 126 1h	0361117	LE BRISTOL LIMITED*	LEASE CONTRACT FOR A CONTRACTUAL AGENT IN THE DELEGATION	54.909,56
Art. 126 1h	0361399	LE BRISTOL LIMITED*	LEASE CONTRACT FOR A CONTRACTUAL AGENT IN THE DELEGATION	54.909,56
Art. 126 1h	0362012	ABBAS	RENT HOUSE - FOR OFFICIAL	22.500,00
Art. 126 1h	0362031	TERZIOGLU	LEASE CONTRACT FOR MR. LUC VAN CRAEN	72.000,00
Art. 126 1h	0362077	PIS POSLOVNO INFORMATICKI SISTEMI D OO*	DELHRVZ RENT PANTOVCAK 83	114.000,00
Art. 126 1h	0362838	LE BRISTOL LIMITED*	LEASE CONTRACT FOR THE DEPUTY HEAD OF DELEGATION	55.746,84
Art. 126 1h	0363118	DULOVA	LEASE AGREEMENT, WB ACCOMMODATION	112.800,00
Art. 126 1h	0364065	TALERO GUTIERREZ	ARRIENDO APTO FUNCIONARIO 8	173.549,34
Art. 126 1h	0366529	VASWANI ASHOK*VALIRAM	RENTAL APARTMENT - USANL062 - THE GOTHAM, 170 E 87TH STR. # W10DE, NY NY 10128	216.428,92
Art. 126 1h	0368898	ROSSIJSKAJA FEDERACIJA*FEDERATION D E RUSSIE RUSSIAN FEDERATION	RUS / DOBRINYA A12-02 APARTMENT / LEASE ACCOMODATION OFFICIALS 2010-2012 (STOCK)	250.000,00

Art. 126 1h	0370967	OOO HINES*HINES LLC	DONSKOY POSAD LEASE C 905 15.09.10-14.09.15	370.000,00
Art. 126 1h	0371043	OOO HINES*HINES LLC	DONSKOY POSAD LEASE C 506 15.09.10-14.09.15	428.000,00
Art. 126 1h	0371490	OOO HINES*HINES LLC	DONSKOY POSAD LEASE C 502 20.09.10-19.09.15	428.000,00
Art. 126 1h	0372008	CONWAY	DELCANO - RENT L042 757 ACACIA LANE	71.090,05
Art. 126 1h	0373865	SMUTKOJON	ACCOMMODATION RENT - ITHABK 090 OM	165.148,06
Art. 126 1h	0373869	YANG	ACCOMMODATION RENT - ITHABK 091 MU	102.505,69
Art. 126 1h	0373977	OOO HINES*HINES LLC	DONSKOY POSAD LEASE LEASE C 704 01.09.10-31.08.15	205.000,00
Art. 126 1h	0374669	40 PARK AVENUE LLC	RENTAL USANL039: 40 PARK AVENUE, #18D, NY NY 10016	103.297,88
Art. 126 1h	0374702	CONG TY CO PHAN PHAT TRIEN TN*TN DE VELOPMENT JOINT STOCK COMPANY TND J SC	DELVNMHAN - LEASE CONTRACT FOR OFFICIAL - L066	113.857,22
Art. 126 1h	0374975	KOWA REAL ESTATE CO LTD*	LEASE AGREEMENT - SAION SAKURAZAKA #803	105.596,62
Art. 126 1h	0375803	OOO HINES*HINES LLC	DONSKOY POSAD LEASE B 801 15.09.10-14.09.15	260.000,00
Art. 126 1h	0375886	PUAPATTANAKAJORN	ACCOMMODATION RENT - ITHABK 092 VD	113.598,03
Art. 126 1h	0376161	ROSSIJSKAJA FEDERACIJA*FEDERATION D E RUSSIE RUSSIAN FEDERATION	DOBRINYA / RENT OF PARKING PLACE # 313	3.500,00
Art. 126 1h	0376682	ROSSIJSKAJA FEDERACIJA*FEDERATION D E RUSSIE RUSSIAN FEDERATION	DOBRINYA / PARKING PLACE # 124 FOR APT A 03-01	4.000,00
Art. 126 1h	0377406	ROSSIJSKAJA FEDERACIJA*FEDERATION D E RUSSIE RUSSIAN FEDERATION	DOBRINYA / PARKING PLACE # 127 (APARTMENT A 10-01, DOBRINYA)	3.500,00
Art. 126 1h	0377426	ROSSIJSKAJA FEDERACIJA*FEDERATION D E RUSSIE RUSSIAN FEDERATION	DOBRINYA / PARKING PLACE # 125 , APARTMENT A 13-02, DOBRINYA	3.500,00
Art. 126 1h	0377433	ROSSIJSKAJA FEDERACIJA*FEDERATION D E RUSSIE RUSSIAN FEDERATION	DOBRINYA / PARKING PLACE # 126 FOR APARTMENT A 12-02	3.500,00
Art. 126 1h	0377803	OOO HINES*HINES LLC	DONSKOY POSAD LEASE B 1602 05.10.10-04.10.15	213.000,00
Art. 126 1h	0379781	WIMALARATNA	LEASE CONTRACT FOR ANNEX BUILDING	308.880,00
Art. 126 1h	0379958	NESBITT PROPERTY MANAGEMENT INC COR PORATION*NESBITT PROPERTY MGMT NPM INC	DELCANO - L043 RENTAL CONTRACT 110 STANLEY AVE.	84.002,10

Art. 126 1h	0380130	OOO HINES*HINES LLC	DONSKOY POSAD LEASE B 301 16.10.10-15.10.15	277.000,00
Art. 126 1h	0380199	OOO HINES*HINES LLC	DONSKOY POSAD LEASE C 702 16.10.10-15.10.15	398.000,00
Art. 126 1h	0380214	OOO HINES*HINES LLC	DONSKOY POSAD LEASE B 1502 16.10.10-15.10.15	223.400,00
Art. 126 1h	0380218	OOO HINES*HINES LLC	DONSKOY POSAD LEASE B 601 16.10.10-15.10.15	270.000,00
Art. 126 1h	0380583	PETKOVSKI	ACCOMODATION LEASE CONTRACT	86.400,00
Art. 126 1h	0380693	VANGELOVSKI	ACCOMODATION LEASE CONTRACT ROBERT LIDDELL	86.400,00
Art. 126 1h	0380772	OOO HINES*HINES LLC	DONSKOY POSAD LEASE C 507 2010-2015	280.000,00
Art. 126 1h	0382011	DO THE THIEP*DOANH NGHIEP TU NHAN D UY HOANG MINH	DELVNMHAN - LEASE CONTRACT FOR OFFICIAL - L068 - BERENICE MURAILLE	100.506,94
Art. 126 1h	0383141	ESTETIKA BINAGRIYA PT*	RENTAL ACCOMMODATION OFFICIAL- SHANGRI-LA RESIDENCE UNIT 21 A-JAKARTA	36.000,00
Art. 126 1h	0383239	DASHUTINA	ACCOMMODATION OF OFFICIAL	265.000,00
Art. 126 1h	0383247	CLEAVE	ACCOMMODATION OF OFFICIAL	173.000,00
Art. 126 1h	0383666	MAGDA HUTAGALUNG	RENTAL ACCOMMODATION HOD - R017 - JL SRIWIJAYA 35 - JAKARTA SELATAN	1.150.000,00
Art. 126 1h	0384246	IRFAN	RENTAL ACCOMMODATION OFFICIAL JL. MATAI IE LR IKHLAS NO. 2-BANDA ACEH	19.250,00
Art. 126 1h	0384526	SITI ZUBAIDAH	RENTAL ACCOMMODATION OFFICIAL JL RAJASA II NO. 11A	42.000,00
Art. 126 1h	0385282	ESTETIKA BINAGRIYA PT*	RENTAL ACCOMMODATION OFFICIAL SHANGRILA RES UNIT 3C	112.000,00
Art. 126 1h	0385527	PT DHARMALA INTILAND TBK*	RENTAL OFFICE DELEGATION JAKARTA B002	1.500.000,00
Art. 126 1h	0386514	RDC PROPERTIES LIMITED*	DELBWA - LEASE CONTRACT FOR DELEGATION OFFICES AT PLOT 758	103.800,00
Art. 126 1h	0386635	KOK CHIANG	TONG KOK CHIANG / AD MH'S ACCOMODATION LEASE TA 17/12/2010 TO 16/12/2012	4.912,36
Art. 126 1h	0386638	YUSUF	YUSUF VALENT / NC'S ACCOMODATION LEASE TA 01/10/2010 TO 30/09/2012	14.402,14
Art. 126 1h	0386980	KOVAL	FINDER'S FEES FOR L090	265.000,00

Art. 126 1h	0387329	OOO HINES*HINES LLC	DONSKOY POSAD LEASE B 702-703 12.11.10-31.08.12	200.000,00
Art. 126 1h	0387771	ERHAN	ACCOMMODATION FOR GS	79.200,00
Art. 126 1h	0390344	FIAWOO	LOCATION BUREAU DE LA DELEGATION - CITE OUA	320.142,94
Art. 126 1h	0390661	TROICKI	DELSCGB - RENTAL CONTRACT - MILENTIJA POPOVICA 5V/12	115.200,00
Art. 126 1h	0391930	MARDONOV ZOHID SADIKOVICH*HOTEL CRY STAL	RENT AND REFURBISHMENT OF THE DELEGATION OFFICE FOR 2010 - 2020 ON POPOVA STR	3.324.959,08
Art. 126 1h	0392005	MARDONOV ZOHID SADIKOVICH*HOTEL CRY STAL	RENT AND REFURBISHMENT OF HOD RESIDENCE FOR 2010 - 2020 ON LUHOTI STR	1.022.356,50
Art. 126 1h	0393011	SCHIABELLO	LOGEMENT FONCTIONNAIRE - CH. DES CERISIERS 9 - 1295 TANNAY	267.935,58
Art. 126 1h	0393599	ROSSIJSKAJA FEDERACIJA*FEDERATION D E RUSSIE RUSSIAN FEDERATION	ACCOMODATION / LEASE ACCOMODATION OFFICIALS/ APARTMENT A 04-01, DOBRINYA. 2011-2012	141.010,58
Art. 126 1h	0393791	ROCK-EDGE ESTATE AND PROPERTY DEVEL OPMENT COMPANY LTD*REPDCL	LEASE CONTRACT FOR INGAAL 039	84.433,86
Art. 126 1h	0393844	ROSSIJSKAJA FEDERACIJA*FEDERATION D E RUSSIE RUSSIAN FEDERATION	RENT OF APARTMENT A 03-01, DOBRINYA, 2011-2012	164.512,34
Art. 126 1h	0394006	ROCK-EDGE ESTATE AND PROPERTY DEVEL OPMENT COMPANY LTD*REPDCL	LEASE CONTRACT FOR INGAAL 038	84.433,86
Art. 126 1h	0394153	ROSSIJSKAJA FEDERACIJA*FEDERATION D E RUSSIE RUSSIAN FEDERATION	DELEGATION / ACCOMODATION LEASE - VOLPATO 2011 - TVERSKOY BLV	40.160,52
Art. 126 1h	0394198	ROCK-EDGE ESTATE AND PROPERTY DEVEL OPMENT COMPANY LTD*REPDCL	LEASE CONTRACT FOR INGAAL 040	84.433,86
Art. 126 1h	0394314	ROCK-EDGE ESTATE AND PROPERTY DEVEL OPMENT COMPANY LTD*REPDCL	LEASE CONTRACT FOR INGAAL 055	84.433,86
Art. 126 1h	0395637	CONG TY TNHH DAU TU VA KINH DOANH T ONG HOP TAN MINH DUC*TMD BUSINESS C O., LTD TAN MINH DUC GENERAL BUSINE SS AND INVESTMENT COMPANY LIMITED	DELVNMHAN - LEASE CONTRACT L069 - JOSEPH BUCKLEY	80.328,62
Art. 126 1h	0395664	NDAGUBA	LEASE CONTRACT FOR INGAAL 051	65.989,84
Art. 126 1h	0396061	NAVARRO FORTUNY	LEASE CONTRACT FOR MR. MARIO CAIVANO GARCIA	62.400,00
Art. 126 1h	0396093	GUNGOR	LEASE CONTRACT FOR MR. MICHAEL MILLER	91.200,00
Art. 126 1h	0397343	BRAMPTON TRADE RE & C SARL*BTRE & C	LOGEMENT FONCTIONNAIRE - CH. DU TIRAGE 1299 CRANS-PRÈS-CÉLIGNY	30.316,31
Art. 126 1h	0399261	PEMBROKE MIYAMURAREAL ESTATE LTD*	LEASE AGREEMENT - MOTO-AZABU GRAND MANSION D	180.619,52

Art. 126 1h	0399262	AOYAMA REJIDENSU TOKUTEI MOKUTEKI G AISHA*OAKWOOD	LEASE AGREEMENT - OAKWOOD RESIDENCE AOYAMA	10.656,55
Art. 126 1h	0400981	TUKEL	LEASE CONTRACT FOR MS. ELENA SACHEZ	62.400,00
Art. 126 1h	0412809	TOURE	AVENANT N. 1 - PROLONGATION CONTRAT DE BAIL LOGEMENT L035	73.175,52
Art. 126 1h	0412810	KEITA	CONTRAT DE BAIL INITIAL / LOGEMENT L058	65.857,97
Art. 126 1h	0412812	SOCIETE DJIGUE ISSA ET SADIO SARL*S ODIES	CONTRAT DE BAIL INITIAL / LOGEMENT L036	131.715,95
Art. 126 1h	0412813	AGENCE IMMOBILIERE SONINKARA SARL*A IS SARL	AVENANT N. 2 - PROLONGATION CONTRAT DE BAIL LOGEMENT L046	73.175,52
Art. 126 1h	0413121	FAWAZ BUILDING MATERIALS (SL) LIMITED*FBM	RENT OF ACCOMMODATION - PLOT 9, HILL STATION, OFF LEICESTER PEAK ROAD	46.080,00
Art. 126 1h	0413505	BANQUE COMMERCIALE DU CONGO*	DELEGATION LOCATION RÉSIDENCE DU CHEF DE DÉLÉGATION, AV. NATIONS-UNIES, N° 78,	448.500,00
Art. 126 1h	0414910	GASPARINATOS	LOCATION LOGEMENT AV. DE LA REVOLUTION, N°5, GOMBE	508.800,00
Art. 126 1h	0415125	COMPAGNIE DE FINANCE ET ENTREPRISE SARL*CFE	LOCATION LOGEMENT AV. DE L'OUA, NGALIEMA - KINSHASA	344.400,00
Art. 247	0287357	MENUT CASTELNAU OLLE	DELURYM - 005 - RENT CONTRACT - HEAD OF CONTRACTS AND FINANCE DEPT.	72.005,14
Art. 247	0333757	DRUSTVO ZA PROIZVODNJU PROMET I USLUGE EXPORT-IMPORT INFO INTEL DOO PO DGORICA*	ACCOUNTANCY SERVICES	18.000,00
Art. 247	0357292	ROSSIJSKAJA FEDERACIJA*FEDERATION D E RUSSIE RUSSIAN FEDERATION	ACCOMODATION / LEASE ACCOMODATION OFFICIALS/ RENT OF APT A10-01, DOBRINYA	210.000,00
Art. 247	0357369	ROSSIJSKAJA FEDERACIJA*FEDERATION D E RUSSIE RUSSIAN FEDERATION	ACCOMODATION / LEASE ACCOMODATION OFFICIALS /	132.000,00
Art. 247	0359434	HAMIDOV	APPARTMENT FOR NICHOLAS EVANGELOU	150.000,00
Art. 247	0360795	HUSEYNOV	APPARTMENT FOR HELI KOSO	169.920,00
Art. 247	0360811	NASIRLI	APPARTMENT FOR JEROME PONS	225.600,00
Art. 247	0360868	CAVADOVA	RESIDENCE FOR HOD	180.000,00
Art. 247	0360869	SAFAROV	APPARTMENT FRO JEAN-LOUIS LAVROFF	152.000,00
Art. 247	0361313	LIBRA LLC*	EU DELEGATION	61.000,00

Art. 247	0368219	BRAIDI	DELLBNB - LOYER DE 2010	135.658,91
Art. 247	0368289	TOHALA	DELLBNB - LOYER EF 2010	129.600,00
Art. 247	0369725	RAMOLLO	ACCOMMODATION FOR DELEGATION CONTRACT AGENT IN MASERU	101.000,00
Art. 247	0384752	MONTECRISTO SA*MC SA	ALQUILER DEPARTAMENTO ARCOS 1254 EPS	130.000,00
Art. 247	0390309	REPUBLIQUE FRANCAISE*FRENCH REPUBLI C	BUREAUX ANNEXE DELEGATION	20.400.000,00
Art. 247	0392520	DEESUK	ACCOMMODATION RENT - ITHABL 094 JB	108.680,99
Art. 247	0393785	PUNJAB DEVELOPMENT LIMITED*	ACCOMMODATION RENT_MR.BERENGUER ANTONIO	107.875,94
Art. 247	0393795	SUPREME TEAM COMPANY LIMITED*	ACCOMMODATION RENT_MR. NYITRAI ATTILA	239.724,32
Art. 247	0398824	AJLANI MAZHAR HOUSAMI	DELLBNB - LOYER VR 2011	80.600,00
Art. 247	0399521	HARBOR DRIVE SAL*	DELLBNB - LOYER BUREAUX HD 2010	2.640.000,00
Art. 247	0403538	GUEYE	CONTRAT DE BAIL À USAGE D'HABITATION	74.100,00
Art. 247	0403910	SOCIETE D'INVESTISSEMENT ET DE PROMOTION IMMOBILIERE SA*SIPIM	CONTRAT DE BAIL À USAGE D'HABITATION POUR VICTOR MADEIRA DOS SANTOS	113.300,00

**TABLE 14 : CONTRACTS DECLARED SECRET**

<b>Total Number of Contracts :</b>	<b>0</b>
<b>Total amount :</b>	

<b>Legal base</b>	<b>Contract Number</b>	<b>Contractor Name</b>	<b>Type of contract</b>	<b>Description</b>	<b>Amount (€)</b>
-------------------	------------------------	------------------------	-------------------------	--------------------	-------------------

**No data to be reported**