

Annex 4 Financial Reports - DG COMP - Financial Year 2005

Table 1 : Commitments

Table 2 : Payments

Tables 3 : Outturn on appropriations by crossed subdelegation and joint delegation

For subdelegations and joint delegations given, the amounts executed are included in the sums executed by DG Ord ; for subdelegations and joint delegations received, the amounts executed have to be added to the sums executed as DG Ord.

Table 4 : Commitments remaining to be settled

Table 5 : Income

Table 6 : Ageing Balance of Recovery Orders

Table 7a : Negotiated Procedures (excluding Real Estate Contracts and Contracts < 13.800 €)

Table 7b : Summary of Contracts (excluding Real Estate Contracts and Contracts < 13.800 €)


Table 8 : Real Estate Contracts

Table 9 : Economic Outturn Account

Table 10 : Balance Sheet

Table 11 : Off Balance Sheet

Additional comments



Note : The figures are those related to the provisional accounts and not yet audited by the Court of Auditors

Annex 4 Financial Reports - DG COMP
Report printed on 24/03/2006

TABLE 1: OUTTURN ON COMMITMENT APPROPRIATIONS IN 2005				
Chapter		Commitment appropriations authorised	Commitments made	%
		1	2	3=2/1
Title 03: Competition				
03 01	Administrative expenditure of policy area competition	4,46	4,45	99,77 %
03 03	Mergers, antitrust and market liberalisation and cartels	0,82	0,60	73,40 %
Total title 03		5,27	5,05	95,68 %
Title 26: Commission's administration				
26 01	Administrative expenditure of policy area commission s administration	0,00		
Total title 26		0,00		
Total DG COMP		5,27	5,05	95,68 %

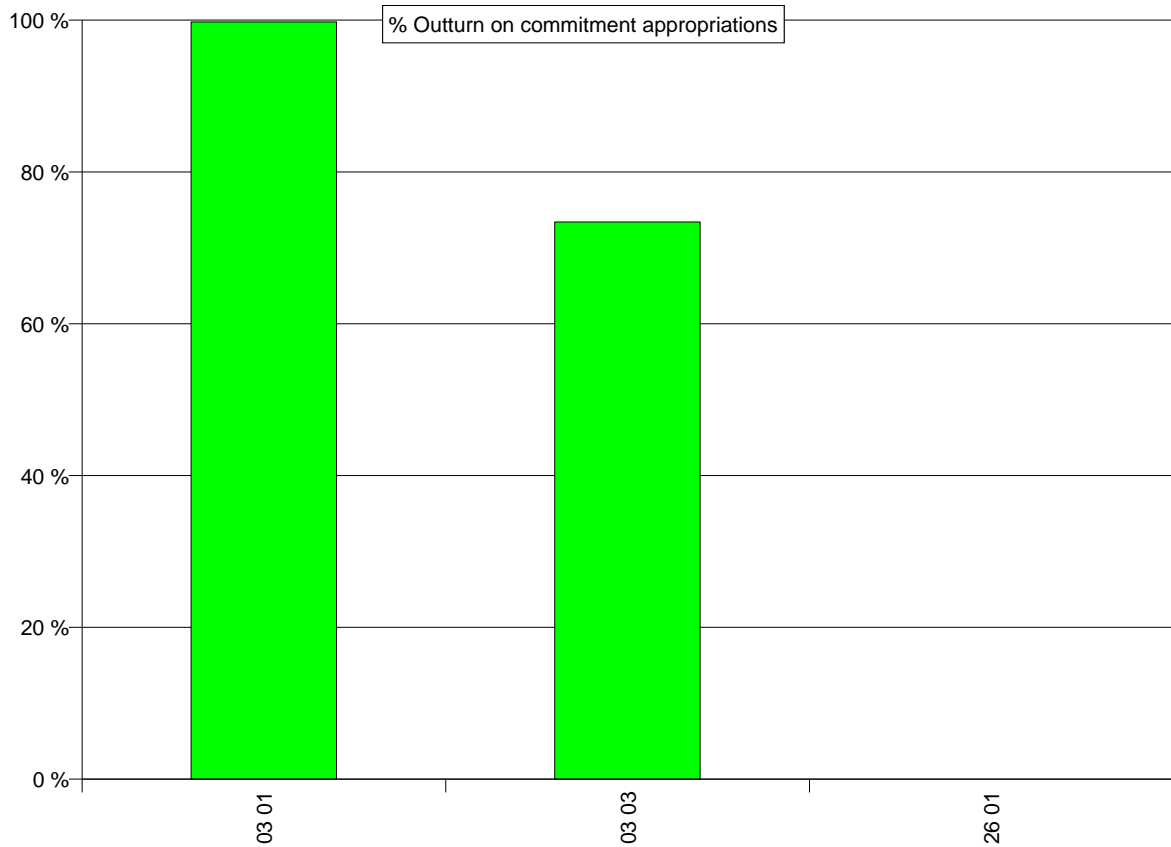


TABLE 2: OUTTURN ON PAYMENT APPROPRIATIONS IN 2005				
Chapter		Payment appropriations authorised	Payments made	%
		1	2	3=2/1
Title 03: Competition				
03 01	Administrative expenditure of policy area Competition	6,43	3,75	58,35 %
03 03	Mergers, antitrust and market liberalisation and cartels	0,81	0,15	18,65 %
Total title 03		7,24	3,90	53,90 %
Title 26: Commission's administration				
26 01	Administrative expenditure of policy area Commission s administration	0,00		
Total title 26		0,00		
Total DG COMP		7,24	3,90	53,90 %

% Outturn on payment appropriations

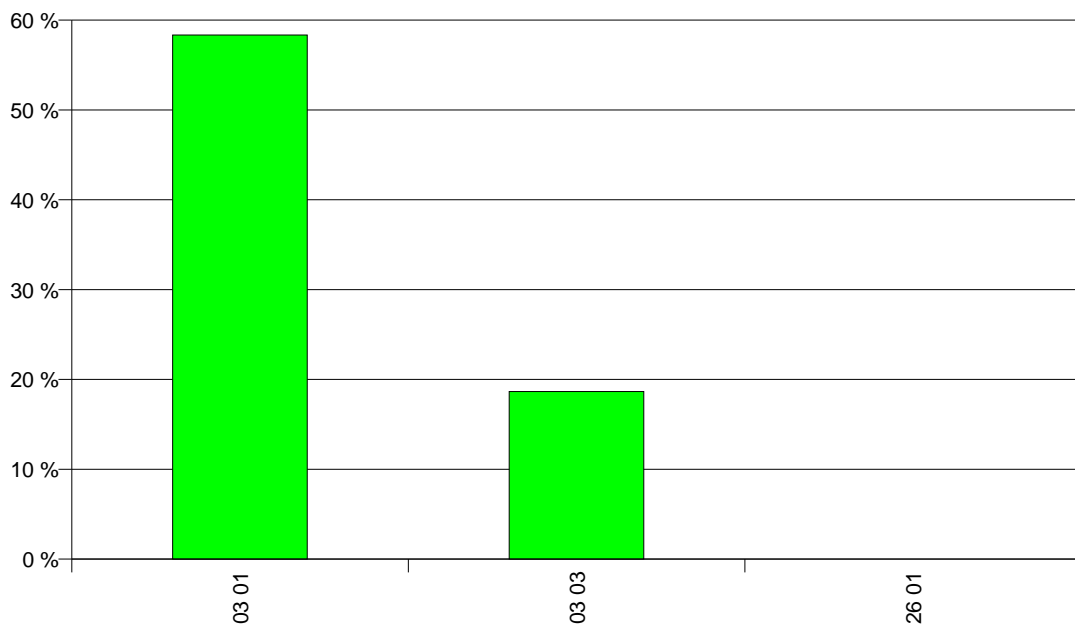


TABLE 3a: OUTTURN ON APPROPRIATIONS BY CROSSED SUBDELEGATION (GIVEN) IN 2005					
to DG	Commitments 2005		Payments 2005		
	Outturn	% of the total given	to DG	Outturn	% of the total given
Tot. given DG COMP					

% of total outturn on appropriations by subdelegation (given)

TABLE 3b : OUTTURN ON APPROPRIATIONS BY CROSSED SUBDELEGATION (RECEIVED) IN 2005

from DG	Commitments 2005		Payments 2005	
	Outturn	% of the total received	Outturn	% of the total received
ENTR	0,30	56,60 %	0,32	70,98 %
MARKT			0,03	6,06 %
SG	0,23	43,40 %	0,10	22,96 %
Tot. Received DG COMP	0,52	100,00 %	0,45	100,00 %

% of total outturn on appropriations by subdelegation (received)

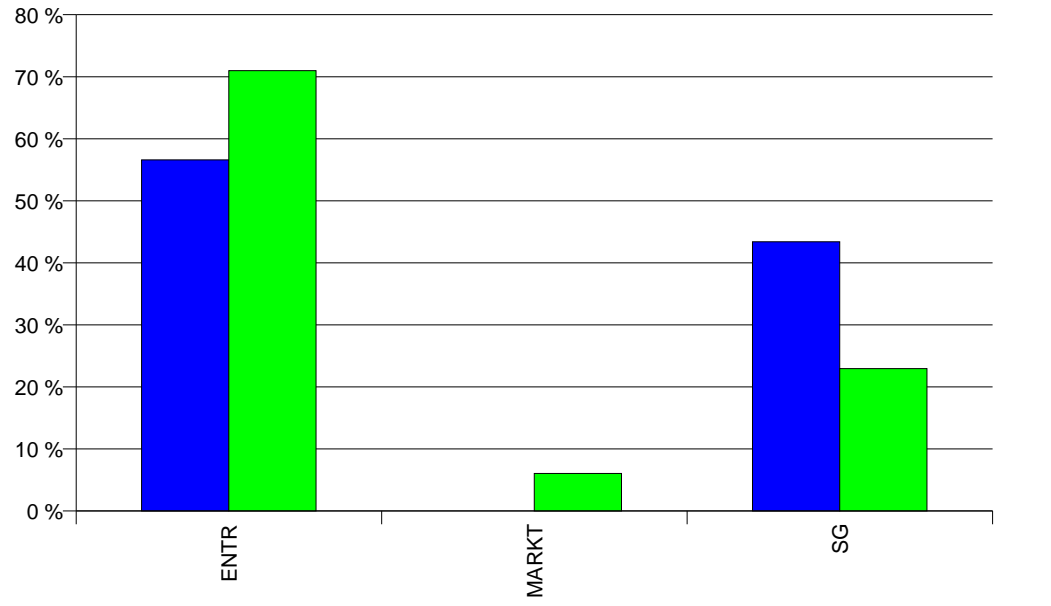


TABLE 3c : OUTTURN ON APPROPRIATIONS BY JOINT DELEGATION (GIVEN) IN 2005		
to DG	Payments 2005	
	Outturn	% of the total given
PMO	1,35	100,00 %
Tot. Given DG COMP	1,35	100,00 %

% Of total outturn on appropriations by joint delegation (given)

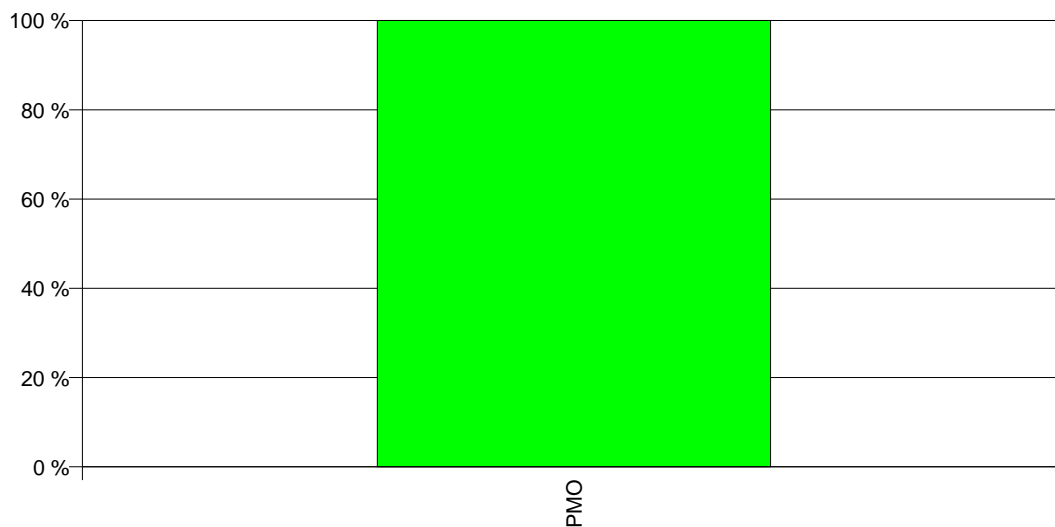


TABLE 3d : OUTTURN ON APPROPRIATIONS BY JOINT DELEGATION (RECEIVED) IN 2005		
from DG	Payments 2005	
	Outturn	% of the total received
Tot. received DG COMP		

% Of total outturn on appropriations by joint delegation (received)

TABLE 4: SITUATION OF COMMITMENTS TO BE SETTLED AT 31/12/2005							
Chapter		2005 Commitments to be settled				Commitments to be settled from financial years previous to 2005	Total of Commitments to be settled at end of financial year 2005 (incl.corrections)
		Commitment 2005	Payments 2005	RAL 2005	% to be settled		
		1	2	3=1-2	4=1-2/1	5	6=3+5
Title 03: Competition							
03 01	Administrative expenditure of policy area competition	4,45	1,95	2,50	56,14 %	0,00	2,50
03 03	Mergers, antitrust and market liberalisation and cartels	0,60	0,07	0,53	88,29 %	0,16	0,69
Total title 03		5,05	2,02	3,03	59,96 %	0,16	3,19
Total DG COMP		5,05	2,02	3,03	59,96 %	0,16	3,19

Breakdown of Commitments remaining to be settled (in Mio EUR)

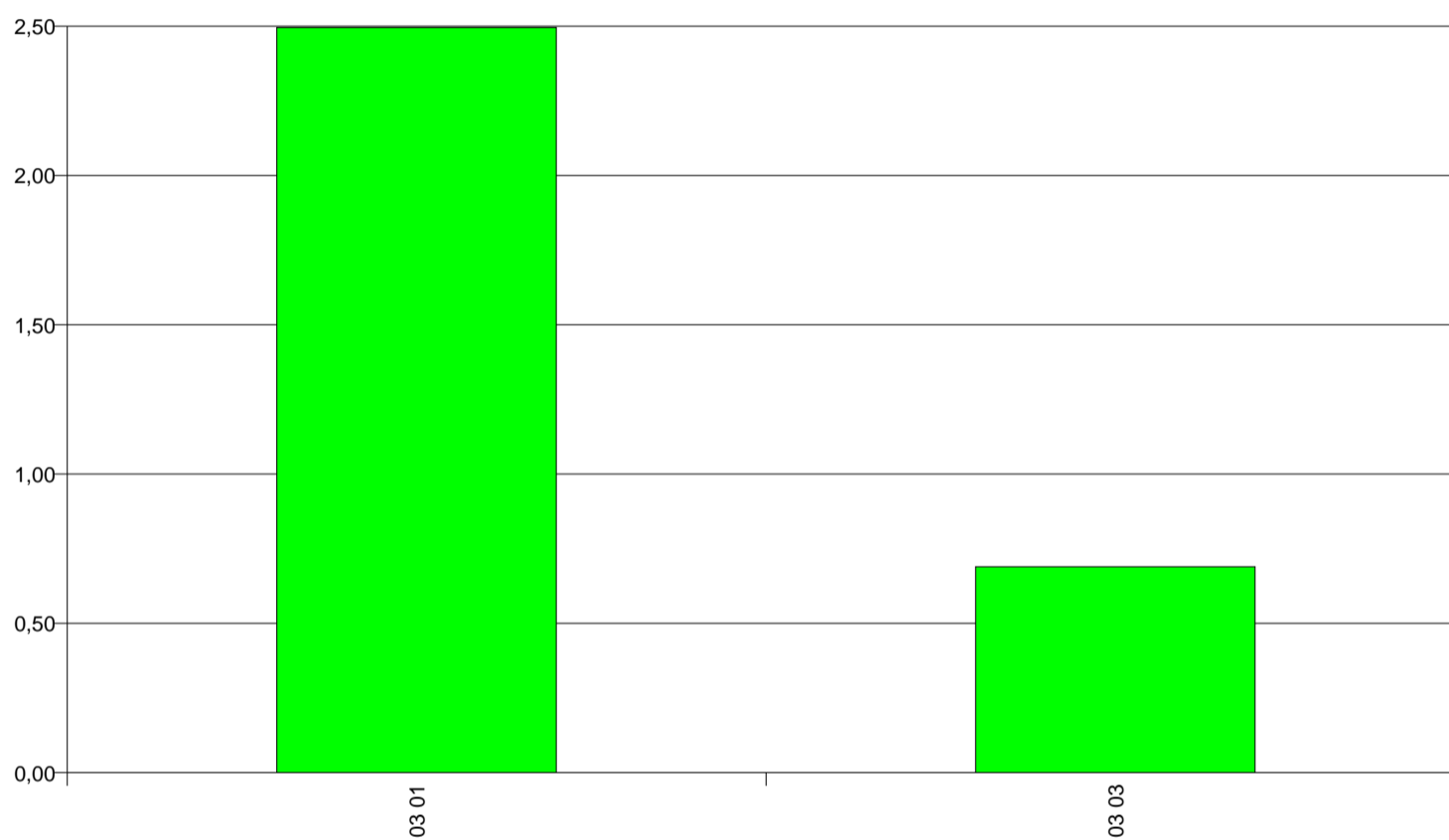


TABLE 5 : SITUATION ON INCOME IN 2005		
Title		Entitlements 2005
7	Fines and interest on late payments	699,62
	Total DG COMP	699,62

TABLE 6: AGEING BALANCE OF RECOVERY ORDERS AT 31/12/2005

Year of Origin	Number at 31/12/2004	Amount at 31/12/2004	Number at 31/12/2005	Evolution of Number at 31/12/2005 (in %)	Amount at 31/12/2005	Evolution of Amount at 31/12/2005 (in %)
1987	1	400 000,00	0	-100,00 %	0,00	-100,00 %
1989	1	341 735,70	1	0,00 %	327 735,70	-4,10 %
1992	8	1 686 556,31	5	-37,50 %	1 564 256,31	-7,25 %
1994	1	2 200 000,00	1	0,00 %	2 200 000,00	0,00 %
1995	6	37 278 000,00	1	-83,33 %	0,00	-100,00 %
1997	1	8 800 000,00	0	-100,00 %	0,00	-100,00 %
1998	7	88 110 000,00	1	-85,71 %	360 000,00	-99,59 %
1999	14	73 770 000,00	12	-14,29 %	71 660 000,00	-2,86 %
2000	19	130 696 000,00	2	-89,47 %	90 300 000,00	-30,91 %
2001	47	1 222 285 000,00	41	-12,77 %	1 200 975 000,00	-1,74 %
2002	40	1 057 244 000,00	30	-25,00 %	1 009 103 000,00	-4,55 %
2003	26	384 261 000,00	21	-19,23 %	341 321 000,00	-11,17 %
2004	2	500 596 304,00	23	1050,00 %	888 193 404,00	77,43 %
2005	0	0,00	6		276 910 000,00	
Sum:	173	3 507 668 596,01	144	-16,76 %	3 882 914 396,01	10,70 %

Note : The figures are those related to the provisional accounts and not yet audited by the Court of Auditors

Annex 4 Financial Reports - DG COMP
Report printed on 24/03/2006

TABLE 7a : CENSUS OF NEGOTIATED PROCEDURES - DG COMP - YEAR 2005

NEGOTIATED PROCEDURES - Contracts \geq 13.800 and $<$ 50.000 (excluding real estate market)

Count :	2
Total amount :	65 516,06

Number	Contractor(s)		Type of contract	Description	Amount (€)	Legal base
	Name	Adress				
0022785	CO-OPERAT ION AND DEVELOPMENT*OEC D ORGANISATI ON DE COOPERATION ET DE DEVELOPPEME NT	RUE ANDRE PASCAL 2,PARIS CEDEX 16,FR	Service	OECD - PEER REVIEW OF THE EU COMPETITION POLICY	49 875,00	Art. 126 1b
0040318	RETAIL BANKING RESEARCH LTD*	304 SANDYCOMBE ROAD,RICHMOND,GB	Supply	Retail banking research - Payment cards Western Europe + Payment cards Eentral and Eastern Europe	15 641,06	Art. 126 1b

NEGOTIATED PROCEDURES - Service Contracts - II-B Appendix of Directive 2004/18/CE \geq 50000

Count :	2
Total amount :	315 000,00

Number	Contractor(s)		Type of contract	Description	Amount (€)	Legal base
	Name	Adress				
0032918	ORGANISATION AND TECHNOLOGY RESEAR CH SA*	RUE JOSEPH II 9-13,BRUXELLES,BE	Service	Technical & intelectual property rights	65 000,00	Art. 126 1c
0054318	TAEUS EUROPE LIMITED*	SHERATON STREET 2 MEDIUS HOUSE,LONDON,GB	Service	CONSULTING SERVICES IN THE FIELD OF SOFTWARE TECHNOLOGIES	250 000,00	Art. 126 1c

TABLE 7b : SUMMARY OF PROCEDURES OF DG COMP (excluding real estate contracts and contracts < 13.800 €)

Type of contract	Count	Amount (€)
Supply	1	15 641,06
Services	12	1 298 747,60
Works		
TOTAL	13	1 314 388,66

Procedures	Count	Amount (€)
Open	4	709 866,00
Restricted	1	48 870,00
Negotiated	4	380 516,06
Negotiated Competing	0	0,00
Other	4	175 136,60
TOTAL	13	1 314 388,66

Additional comments

--

TABLE 8 : REAL ESTATE CONTRACTS

Count :	0
Total amount :	

Contractor(s)		Type of contract	Description	Amount (€)	Legal base
Number	Name				

