



FP7-PEOPLE Marie Curie Actions

Country fact sheet: Spain

06 July 2015

Number of Spanish researchers funded in Marie Curie Actions (2007-2014)¹: 4088

- Number of fellowships: 2906
- Exchanged staff (IRSES): 1182¹

EU budget awarded to Spanish organisations (2007-2014): €389.4 million

Number of Spanish organisations participating in Marie Curie Actions (2007-2014): 1687

- This figure includes the 96 participations in the European Researchers Night science communication events

In detail, the number of organisations and the budget awarded to them, as well as the number of researcher mobilities involving these organisations:

Marie Curie Actions (2007-2014)	Number of organisation participations ²	Budget ³ (€ million) awarded to Spanish organisations	Number of Projects	Spanish researchers	Researchers going to Spanish organisations
Initial Training Networks	359	130.9	258	733	637
Industry-Academia Partnerships and Pathways	92	25.2	65	341	438
Co-funding of regional, national and international programmes	37	89.5	37	589	571
Intra-European Fellowships	275	47.9	277	703	277
Career Integration Grants ⁴	395	30.8	379	341	379
International Incoming Fellowships	81 ⁵	15	81 ⁵	31 ⁶	81
International Outgoing Fellowships	163 ⁵	39.6	161	168	161
Sub-Total (fellowships)	1402	378.9	1380	2906	2544
International Research Staff Exchange Scheme	189	9.4	154	1182 ¹ (4728 Months ⁷)	1133 ¹ (4531 Months ⁷)
Researchers' Night	96	1.1	16	N/A	N/A
Total	1687	389.4	1428	4088¹	3677¹

¹ IRSES number of exchanged personnel has been included since April 2014 and is an estimation based on the number of researcher months expected to be exchanged till the end of FP7. Furthermore this is not based on nationality but on location.

² This is the number of participations by organisations i.e. the total number of times that organisations in this country have participated in each Action

³ Refers to budget planned at the start of the project. Actual figures are only obtained once projects have ended

⁴ CIG includes Reintegration Grants (RG, IRG, ERG)

⁵ This figure includes both the incoming phase and the possible return phase

⁶ Includes also the number of "return phase" fellows

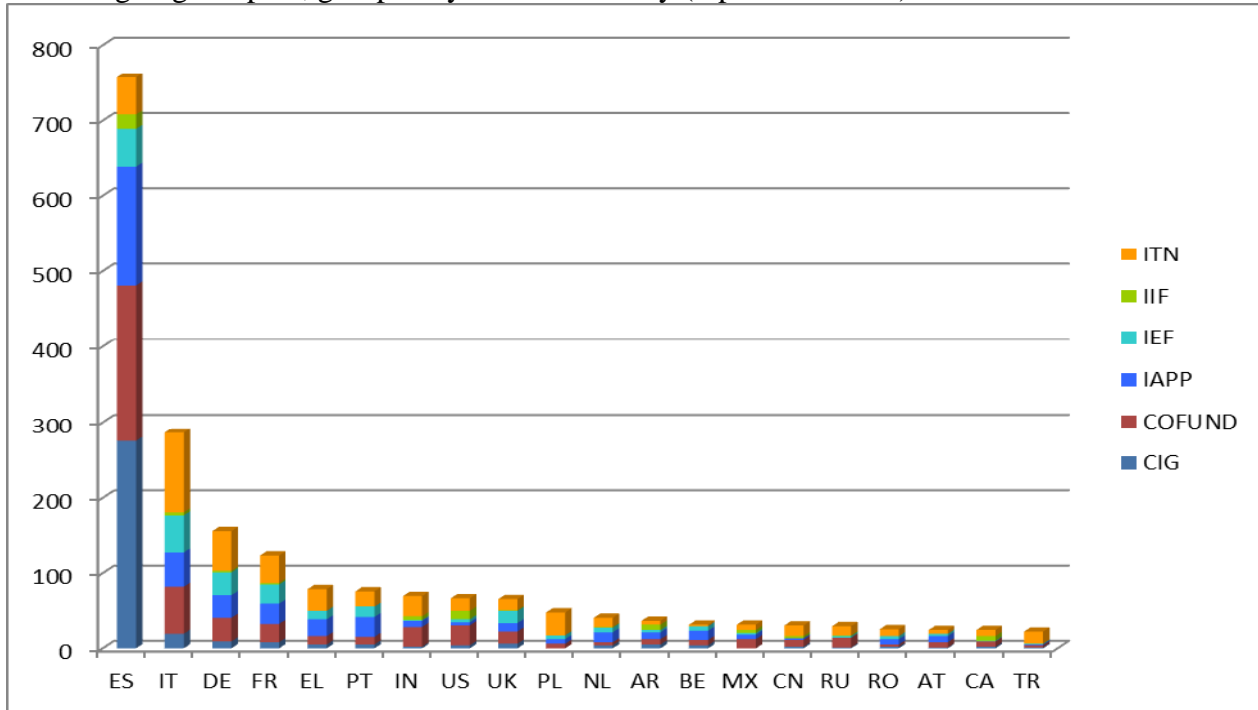
⁷ Refers to the number of researcher months expected to be exchanged.



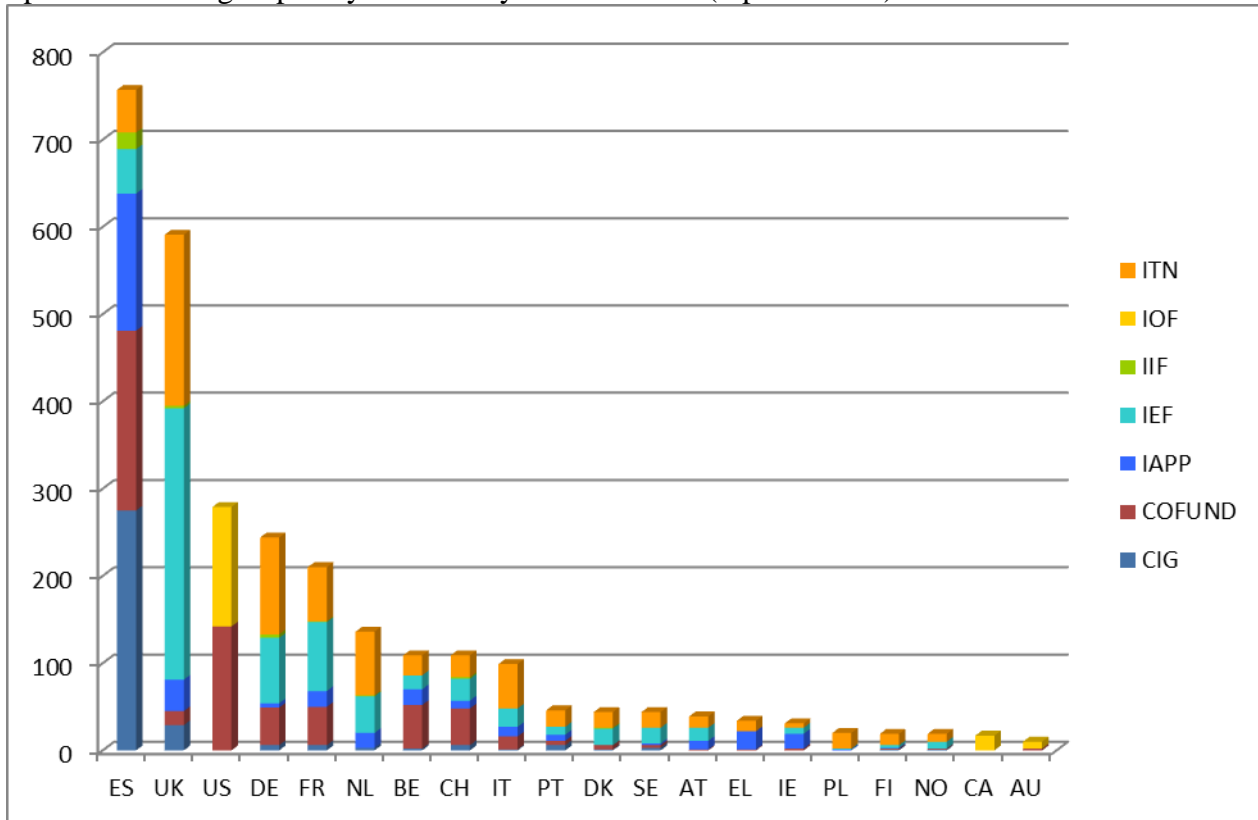
FP7-PEOPLE Marie Curie Actions
Country fact sheet: Spain

*Mobility patterns (fellowships)*⁴

Fellows going to Spain, grouped by their nationality (top nationalities):



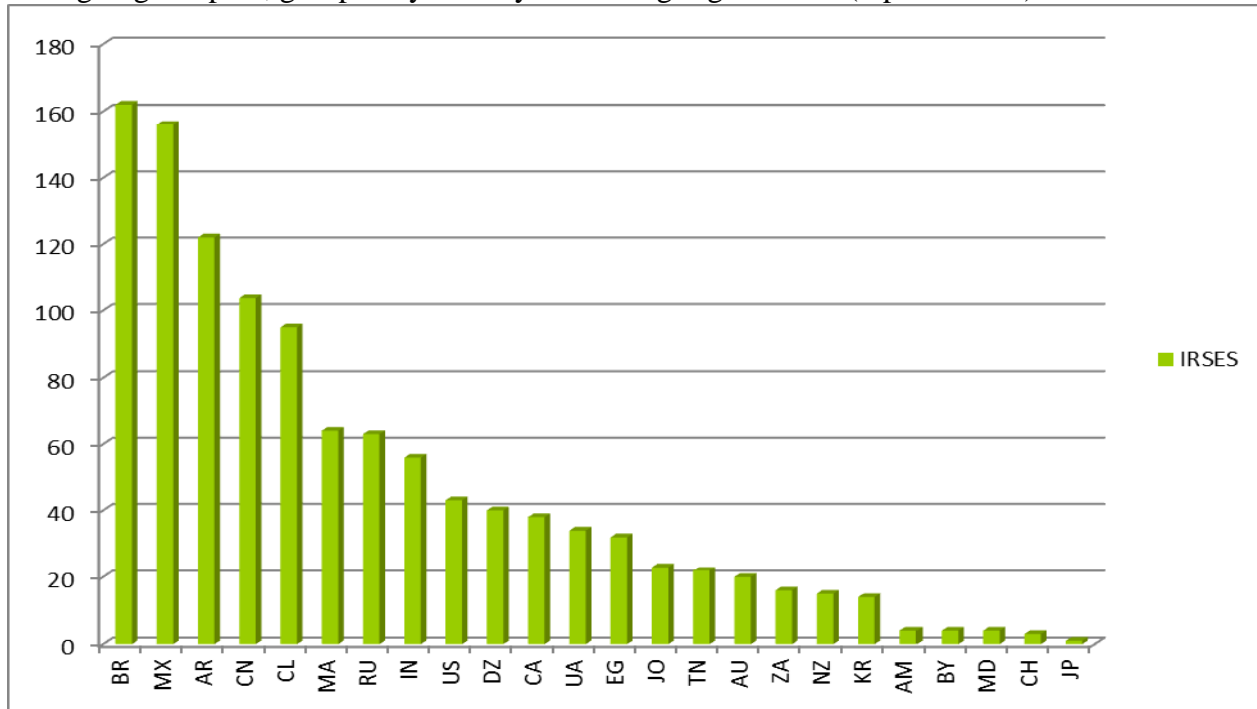
Spanish fellows grouped by the country of destination (top countries):



FP7-PEOPLE Marie Curie Actions
Country fact sheet: Spain

*Mobility patterns (exchange of staff, IRSES)*¹

Staff going to Spain, grouped by country of sending organisation (top countries):



Staff sent by Spanish organisations, grouped by the country of destination organisation (top countries):

