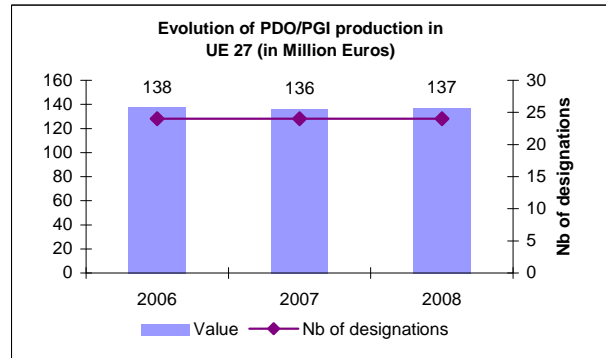
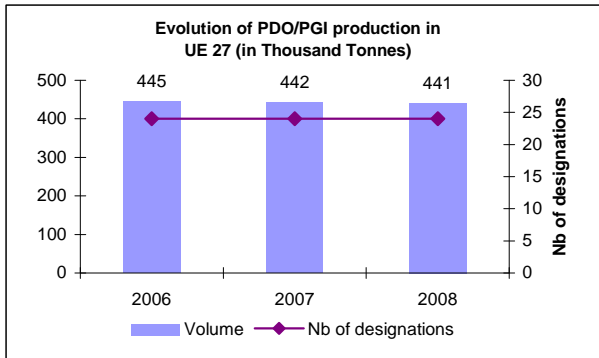
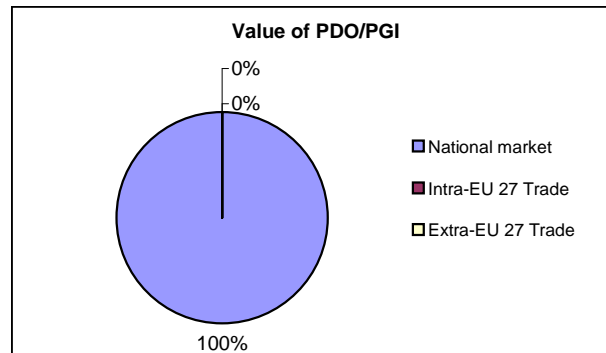


## PDO and PGI in EU 27 Waters



Volume (t) and value (k€) of products according to designation type in the UE 27

	PDO	PGI
Num. of designat. 2008	24	-
Vol. 2006	445 214	-
Vol. 2007	442 332	-
Vol. 2008	441 025	-
Val. 2006	137 773	-
Val. 2007	136 375	-
Val. 2008	137 045	-



Volume (t) and Value (k€) of PDO/PGI products by Member States

	Nb of PDO/PGI	Vol. 2006	Vol. 2007	Vol. 2008	Val. 2006	Val. 2007	Val. 2008
Austria	0	0	0	0	0	0	0
Belgium	0	0	0	0	0	0	0
Bulgaria	0	0	0	0	0	0	0
Cyprus	0	0	0	0	0	0	0
Czech Rep.	0	0	0	0	0	0	0
Denmark	0	0	0	0	0	0	0
Estonia	0	0	0	0	0	0	0
Finland	0	0	0	0	0	0	0
France	0	0	0	0	0	0	0
Germany	24	445 214	442 332	441 025	137 773	136 375	137 045
Greece	0	0	0	0	0	0	0
Hungary	0	0	0	0	0	0	0
Ireland	0	0	0	0	0	0	0
Italy	0	0	0	0	0	0	0
Latvia	0	0	0	0	0	0	0
Lithuania	0	0	0	0	0	0	0
Luxembourg	0	0	0	0	0	0	0
Malta	0	0	0	0	0	0	0
Netherlands	0	0	0	0	0	0	0
Poland	0	0	0	0	0	0	0
Portugal	0	0	0	0	0	0	0
Romania	0	0	0	0	0	0	0
Slovakia	0	0	0	0	0	0	0
Slovenia	0	0	0	0	0	0	0
Spain	0	0	0	0	0	0	0
Sweden	0	0	0	0	0	0	0
United Kingdom	0	0	0	0	0	0	0