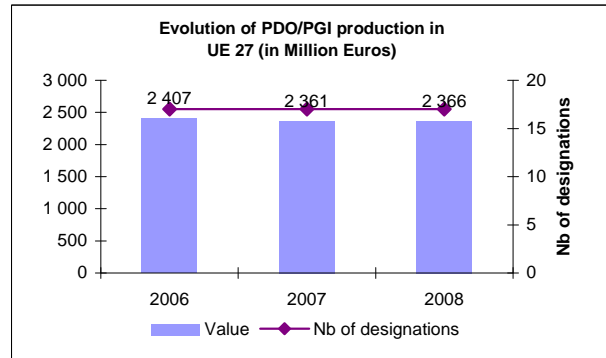
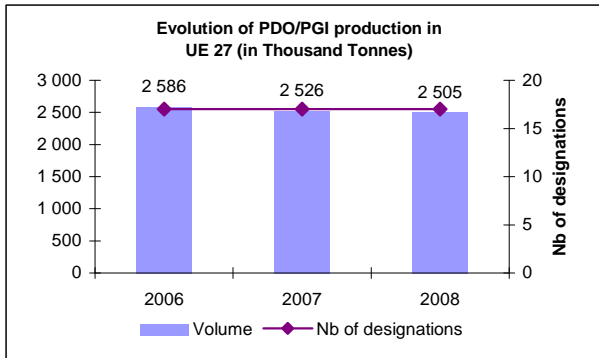
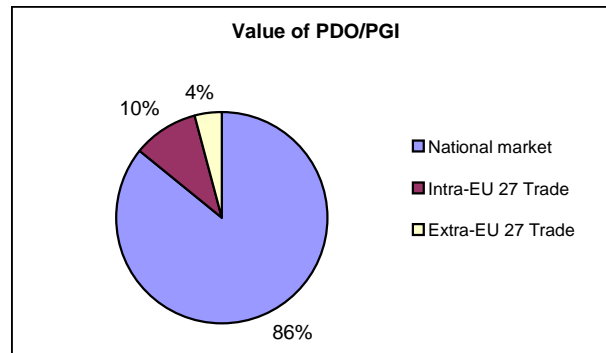


PDO and PGI in EU 27 Beers



Volume (t) and value (k€) of products according to designation type in the UE 27

	PDO	PGI
Num. of designat. 2008	-	17
Vol. 2006	-	2 585 662
Vol. 2007	-	2 526 311
Vol. 2008	-	2 505 058
Val. 2006	-	2 407 496
Val. 2007	-	2 360 675
Val. 2008	-	2 365 834



Volume (t) and Value (k€) of PDO/PGI products by Member States

	Nb of PDO/PGI	Vol. 2006	Vol. 2007	Vol. 2008	Val. 2006	Val. 2007	Val. 2008
Austria	0	0	0	0	0	0	0
Belgium	0	0	0	0	0	0	0
Bulgaria	0	0	0	0	0	0	0
Cyprus	0	0	0	0	0	0	0
Czech Rep.	3	128 202	131 289	122 765	72 138	76 164	79 139
Denmark	0	0	0	0	0	0	0
Estonia	0	0	0	0	0	0	0
Finland	0	0	0	0	0	0	0
France	0	0	0	0	0	0	0
Germany	12	2 456 855	2 394 415	2 381 588	2 333 580	2 282 734	2 284 918
Greece	0	0	0	0	0	0	0
Hungary	0	0	0	0	0	0	0
Ireland	0	0	0	0	0	0	0
Italy	0	0	0	0	0	0	0
Latvia	0	0	0	0	0	0	0
Lithuania	0	0	0	0	0	0	0
Luxembourg	0	0	0	0	0	0	0
Malta	0	0	0	0	0	0	0
Netherlands	0	0	0	0	0	0	0
Poland	0	0	0	0	0	0	0
Portugal	0	0	0	0	0	0	0
Romania	0	0	0	0	0	0	0
Slovakia	0	0	0	0	0	0	0
Slovenia	0	0	0	0	0	0	0
Spain	0	0	0	0	0	0	0
Sweden	0	0	0	0	0	0	0
United Kingdom	2	s	s	s	s	s	s