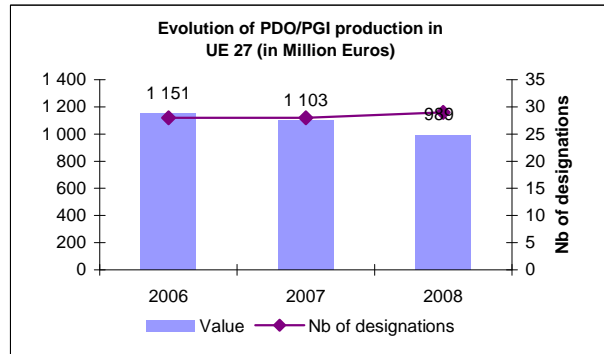
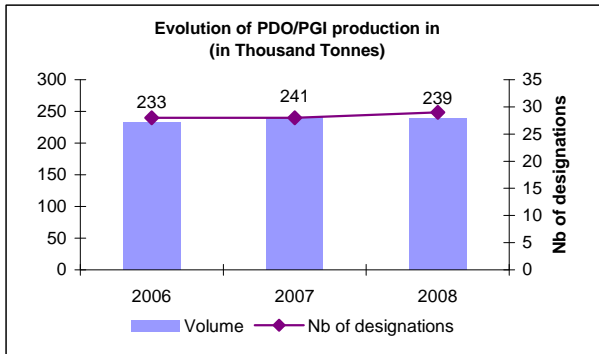
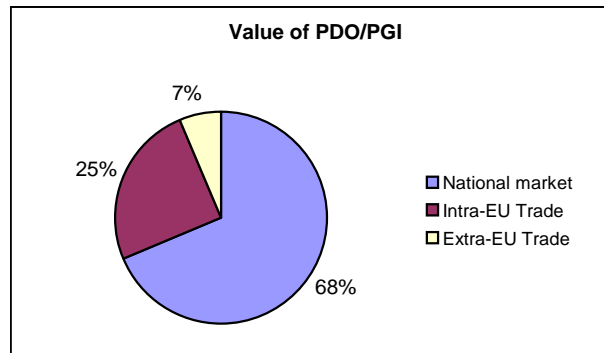


PDO and PGI in EU 27 United Kingdom



Volume (t) and value (k€) of products
according to designation type in the UE 27

	PDO	PGI
Num. of designat. 2008	14	15
Vol. 2006	51 645	181 319
Vol. 2007	53 138	188 099
Vol. 2008	49 198	189 876
Val. 2006	310 808	840 672
Val. 2007	319 684	782 919
Val. 2008	267 202	721 454



Volume (t), value (k€) and number of designations of PDO/PGI Products by type of product

	Nb PDO/PGI 2008	Vol. 2006	Vol. 2007	Vol. 2008	Val. 2006	Val. 2007	Val. 2008
Fresh meat	7	71 036	75 690	74 974	327 375	334 038	307 444
Meat products	0	0	0	0	0	0	0
Cheeses	12	16 622	18 213	17 784	103 145	112 746	104 296
Other prod. of animal origin	1	s	s	s	s	s	s
Oils and fats	0	0	0	0	0	0	0
Fruits, veget. and cereals	1	s	s	s	s	s	s
Fish, moll. and crust.	3	s	s	s	s	s	s
Other from Annex I *	3	2 040	2 040	2 040	6 585	6 562	5 653
Bread, pastry, confect.	0	0	0	0	0	0	0
Beers	2	s	s	s	s	s	s
Mineral and spring waters	0	0	0	0	0	0	0
Other food products	0	0	0	0	0	0	0
Non-food products	0	0	0	0	0	0	0

* (spices, condiments, ciders and perries, teas...)