

Nom du rapport	AGV - Wine - FR - History Survey
Numero de version	1 (dernière version)
Auteur du document	agriview3dev
Date de rafraichissement	09/03/2011 11:33:42
Description du rapport	Historique des indicateurs les plus utilisés dans le secteur Vin, par campagne et par Etat Membre
Fréquence de rafraichissement des données	A la demande
En cas de problème avec ce rapport, SVP envoyez un e-mail à	AGRI AGRIVIEW SUPPORT
Paramètres	
1 - EU Pays?	AT - l'Autriche BE - la Belgique BG - Bulgarie CY - Chypre CZ - République tchèque CZ - Tchéquie, République CZ - la République tchèque DE - l'Allemagne DK - le Danemark EE - l'Estonie ES - l'Espagne FI - Finlande FR - la France UK - le Royaume-Uni EL - la Grèce HU - la Hongrie IE - l'Irlande IT - l'Italie LT - la Lituanie LU - le Luxembourg LV - la Lettonie MT - Malte NL - les Pays-Bas PL - la Pologne PT - le Portugal RO - Roumanie SE - la Suède SI - la Slovénie SK - la Slovaquie
2 - Campagne de ? (AAAA)	2000
2 - Campagne à ? (AAAA)	2010
3 - Source ?	DG AGR1

<p>7 - Produits ?</p>	<p>31 - Vin par catégorie 311 - Vins de qualité PRD 312 - Vins de table 313 - Autres vins 314 - Vins bénéficiant d'une appellation d'origine protégée (AOP) 315 - vins bénéficiant d'une indication géographique protégée (IGP) 316 - Vins avec cépage sans AOP/IGP 317 - Autres vins</p>
<p>8 - Rubriques ?</p>	<p>201 - Stocks initiaux 2011 - Stocks initiaux - aux producteurs 2012 - Stocks initiaux - au commerce 202 - Production utilisable 203 - Importations - intra et extra volume (hl) 2031 - Importations - volume extra de l'UE (hl) 2032 - Importations - Intra UE 22 - Utilisation domestique totale 23 - Consommation humaine 24 - Usages industriels 241 - Usages industriels - distillations - alcool 2411 - Usages industriels - distillations - alcool - eaux de vie d'appellation 2412 - Utilisation industrielle - distillations - alcool - réglementation UE 2413 - Utilisation industrielle - distillations - alcool - réglementation EM 242 - Usages industriels - production de vinaigre 25 - Transformations 26 - Pertes 27 - Exportations - Intra et Extra en volume (hl) 271 - Exportations - extra UE en Volume (hl) 272 - Exportations intra UE en volume (hl) 30 - Stocks finaux 301 - Stocks finaux - aux producteurs 302 - Stocks finaux - au commerce 35 - Variation annuel des stocks 40 - Production - sauf vinification 401 - Production - Moût destiné à la de jus de raisin 402 - Production - Pertes par évaporation 41 - Production Totale 421 - Production VdT sans IG 422 - Production VdT avec IG 501 - Importations - volume mis en bouteille (hl) 502 - Importations - volume de Vrac (hl) 761 - Utilisation industrielle - distillations - alcool - règlement 1403/00 - sous-produit</p>

Union Européenne - Bilan pour le Vin - Campagne 2009 - 2010
Résultat du traitement des communications des Etats-Membres (1)
Situation: Provisoire - Source: DG AGRI - en 1 000 HL

Rubriques	Vins bénéficiant d'une appellation d'origine protégée (AOP)	vins bénéficiant d'une indication géographique protégée (IGP)	Vins avec cépage sans AOP/IGP	Autres vins	Tous les Vins
Stocks initiaux	102.322,095	28.344,601	1.045,398	42.914,100	174.626,194
Stocks initiaux - aux producteurs	72.564,745	18.073,621	742,428	26.392,380	117.773,174
Stocks initiaux - au commerce	29.757,350	10.270,980	302,970	16.521,720	56.853,020
Production Totale	69.609,671	35.344,581	1.758,000	62.460,330	169.172,582
Production - sauf vinification (2)	0,000	0,000	0,000	7.477,000	7.477,000
Production utilisable	69.609,671	35.344,581	1.758,000	54.983,330	161.695,582
Importations - intra et extra volume (HI) (3)	21.279,279	5.600,461	3.058,007	26.065,049	56.002,796
Importations - volume extra de l'UE (HI) (3)	1.162,282	138,818	1.645,763	10.006,668	12.953,531
Importations - Intra UE (3)	20.116,996	5.461,644	1.412,244	16.058,382	43.049,265
Disponibilité Totale	173.094,048	63.828,000	4.449,161	107.904,098	349.275,307
Exportations - Intra et Extra en volume (hl) (3)	28.431,979	12.289,007	1.643,329	18.679,432	61.043,747
Exportations - extra UE en Volume (hl) (3)	8.254,818	4.052,358	389,189	5.298,117	17.994,482
Exportations intra UE en volume (hl) (3)	20.177,162	8.236,649	1.254,139	13.381,316	43.049,265
Utilisation domestique totale	60.171,303	31.350,725	2.364,484	67.092,369	160.978,882
Consommation humaine	57.229,458	29.391,472	599,044	43.996,359	131.216,334
Usages industriels	2.409,135	1.597,913	1.433,810	19.741,510	25.182,368
Usages industriels - distillations - alcool	2.329,135	1.597,913	1.266,810	18.070,710	23.264,568
Usages industriels - distillations - alcool - eaux de vie d'appellation	0,000	0,000	0,000	6.169,000	6.169,000
Utilisation industrielle - distillations - alcool - réglementation UE	2.329,135	1.597,913	670,810	11.901,710	16.499,568
Utilisation industrielle - distillations - alcool - réglementation EM	0,000	0,000	596,000	0,000	596,000
Usages industriels - production de vinaigre	80,000	0,000	167,000	1.670,800	1.917,800
Transformations	20,800	3,700	215,900	2.878,300	3.118,700
Pertes	511,910	357,640	115,730	476,200	1.461,480
Stocks finaux	104.607,762	25.649,911	1.853,592	38.190,678	170.301,944
Stocks finaux - aux producteurs	75.040,547	17.737,998	1.128,461	20.636,857	114.543,864
Stocks finaux - au commerce	29.567,215	7.911,913	725,131	17.553,821	55.758,080
Variations de Stock	2.285,667	-2.694,690	808,194	-4.723,422	-4.324,250

(1) Résultant des obligations du Règl CE 436/2009 (Bilan et Stocks) et CE 555/2008 (Distillations)

(2) Jus, ainsi que la diminution du volume déterminée par l'élaboration de moûts concentrés

(3) Commerce extérieur : source Eurostat COMEXT

(4) Distillations prévues en 2009-10: DC 2 mio hl, Distillation Alcool de Bouche :8 Mio HI, Prestations viniques : 5,5 Mio HI

(5) Inclus diminution stocks Italie 3,4 Mio. HI.

Union Européenne - Bilan pour le Vin - Campagne 2008 - 2009
Résultat du traitement des communications des Etats-Membres (1)
Situation: Provisoire - Source: DG AGRI - en 1 000 HL

Rubriques	Vins de qualité PRD	Vins de table	Autres vins	Tous les Vins
Stocks initiaux	103.905,779	64.989,989	1.989,214	170.884,982
Stocks initiaux - aux producteurs	72.351,622	41.043,298	319,603	113.714,523
Stocks initiaux - au commerce	31.554,157	23.946,691	1.669,611	57.170,459
Production Totale	67.756,942	96.604,727	7.117,500	171.479,169
Production - sauf vinification (2)	0,000	7.275,000	47,000	7.322,000
Production utilisable	67.756,942	89.329,727	7.070,500	164.157,169
Importations - intra et extra volume (HI) (3)	15.265,000	27.879,000	13.293,000	56.437,000
Importations - volume extra de l'UE (HI) (3)	245,000	0,000	13.004,000	13.249,000
Importations - Intra UE (3)	15.020,000	27.879,000	289,000	43.188,000
Disponibilité Totale	171.907,721	154.319,716	22.063,714	348.291,151
Exportations - Intra et Extra en volume (hl) (3)	24.369,000	34.427,000	396,000	59.192,000
Exportations - extra UE en Volume (hl) (3)	7.352,000	8.552,000	104,000	16.008,000
Exportations intra UE en volume (hl) (3)	17.017,000	25.875,000	292,000	43.184,000
Utilisation domestique totale	60.236,753	77.934,838	19.919,020	158.090,611
Consommation humaine	58.455,898	59.896,901	12.833,320	131.186,119
Usages industriels	1.445,315	14.810,217	6.985,000	23.240,532
Usages industriels - distillations - alcool	1.360,315	11.619,217	6.983,000	19.962,532
Usages industriels - distillations - alcool - eaux de vie d'appellation	0,000	0,000	6.806,000	6.806,000
Utilisation industrielle - distillations - alcool - réglementation UE	1.202,315	11.508,217	177,000	12.887,532
Utilisation industrielle - distillations - alcool - réglementation EM	158,000	111,000	0,000	269,000
Usages industriels - production de vinaigre	85,000	3.191,000	2,000	3.278,000
Transformations	54,000	2.003,000	0,000	2.057,000
Pertes	281,540	1.223,720	100,700	1.605,960
Stocks finaux	102.320,968	69.836,878	2.034,694	174.192,540
Stocks finaux - aux producteurs	72.567,914	44.540,318	608,214	117.716,446
Stocks finaux - au commerce	29.753,054	25.296,560	1.426,480	56.476,094
Variations de Stock	-1.584,811	4.846,889	45,480	3.307,558

- (1) Résultant des obligations du Règl CE 1282/2001 (Bilan et Stocks) et CE 1623/2001 (Distillations)
(2) Jus, ainsi que la diminution du volume déterminée par l'élaboration de moûts concentrés
(3) Commerce extérieur : source Eurostat COMEXT
(4) Distillations prévues en 2008-09: DC 0 mio hl, Distillation Alcool de Bouche :6 Mio HI, Prestations viniques : 5 Mio HI
(5) Inclus augmentation stocks Italie 3 Mio. HI.

Union Européenne - Bilan pour le Vin - Campagne 2007 - 2008
Résultat du traitement des communications des Etats-Membres (1)
Situation: Définitif - Source: DG AGRI - en 1 000 HL

Rubriques	Vins de qualité PRD	Vins de table	Autres vins	Tous les Vins
Stocks initiaux	100.658,000	65.745,257	2.041,000	168.444,257
Stocks initiaux - aux producteurs	70.853,000	42.870,058	242,000	113.965,058
Stocks initiaux - au commerce	29.805,000	22.875,199	1.799,000	54.479,199
Production Totale	71.653,000	89.439,500	11.846,000	172.938,500
Production - sauf vinification (2)	0,000	1.503,500	5.986,000	7.489,500
Production utilisable	71.653,000	87.936,000	5.860,000	165.449,000
Importations - intra et extra volume (HI) (3)	16.836,000	28.405,000	12.487,000	57.728,000
Importations - volume extra de l'UE (HI) (3)	316,000	0,000	12.198,000	12.514,000
Importations - Intra UE (3)	16.520,000	28.405,000	289,000	45.214,000
Disponibilité Totale	172.627,000	153.681,257	20.099,000	346.407,257
Exportations - Intra et Extra en volume (hl) (3)	24.263,000	38.118,000	329,000	62.710,000
Exportations - extra UE en Volume (hl) (3)	7.742,000	9.716,000	37,000	17.495,000
Exportations intra UE en volume (hl) (3)	16.521,000	28.402,000	292,000	45.215,000
Utilisation domestique totale	60.941,895	79.019,360	18.226,954	158.188,209
Consommation humaine	58.599,895	64.452,360	13.542,554	136.594,809
Usages industriels	1.995,000	12.628,000	4.585,000	19.208,000
Usages industriels - distillations - alcool	1.919,000	9.730,000	4.584,000	16.233,000
Usages industriels - distillations - alcool - eaux de vie d'appellation	0,000	0,000	3.818,000	3.818,000
Utilisation industrielle - distillations - alcool - réglementation UE	1.587,000	9.689,000	751,000	12.027,000
Utilisation industrielle - distillations - alcool - réglementation EM	332,000	41,000	15,000	388,000
Usages industriels - production de vinaigre	76,000	2.898,000	1,000	2.975,000
Transformations	267,000	1.596,000	5,000	1.868,000
Pertes	80,000	343,000	95,400	518,400
Stocks finaux	103.942,105	64.947,897	1.832,046	170.722,048
Stocks finaux - aux producteurs	72.351,740	41.021,621	220,000	113.593,361
Stocks finaux - au commerce	31.590,365	23.926,276	1.612,046	57.128,687
Variations de Stock	3.284,105	-797,360	-208,954	2.277,791

- (1) Résultant des obligations du Règl CE 1282/2001 (Bilan et Stocks) et CE 1623/2001 (Distillations)
(2) Jus, ainsi que la diminution du volume déterminée par l'élaboration de moûts concentrés
(3) Commerce extérieur : source Eurostat COMEXT
(4) Aucune Distillation de Crise décidée en 2007-08, Distillation Alcool de Bouche : 6,84 Mio HI
(5) Inclus stocks initiaux Bulgarie et Roumanie 2,9 Mio. HI.
(6) Inclus production pour Bulgarie et Roumanie 7,1 Mio. HI.
(7) Inclus consommation humaine Bulgarie et Roumanie 6,3 Mio. HI.

Union Européenne - Bilan pour le Vin - Campagne 2006 - 2007
Résultat du traitement des communications des Etats-Membres (1)
Situation: Définitif - Source: DG AGRI - en 1 000 HL

Rubriques	Vins de qualité PRD	Vins de table	Autres vins	Tous les Vins
Stocks initiaux	100.050,173	68.962,993	2.155,235	171.168,401
Stocks initiaux - aux producteurs	71.662,572	45.534,885	244,800	117.442,257
Stocks initiaux - au commerce	28.387,601	23.428,107	1.910,435	53.726,144
Production Totale	70.470,000	93.586,500	14.981,000	179.037,500
Production - sauf vinification (2)	0,000	2.267,500	6.068,000	8.335,500
Production utilisable	70.470,000	91.319,000	8.913,000	170.702,000
Importations - intra et extra volume (HI) (3)	15.707,000	27.481,000	12.176,000	55.364,000
Importations - volume extra de l'UE (HI) (3)	0,000	0,000	11.854,000	11.854,000
Importations - Intra UE (3)	15.707,000	27.481,000	322,000	43.510,000
Disponibilité Totale	170.520,173	160.281,993	22.922,235	353.724,401
Exportations - Intra et Extra en volume (hl) (3)	23.161,000	38.172,000	357,000	61.690,000
Exportations - extra UE en Volume (hl) (3)	7.454,000	10.691,000	35,000	18.180,000
Exportations intra UE en volume (hl) (3)	15.707,000	27.481,000	322,000	43.510,000
Utilisation domestique totale	63.892,773	85.416,693	20.864,235	170.173,701
Consommation humaine	59.253,149	61.340,493	12.895,435	133.489,077
Usages industriels	3.924,610	21.449,500	7.866,000	33.240,110
Usages industriels - distillations - alcool	3.836,210	19.888,900	7.866,000	31.591,110
Usages industriels - distillations - alcool - eaux de vie d'appellation	0,000	0,000	6.263,000	6.263,000
Utilisation industrielle - distillations - alcool - réglementation UE	3.204,000	19.844,700	1.603,000	24.651,700
Utilisation industrielle - distillations - alcool - réglementation EM	632,210	44,200	0,000	676,410
Usages industriels - production de vinaigre	88,400	1.560,600	0,000	1.649,000
Transformations	265,154	1.967,000	5,000	2.237,154
Pertes	449,860	659,700	97,800	1.207,360
Stocks finaux	99.173,000	64.174,700	2.023,000	165.370,700
Stocks finaux - aux producteurs	69.368,000	41.519,000	224,000	111.111,000
Stocks finaux - au commerce	29.805,000	22.655,700	1.799,000	54.259,700
Variations de Stock	-877,173	-4.788,293	-132,235	-5.797,701

- (1) Résultant des obligations du Règl CE 1282/2001 (Bilan et Stocks) et CE 1623/2001 (Distillations)
(2) Jus, ainsi que la diminution du volume déterminée par l'élaboration de moûts concentrés
(3) Commerce extérieur : source Eurostat COMEXT
(4) Dont sous la mesure de la Distillation de Crise 1,4 Mio hl de vin de qualité provenant de la campagne 2005-2006
(5) Dont sous la mesure de la Distillation de Crise 4,0 Mio hl de vin de table provenant de la campagne 2005-2006

Union Européenne - Bilan pour le Vin - Campagne 2005 - 2006
Résultat du traitement des communications des Etats-Membres (1)
Situation: Définitif - Source: DG AGRI - en 1 000 HL

Rubriques	Vins de qualité PRD	Vins de table	Autres vins	Tous les Vins
Stocks initiaux	102.704,949	75.122,052	2.075,803	179.902,804
Stocks initiaux - aux producteurs	73.605,723	51.789,017	471,900	125.866,640
Stocks initiaux - au commerce	29.099,226	23.333,035	1.603,903	54.036,164
Production Totale	70.614,000	95.204,000	9.669,000	175.487,000
Production - sauf vinification (2)	0,000	8.054,000	761,000	8.815,000
Production utilisable	70.614,000	87.150,000	8.908,000	166.672,000
Importations - intra et extra volume (HI) (3)	16.079,000	25.494,000	11.862,000	53.435,000
Importations - volume extra de l'UE (HI) (3)	0,000	0,000	11.862,000	11.862,000
Importations - Intra UE (3)	16.079,000	25.494,000	0,000	41.573,000
Disponibilité Totale	173.318,949	162.272,052	22.845,803	358.436,804
Exportations - Intra et Extra en volume (hl) (3)	22.861,000	33.578,000	21,000	56.460,000
Exportations - extra UE en Volume (hl) (3)	6.783,000	8.081,000	21,000	14.885,000
Exportations intra UE en volume (hl) (3)	16.078,000	25.497,000	0,000	41.575,000
Utilisation domestique totale	65.990,949	86.258,052	20.540,803	172.789,804
Consommation humaine	61.083,849	58.872,852	12.657,403	132.614,104
Usages industriels	4.265,000	24.819,500	7.708,000	36.792,500
Usages industriels - distillations - alcool	4.189,000	23.198,000	7.708,000	35.095,000
Usages industriels - distillations - alcool - eaux de vie d'appellation	619,000	3.556,000	5.777,000	9.952,000
Utilisation industrielle - distillations - alcool - réglementation UE	2.460,000	19.164,000	1.931,000	23.555,000
Utilisation industrielle - distillations - alcool - réglementation EM	1.110,000	478,000	0,000	1.588,000
Usages industriels - production de vinaigre	76,000	1.621,500	0,000	1.697,500
Transformations	243,000	1.936,500	63,000	2.242,500
Pertes	399,100	629,200	112,400	1.140,700
Stocks finaux	100.546,000	67.930,000	2.284,000	170.760,000
Stocks finaux - aux producteurs	70.748,000	44.227,000	202,000	115.177,000
Stocks finaux - au commerce	29.798,000	23.703,000	2.082,000	55.583,000
Variations de Stock	-2.158,949	-7.192,052	208,197	-9.142,804

- (1) Résultant des obligations du Règl CE 1282/2001 (Bilan et Stocks) et CE 1623/2001 (Distillations)
(2) Jus, ainsi que la diminution du volume déterminée par l'élaboration de moûts concentrés
(3) Commerce extérieur : source Eurostat COMEXT

Union Européenne - Bilan pour le Vin - Campagne 2004 - 2005
Résultat du traitement des communications des Etats-Membres (1)
Situation: Définitif - Source: DG AGRI - en 1 000 HL

Rubriques	Vins de qualité PRD	Vins de table	Autres vins	Tous les Vins
Stocks initiaux	96.205,033	61.476,559	2.048,053	159.729,646
Stocks initiaux - aux producteurs	66.728,677	37.284,987	493,671	104.507,335
Stocks initiaux - au commerce	29.476,356	24.191,572	1.554,382	55.222,311
Production Totale	75.203,334	102.031,247	17.185,310	194.419,891
Production - sauf vinification (2)	0,000	803,000	7.640,700	8.443,700
Production utilisable	75.203,334	101.228,247	9.544,610	185.976,191
Importations - intra et extra volume (HI) (3)	15.333,000	25.354,762	11.856,250	52.544,012
Importations - volume extra de l'UE (HI) (3)	0,000	0,000	11.856,250	11.856,250
Importations - Intra UE (3)	15.333,000	25.354,762	0,000	40.687,762
Disponibilité Totale	171.408,367	162.704,806	23.448,913	357.562,087
Exportations - Intra et Extra en volume (hl) (3)	21.324,000	31.841,623	23,000	53.188,623
Exportations - extra UE en Volume (hl) (3)	5.991,000	6.487,000	23,000	12.501,000
Exportations intra UE en volume (hl) (3)	15.333,000	25.354,623	0,000	40.687,623
Utilisation domestique totale	62.712,140	81.095,654	21.349,605	165.157,399
Consommation humaine	58.869,490	59.793,194	13.206,965	131.869,649
Usages industriels	3.395,197	18.211,110	8.040,000	29.646,307
Usages industriels - distillations - alcool	3.366,197	16.598,910	8.040,000	28.005,107
Usages industriels - distillations - alcool - eaux de vie d'appellation	0,000	0,000	5.757,000	5.757,000
Utilisation industrielle - distillations - alcool - réglementation UE	1.937,197	16.598,910	2.283,000	20.819,107
Utilisation industrielle - distillations - alcool - réglementation EM	1.429,000	0,000	0,000	1.429,000
Usages industriels - production de vinaigre	29,000	1.612,200	0,000	1.641,200
Transformations	16,470	2.296,230	12,170	2.324,870
Pertes	431,480	794,820	90,470	1.316,770
Stocks finaux	102.705,327	75.122,852	2.076,203	179.904,382
Stocks finaux - aux producteurs	73.605,723	51.789,017	471,900	125.866,640
Stocks finaux - au commerce	29.099,604	23.333,835	1.604,303	54.037,742
Variations de Stock	6.500,294	13.646,293	28,150	20.174,736

- (1) Résultant des obligations du Règl CE 1282/2001 (Bilan et Stocks) et CE 1623/2001 (Distillations)
(2) Jus, ainsi que la diminution du volume déterminée par l'élaboration de moûts concentrés
(3) Commerce extérieur : source Eurostat COMEXT

Union Européenne - Bilan pour le Vin - Campagne 2003 - 2004
Résultat du traitement des communications des Etats-Membres (1)
Situation: Définitif - Source: DG AGRI - en 1 000 HL

Rubriques	Vins de qualité PRD	Vins de table	Autres vins	Tous les Vins
Stocks initiaux	95.390,098	53.790,200	2.578,472	151.758,770
Stocks initiaux - aux producteurs	66.672,252	32.759,725	360,457	99.792,434
Stocks initiaux - au commerce	28.717,846	21.030,475	2.218,015	51.966,336
Production Totale	62.159,263	94.109,134	6.031,002	162.299,399
Production - sauf vinification (2)	74,833	7.897,915	99,000	8.071,748
Production utilisable	62.084,430	86.211,219	5.932,002	154.227,651
Importations - intra et extra volume (HI) (3)	14.067,000	22.223,000	10.999,000	47.289,000
Importations - volume extra de l'UE (HI) (3)	0,000	0,000	10.915,000	10.915,000
Importations - Intra UE (3)	14.067,000	22.223,000	84,000	36.374,000
Disponibilité Totale	157.474,528	140.001,419	19.425,474	316.901,421
Exportations - Intra et Extra en volume (hl) (3)	20.339,000	29.388,000	109,000	49.836,000
Exportations - extra UE en Volume (hl) (3)	6.272,000	7.165,000	25,000	13.462,000
Exportations intra UE en volume (hl) (3)	14.067,000	22.223,000	84,000	36.374,000
Utilisation domestique totale	57.932,258	72.746,081	17.667,869	148.346,208
Consommation humaine	55.336,060	55.020,558	12.155,469	122.512,087
Usages industriels	2.240,198	14.783,523	5.433,400	22.457,121
Usages industriels - distillations - alcool	2.213,198	13.427,523	5.433,400	21.074,121
Usages industriels - distillations - alcool - eaux de vie d'appellation	0,000	0,000	4.389,000	4.389,000
Utilisation industrielle - distillations - alcool - réglementation UE	1.772,198	13.247,523	944,400	15.964,121
Utilisation industrielle - distillations - alcool - réglementation EM	441,000	180,000	100,000	721,000
Usages industriels - production de vinaigre	27,000	1.356,000	0,000	1.383,000
Transformations	0,000	2.266,000	0,000	2.266,000
Pertes	356,000	676,000	79,000	1.111,000
Stocks finaux	93.269,776	60.090,338	1.732,605	155.092,719
Stocks finaux - aux producteurs	64.064,252	36.060,710	426,084	100.551,046
Stocks finaux - au commerce	29.205,524	24.029,628	1.306,521	54.541,673
Variations de Stock	-2.120,322	6.300,138	-845,867	3.333,949

(1) Résultant des obligations du Règl CE 1282/2001 (Bilan et Stocks) et CE 1623/2001 (Distillations)

(2) Jus, ainsi que la diminution du volume déterminée par l'élaboration de moûts concentrés

(3) Commerce extérieur : source Eurostat COMEXT

Union Européenne - Bilan pour le Vin - Campagne 2002 - 2003
Résultat du traitement des communications des Etats-Membres (1)
Situation: Définitif - Source: DG AGRI - en 1 000 HL

Rubriques	Vins de qualité PRD	Vins de table	Autres vins	Tous les Vins
Stocks initiaux	96.997,600	57.718,900	2.007,700	156.724,200
Stocks initiaux - aux producteurs	66.961,800	36.760,000	984,000	104.705,800
Stocks initiaux - au commerce	30.035,800	20.958,900	1.023,700	52.018,400
Production Totale	64.741,000	82.163,800	13.205,000	160.109,800
Production - sauf vinification (2)	3,000	2.010,000	7.074,100	9.087,100
Production utilisable	64.738,000	80.153,800	6.130,900	151.022,700
Importations - intra et extra volume (HI) (3)	14.626,638	20.927,621	10.315,155	45.869,414
Importations - volume extra de l'UE (HI) (3)	0,000	0,000	9.528,155	9.528,155
Importations - Intra UE (3)	14.626,638	20.927,621	787,000	36.341,259
Disponibilité Totale	161.735,600	137.872,700	17.666,755	317.275,055
Exportations - Intra et Extra en volume (hl) (3)	20.568,502	27.755,649	857,000	49.181,151
Exportations - extra UE en Volume (hl) (3)	5.941,416	6.827,825	70,000	12.839,242
Exportations intra UE en volume (hl) (3)	14.627,086	20.927,824	787,000	36.341,909
Utilisation domestique totale	60.403,638	77.254,472	15.018,161	152.676,271
Consommation humaine	57.206,238	60.532,072	9.403,661	127.141,971
Usages industriels	2.853,000	13.858,000	5.545,000	22.256,000
Usages industriels - distillations - alcool	2.836,000	12.350,000	5.545,000	20.731,000
Usages industriels - distillations - alcool - eaux de vie d'appellation	0,000	0,000	4.245,000	4.245,000
Utilisation industrielle - distillations - alcool - réglementation UE	2.176,000	12.350,000	1.300,000	15.826,000
Utilisation industrielle - distillations - alcool - réglementation EM	660,000	0,000	0,000	660,000
Usages industriels - production de vinaigre	17,000	1.508,000	0,000	1.525,000
Transformations	0,000	2.277,300	0,000	2.277,300
Pertes	344,400	587,100	69,500	1.001,000
Stocks finaux	95.390,098	53.790,200	2.578,472	151.758,770
Stocks finaux - aux producteurs	67.102,252	33.175,725	1.669,457	101.947,434
Stocks finaux - au commerce	28.287,846	20.614,475	909,015	49.811,336
Variations de Stock	-1.607,502	-3.928,700	570,772	-4.965,430

- (1) Résultant des obligations du Règl CE 1282/2001 (Bilan et Stocks) et CE 1623/2001 (Distillations)
(2) Jus, ainsi que la diminution du volume déterminée par l'élaboration de moûts concentrés
(3) Commerce extérieur : source Eurostat COMEXT

Union Européenne - Bilan pour le Vin - Campagne 2001 - 2002
Résultat du traitement des communications des Etats-Membres (1)
Situation: Définitif - Source: DG AGRI - en 1 000 HL

Rubriques	Vins de qualité PRD	Vins de table	Autres vins	Tous les Vins
Stocks initiaux	93.771,890	66.557,390	1.615,900	161.945,180
Stocks initiaux - aux producteurs	66.633,040	45.736,020	469,000	112.838,060
Stocks initiaux - au commerce	27.138,850	20.821,370	1.146,900	49.107,120
Production Totale	65.969,400	87.512,200	11.016,000	164.497,600
Production - sauf vinification (2)	0,000	750,000	4.628,000	5.378,000
Production utilisable	65.969,400	86.762,200	6.388,000	159.119,600
Importations - intra et extra volume (HI) (3)	14.812,600	19.775,400	9.771,000	44.359,000
Importations - volume extra de l'UE (HI) (3)	0,300	0,000	9.012,000	9.012,300
Importations - Intra UE (3)	14.812,300	19.775,400	759,000	35.346,700
Disponibilité Totale	159.741,590	153.319,590	17.015,900	330.077,080
Exportations - Intra et Extra en volume (hl) (3)	20.759,000	26.565,500	437,000	47.761,500
Exportations - extra UE en Volume (hl) (3)	5.947,200	6.792,600	40,000	12.779,800
Exportations intra UE en volume (hl) (3)	14.811,800	19.772,900	397,000	34.981,700
Utilisation domestique totale	56.907,440	88.909,600	15.260,510	161.077,550
Consommation humaine	54.048,440	61.255,600	9.429,510	124.733,550
Usages industriels	2.512,000	24.241,000	5.768,000	32.521,000
Usages industriels - distillations - alcool	2.495,000	22.782,000	5.768,000	31.045,000
Usages industriels - distillations - alcool - eaux de vie d'appellation	0,000	0,000	4.280,000	4.280,000
Utilisation industrielle - distillations - alcool - réglementation UE	1.955,000	22.782,000	1.488,000	26.225,000
Utilisation industrielle - distillations - alcool - réglementation EM	540,000	0,000	0,000	540,000
Usages industriels - production de vinaigre	17,000	1.459,000	0,000	1.476,000
Transformations	0,000	2.854,000	0,000	2.854,000
Pertes	347,000	559,000	65,000	971,000
Stocks finaux	96.884,320	57.619,170	2.017,380	156.520,870
Stocks finaux - aux producteurs	66.475,270	36.252,590	439,000	103.166,860
Stocks finaux - au commerce	30.409,050	21.366,580	1.578,380	53.354,010
Variations de Stock	3.112,430	-8.938,220	401,480	-5.424,310

- (1) Résultant des obligations du Règl CE 1282/2001 (Bilan et Stocks) et CE 1623/2001 (Distillations)
(2) Jus, ainsi que la diminution du volume déterminée par l'élaboration de moûts concentrés
(3) Commerce extérieur : source Eurostat COMEXT

Union Européenne - Bilan pour le Vin - Campagne 2000 - 2001
Résultat du traitement des communications des Etats-Membres (1)
Situation: Définitif - Source: DG AGRI - en 1 000 HL

Rubriques	Vins de qualité PRD	Vins de table	Autres vins	Tous les Vins
Stocks initiaux	85.658,734	58.195,334	1.623,425	145.477,493
Stocks initiaux - aux producteurs	63.858,267	42.951,686	940,960	107.750,913
Stocks initiaux - au commerce	21.800,467	15.243,648	682,465	37.726,580
Production Totale	70.114,393	100.474,138	11.498,000	182.086,531
Production - sauf vinification (2)	0,000	802,000	5.280,000	6.082,000
Production utilisable	70.114,393	99.672,138	6.218,000	176.004,531
Importations - intra et extra volume (HI) (3)	13.064,061	16.413,704	9.897,000	39.374,765
Importations - volume extra de l'UE (HI) (3)	337,300	576,000	8.215,000	9.128,300
Importations - Intra UE (3)	12.726,761	15.837,704	1.682,000	30.246,465
Disponibilité Totale	156.110,427	158.443,472	16.056,425	330.610,324
Exportations - Intra et Extra en volume (hl) (3)	20.143,975	26.854,705	375,000	47.373,680
Exportations - extra UE en Volume (hl) (3)	5.794,000	6.222,600	49,000	12.065,600
Exportations intra UE en volume (hl) (3)	14.349,975	20.632,105	326,000	35.308,080
Utilisation domestique totale	55.481,775	81.357,552	15.636,556	152.475,883
Consommation humaine	51.928,465	57.194,552	9.863,556	118.986,573
Usages industriels	3.030,310	21.301,000	5.640,000	29.971,310
Usages industriels - distillations - alcool	3.030,310	19.868,000	5.520,000	28.418,310
Usages industriels - distillations - alcool - eaux de vie d'appellation	0,000	0,000	4.100,000	4.100,000
Utilisation industrielle - distillations - alcool - réglementation UE	2.130,310	19.868,000	1.420,000	23.418,310
Utilisation industrielle - distillations - alcool - réglementation EM	900,000	0,000	0,000	900,000
Usages industriels - production de vinaigre	0,000	1.433,000	120,000	1.553,000
Transformations	0,000	2.207,000	0,000	2.207,000
Pertes	523,000	655,000	133,000	1.311,000
Stocks finaux	93.670,225	66.081,548	1.733,944	161.485,717
Stocks finaux - aux producteurs	66.536,647	44.874,367	415,355	111.826,369
Stocks finaux - au commerce	27.133,578	21.207,181	1.318,589	49.659,348
Variations de Stock	8.011,491	7.886,214	110,519	16.008,224

(1) Résultant des obligations du Règl CE 1282/2001 (Bilan et Stocks) et CE 1623/2001 (Distillations)

(2) Jus, ainsi que la diminution du volume déterminée par l'élaboration de moûts concentrés

(3) Commerce extérieur : source Eurostat COMEXT

Paramètres les plus utilisés dans le secteur Vin, par campagne et par Etat Membre

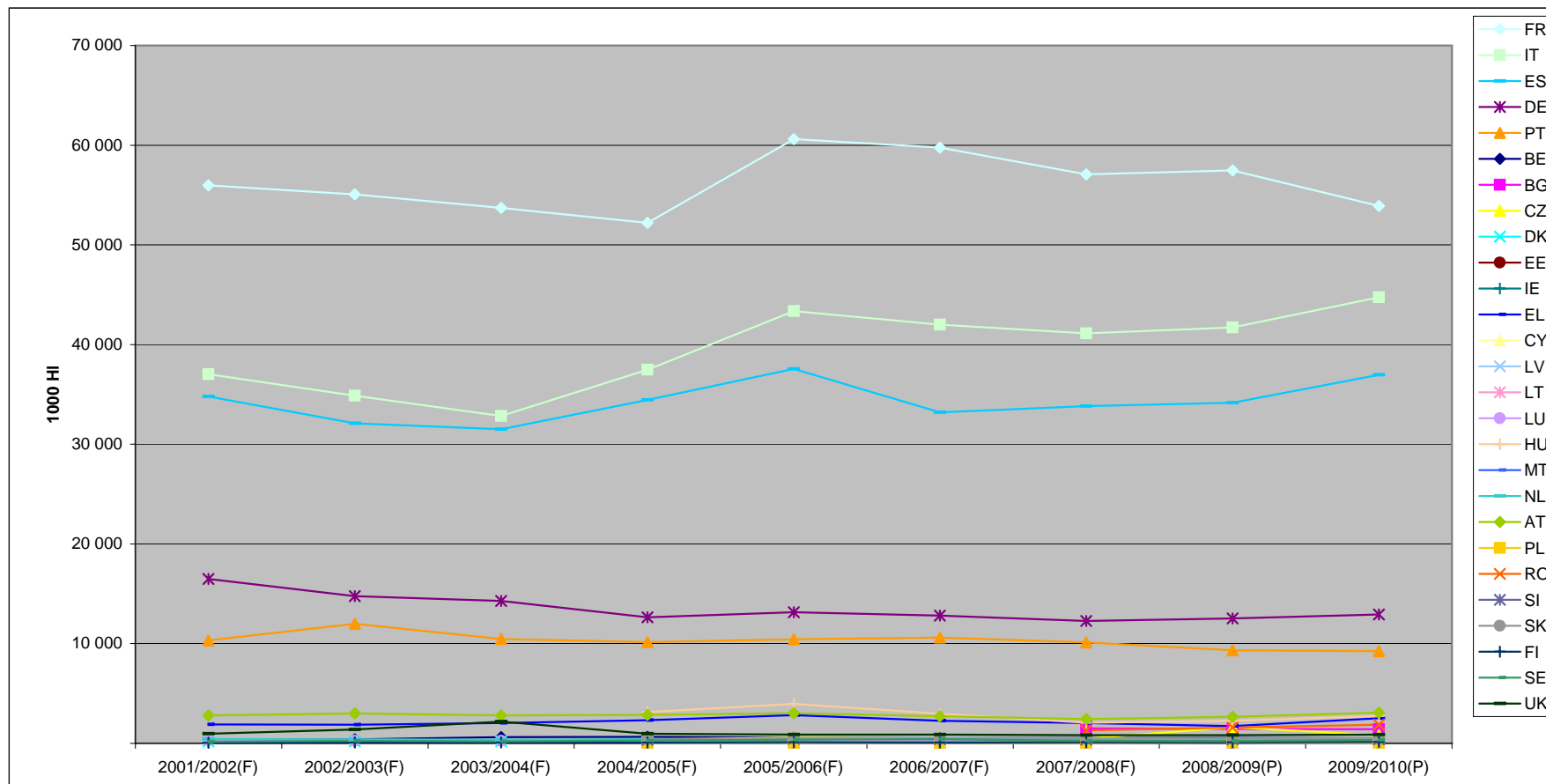
Tous vins - Rubrique: Stocks initiaux - Source: DG AGRI Regl. (CE) 436/2009 - 1000 HL

	2001/2002(F)	2002/2003(F)	2003/2004(F)	2004/2005(F)	2005/2006(F)	2006/2007(F)	2007/2008(F)	2008/2009(P)	2009/2010(P)	Moyenne
BE	406,000	382,000	633,000	664,000	563,000	502,000	548,000	532,000	500,000	525,556
BG							1.509,000	1.439,000	1.406,196	1.451,399
CZ				388,400	553,300	477,400	491,000	1.602,990	820,700	722,298
DK	201,000	208,000	208,000	228,000	268,033	268,000	268,000	470,000	470,000	287,670
DE	16.500,000	14.770,000	14.285,000	12.640,000	13.163,000	12.802,000	12.264,000	12.523,000	12.926,600	13.541,511
EE				19,645	34,351	30,000	34,000	35,000	33,700	31,116
IE	105,000	124,000	146,000	115,273	150,000	150,000	248,000	277,000	118,000	159,253
EL	1.903,000	1.854,000	2.037,000	2.309,090	2.822,000	2.258,417	2.049,000	1.720,543	2.504,100	2.161,906
ES	34.784,000	32.091,000	31.502,000	34.443,000	37.565,000	33.214,000	33.817,000	34.168,000	36.961,500	34.282,833
FR	55.981,000	55.072,000	53.708,425	52.220,000	60.608,508	59.759,254	57.061,557	57.459,000	53.899,600	56.196,594
IT	37.008,980	34.877,000	32.840,910	37.481,273	43.350,476	41.989,737	41.120,000	41.719,445	44.746,000	39.459,313
CY				178,816	250,000	206,683	169,000	152,956	165,600	187,176
LV				16,400	15,000	55,300	46,500	52,000	34,000	36,533
LT				106,457	79,245	49,758	70,500	83,829	70,600	76,731
LU	312,000	250,000	268,000	242,000	265,000	263,000	240,000	229,000	244,700	257,078
HU				3.132,000	3.961,000	2.976,000	2.055,500	2.257,000	2.731,000	2.852,083
MT				38,200	38,200	68,600	62,200	47,000	35,000	48,200
NL	417,000	397,000	377,000	416,000	405,000	506,083	512,000	475,000	476,000	442,343
AT	2.807,200	2.987,600	2.812,035	2.852,718	3.022,000	2.713,101	2.435,000	2.672,403	3.078,118	2.820,019
PL				53,000	53,000	45,000	57,000	78,000	55,000	56,833
PT	10.314,000	11.984,000	10.454,000	10.139,524	10.446,351	10.614,968	10.121,000	9.325,848	9.249,900	10.294,399
RO							1.295,000	1.574,197	1.870,020	1.579,739
SI				340,370	449,000	411,000	363,000	385,640	410,000	393,168
SK				361,780	490,800	409,000	416,000	431,831	446,460	425,979
FI	66,000	95,600	91,400	91,700	105,540	96,500	112,000	107,300	144,400	101,160
SE	176,000	241,000	205,000	296,000	366,000	423,600	253,000	240,000	342,000	282,511
UK	964,000	1.391,000	2.191,000	956,000	879,000	879,000	827,000	827,000	887,000	1.089,000
Total	161.945,180	156.724,200	151.758,770	159.729,646	179.902,804	171.168,401	168.444,257	170.884,982	174.626,194	166.131,604

* (F)Définitif; (P)Provisoire; (E)Prévisionnel; (N/A)Inconnu

Paramètres les plus utilisés dans le secteur Vin, par campagne et par Etat Membre

Tous vins - Rubrique: Stocks initiaux - Source: DG AGRI Regl. (CE) 436/2009 - 1000 HL



Paramètres les plus utilisés dans le secteur Vin, par campagne et par Etat Membre

Tous vins - Rubrique: Stocks initiaux - aux producteurs - Source: DG AGRI Regl. (CE) 436/2009 - 1000 HL

	2001/2002(F)	2002/2003(F)	2003/2004(F)	2004/2005(F)	2005/2006(F)	2006/2007(F)	2007/2008(F)	2008/2009(P)	2009/2010(P)	Moyenne
BE	1,000	1,000	1,000	1,000	57,000		57,000	61,000	60,000	26,556
BG							1.509,000	1.439,000	1.406,196	1.451,399
CZ				117,500	375,000	232,900	256,000	968,952	592,400	423,792
DK					0,033					0,004
DE	9.496,000	8.179,000	8.092,000	6.758,000	7.043,000	6.783,000	6.145,000	6.550,000	6.979,800	7.336,200
EE										
IE										
EL	1.683,000	1.614,000	1.733,000	1.955,374	2.515,000	2.029,358	1.822,000	1.564,290	2.148,700	1.896,080
ES	29.296,000	26.599,000	26.250,000	28.415,000	32.550,000	28.539,000	29.061,000	29.898,000	33.204,700	29.312,522
FR	37.966,000	34.739,000	33.545,000	32.360,000	39.802,955	39.350,895	37.186,058	35.724,000	33.388,900	36.006,979
IT	27.329,760	24.574,000	22.588,809	23.639,763	30.212,135	28.510,970	27.173,000	26.745,673	29.141,000	26.657,234
CY				175,152	250,000	206,678	169,000	152,956	154,400	184,698
LV				5,200	5,000	7,200	7,000	41,000	10,000	12,567
LT										
LU	159,000	154,000	171,000	150,000	169,000	192,000	164,000	229,000	244,700	181,411
HU				2.932,000	3.961,000	2.976,000	822,000	677,000	545,000	1.985,500
MT				35,200	35,200	57,200	52,000	37,000	28,000	40,767
NL										
AT	1.944,300	1.750,800	2.168,625	2.134,492	2.164,000	1.932,884	1.706,000	1.934,011	2.205,248	1.993,373
PL				26,000	26,000	22,000	11,000			14,167
PT	4.931,000	5.720,000	5.222,000	5.124,165	5.923,707	5.784,572	5.745,000	5.361,845	4.948,400	5.417,854
RO							1.295,000	1.547,928	1.862,270	1.568,399
SI				315,219	449,000	408,000	360,000	382,640	407,000	386,977
SK				350,270	328,610	409,000	383,000	362,228	446,460	379,928
FI										
SE			3,000			0,600	4,000			0,844
UK	32,000	1.375,000	18,000	13,000			38,000	38,000		168,222
Total	112.838,060	104.705,800	99.792,434	104.507,335	125.866,640	117.442,257	113.965,058	113.714,523	117.773,174	112.289,476

* (F)Définitif; (P)Provisoire; (E)Prévisionnel; (N/A)Inconnu

Paramètres les plus utilisés dans le secteur Vin, par campagne et par Etat Membre

Tous vins - Rubrique: Stocks initiaux - au commerce - Source: DG AGRI Regl. (CE) 436/2009 - 1000 HL

	2001/2002(F)	2002/2003(F)	2003/2004(F)	2004/2005(F)	2005/2006(F)	2006/2007(F)	2007/2008(F)	2008/2009(P)	2009/2010(P)	Moyenne
BE	405,000	381,000	632,000	663,000	506,000	502,000	491,000	471,000	440,000	499,000
BG										
CZ				270,900	178,300	244,500	235,000	634,038	228,300	298,506
DK	201,000	208,000	208,000	228,000	268,000	268,000	268,000	470,000	470,000	287,667
DE	7.004,000	6.591,000	6.193,000	5.882,000	6.120,000	6.019,000	6.119,000	5.973,000	5.946,800	6.205,311
EE				19,645	34,351	30,000	34,000	35,000	33,700	31,116
IE	105,000	124,000	146,000	115,273	150,000	150,000	248,000	277,000	118,000	159,253
EL	220,000	240,000	304,000	353,716	307,000	229,059	227,000	156,253	355,400	265,825
ES	5.488,000	5.492,000	5.252,000	6.028,000	5.015,000	4.675,000	4.756,000	4.270,000	3.756,800	4.970,311
FR	18.015,000	20.333,000	20.163,425	19.860,000	20.805,553	20.408,359	19.875,499	21.735,000	20.510,700	20.189,615
IT	9.679,220	10.303,000	10.252,101	13.841,510	13.138,341	13.478,767	13.947,000	14.973,772	15.605,000	12.802,079
CY				3,664		0,005			11,200	2,478
LV				11,200	10,000	48,100	39,500	11,000	24,000	23,967
LT				106,457	79,245	49,758	70,500	83,829	70,600	76,731
LU	153,000	96,000	97,000	92,000	96,000	71,000	76,000			75,667
HU				200,000			1.233,500	1.580,000	2.186,000	866,583
MT				3,000	3,000	11,400	10,200	10,000	7,000	7,433
NL	417,000	397,000	377,000	416,000	405,000	506,083	512,000	475,000	476,000	442,343
AT	862,900	1.236,800	643,410	718,226	858,000	780,217	729,000	738,392	872,870	826,646
PL				27,000	27,000	23,000	46,000	78,000	55,000	42,667
PT	5.383,000	6.264,000	5.232,000	5.015,359	4.522,644	4.830,396	4.376,000	3.964,003	4.301,500	4.876,545
RO								26,269	7,750	11,340
SI				25,151		3,000	3,000	3,000	3,000	6,192
SK				11,510	162,190		33,000	69,603		46,051
FI	66,000	95,600	91,400	91,700	105,540	96,500	112,000	107,300	144,400	101,160
SE	176,000	241,000	202,000	296,000	366,000	423,000	249,000	240,000	342,000	281,667
UK	932,000	16,000	2.173,000	943,000	879,000	879,000	789,000	789,000	887,000	920,778
Total	49.107,120	52.018,400	51.966,336	55.222,311	54.036,164	53.726,144	54.479,199	57.170,459	56.853,020	53.842,128

* (F)Définitif; (P)Provisoire; (E)Prévisionnel; (N/A)Inconnu

Paramètres les plus utilisés dans le secteur Vin, par campagne et par Etat Membre

Tous vins - Rubrique: Production totale - Source: DG AGRI Regl. (CE) 436/2009 - 1000 HL

	2001/2002(F)	2002/2003(F)	2003/2004(F)	2004/2005(F)	2005/2006(F)	2006/2007(F)	2007/2008(F)	2008/2009(P)	2009/2010(P)	Moyenne
BE	2,000	2,000	2,000	4,000	4,000	3,000	3,000	7,000	3,000	3,333
BG							1.796,000	1.617,000	1.245,834	1.552,945
CZ				605,000	438,000	434,000	821,000	771,200	600,000	611,533
DK										
DE	8.980,000	9.984,000	8.290,769	10.107,000	9.256,000	9.000,000	10.363,000	9.990,902	9.227,000	9.466,519
EE										
IE										
EL	3.475,000	3.098,000	3.804,000	4.295,000	4.027,000	3.938,000	3.512,000	3.874,048	3.079,000	3.678,005
ES	33.937,000	39.419,000	48.620,000	50.062,000	41.119,000	43.676,000	42.070,000	41.583,000	38.402,000	42.098,667
FR	55.339,000	51.966,000	47.519,000	58.845,000	53.314,000	53.025,000	46.547,000	42.805,000	46.742,748	50.678,083
IT	52.293,000	46.200,000	44.087,000	53.135,000	53.062,000	54.600,000	49.019,000	50.470,382	50.665,000	50.392,376
CY				281,640	241,000	148,500	148,500	130,000	147,000	182,773
LV							67,000			11,167
LT										
LU	135,000	154,000	123,085	156,000	135,000	130,000	142,000	130,000	135,000	137,787
HU				5.271,800	3.103,000	3.144,000	3.222,000	3.448,000	3.198,000	3.564,467
MT				70,000	60,000	48,000	38,000	55,000	37,000	51,333
NL					1,000			3,000		0,444
AT	2.530,600	2.599,400	2.555,592	2.733,800	2.264,000	2.257,000	2.628,000	2.993,660	2.352,000	2.546,006
PL										
PT	7.790,000	6.677,000	7.283,450	7.481,000	7.254,000	7.542,000	6.049,000	5.620,000	5.872,000	6.840,939
RO							5.289,000	6.786,000	6.703,000	6.259,333
SI				944,000	886,000	739,000	857,000	752,000	754,000	822,000
SK				409,580	303,000	328,000	357,000	432,977		305,093
FI										
SE										
UK	16,000	10,400	14,503	19,071	20,000	25,000	10,000	10,000	10,000	14,997
Total	164.497,600	160.109,800	162.299,399	194.419,891	175.487,000	179.037,500	172.938,500	171.479,169	169.172,582	172.160,160

* (F)Définitif; (P)Provisoire; (E)Prévisionnel; (N/A)Inconnu

Paramètres les plus utilisés dans le secteur Vin, par campagne et par Etat Membre

Tous vins - Rubrique: Production - sauf vinification - Source: DG AGRI Regl. (CE) 436/2009 - 1000 HL

	2001/2002(F)	2002/2003(F)	2003/2004(F)	2004/2005(F)	2005/2006(F)	2006/2007(F)	2007/2008(F)	2008/2009(P)	2009/2010(P)	Moyenne
BE										
BG									14,000	4,667
CZ				25,000						4,167
DK										
DE			99,771							11,086
EE										
IE										
EL		3,000		13,000	38,000	39,000	174,000			29,667
ES	3.390,000	5.841,000	6.777,000	6.894,000	4.961,000	5.386,000	5.290,000	5.670,000	3.563,000	5.308,000
FR	1.950,000	1.614,000	1.159,000	1.459,000	1.209,000	898,000	875,000	152,000	1.000,000	1.146,222
IT		1.596,000			2.600,000	1.969,000	1.100,000	1.500,000	2.900,000	1.296,111
CY				4,000	3,000	0,500	0,500			1,333
LV										
LT										
LU										
HU										
MT										
NL										
AT	38,000	33,100	35,977	48,700		43,000	50,000			27,642
PL										
PT										
RO										
SI					4,000					0,667
SK										
FI										
SE										
UK										
Total	5.378,000	9.087,100	8.071,748	8.443,700	8.815,000	8.335,500	7.489,500	7.322,000	7.477,000	7.824,394

* (F)Définitif; (P)Provisoire; (E)Prévisionnel; (N/A)Inconnu

Paramètres les plus utilisés dans le secteur Vin, par campagne et par Etat Membre

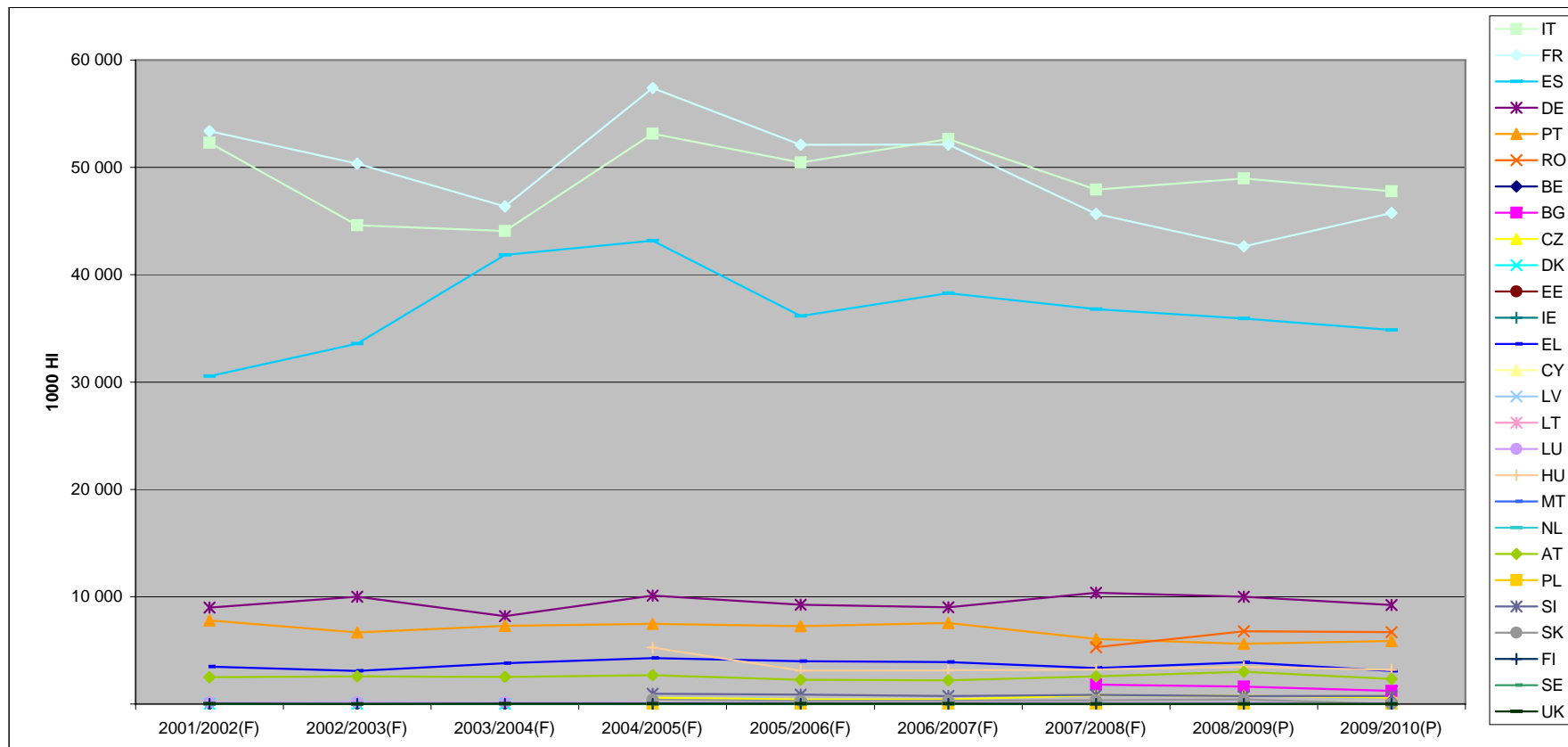
Tous vins - Rubrique: Production utilisable - Source: DG AGRI Regl. (CE) 436/2009 - 1000 HL

	2001/2002(F)	2002/2003(F)	2003/2004(F)	2004/2005(F)	2005/2006(F)	2006/2007(F)	2007/2008(F)	2008/2009(P)	2009/2010(P)	Moyenne
BE	2,000	2,000	2,000	4,000	4,000	3,000	3,000	7,000	3,000	3,333
BG							1.796,000	1.617,000	1.231,834	1.548,278
CZ				580,000	438,000	434,000	821,000	771,200	600,000	607,367
DK										
DE	8.980,000	9.984,000	8.190,998	10.107,000	9.256,000	9.000,000	10.363,000	9.990,902	9.227,000	9.455,433
EE										
IE										
EL	3.475,000	3.095,000	3.804,000	4.282,000	3.989,000	3.899,000	3.338,000	3.874,048	3.079,000	3.648,339
ES	30.547,000	33.578,000	41.843,000	43.168,000	36.158,000	38.290,000	36.780,000	35.913,000	34.839,000	36.790,667
FR	53.389,000	50.352,000	46.360,000	57.386,000	52.105,000	52.127,000	45.672,000	42.653,000	45.742,748	49.531,861
IT	52.293,000	44.604,000	44.087,000	53.135,000	50.462,000	52.631,000	47.919,000	48.970,382	47.765,000	49.096,265
CY				277,640	238,000	148,000	148,000	130,000	147,000	181,440
LV							67,000			11,167
LT										
LU	135,000	154,000	123,085	156,000	135,000	130,000	142,000	130,000	135,000	137,787
HU				5.271,800	3.103,000	3.144,000	3.222,000	3.448,000	3.198,000	3.564,467
MT				70,000	60,000	48,000	38,000	55,000	37,000	51,333
NL					1,000			3,000		0,444
AT	2.492,600	2.566,300	2.519,615	2.685,100	2.264,000	2.214,000	2.578,000	2.993,660	2.352,000	2.518,364
PL										
PT	7.790,000	6.677,000	7.283,450	7.481,000	7.254,000	7.542,000	6.049,000	5.620,000	5.872,000	6.840,939
RO							5.289,000	6.786,000	6.703,000	6.259,333
SI				944,000	882,000	739,000	857,000	752,000	754,000	821,333
SK				409,580	303,000	328,000	357,000	432,977		305,093
FI										
SE										
UK	16,000	10,400	14,503	19,071	20,000	25,000	10,000	10,000	10,000	14,997
Total	159.119,600	151.022,700	154.227,651	185.976,191	166.672,000	170.702,000	165.449,000	164.157,169	161.695,582	164.335,766

* (F)Définitif; (P)Provisoire; (E)Prévisionnel; (N/A)Inconnu

Paramètres les plus utilisés dans le secteur Vin, par campagne et par Etat Membre

Tous vins - Rubrique: Production utilisable - Source: DG AGRI Regl. (CE) 436/2009 - 1000 HL



Paramètres les plus utilisés dans le secteur Vin, par campagne et par Etat Membre

Tous vins - Rubrique: Importations - intra et extra volume (HI) - Source: DG AGRI Regl. (CE) 436/2009 - 1000 HL

	2001/2002(F)	2002/2003(F)	2003/2004(F)	2004/2005(F)	2005/2006(F)	2006/2007(F)	2007/2008(F)	2008/2009(P)	2009/2010(P)	Moyenne
BE	2.716,000	2.685,030	2.856,000	2.663,000	3.139,000	3.261,000	3.473,000	3.372,000	3.006,274	3.019,034
BG							66,000	82,000	54,886	67,629
CZ				1.328,000	1.369,000	1.470,000	1.600,000	1.490,000	1.540,449	1.466,242
DK	2.041,000	2.029,151	2.078,000	1.957,000	1.985,000	1.966,000	2.057,000	1.992,000	1.885,661	1.998,979
DE	12.729,000	12.223,597	13.233,000	13.937,000	14.365,000	15.467,000	14.659,000	14.903,000	15.228,845	14.082,827
EE				130,000	133,000	162,000	178,000	178,000	184,643	160,940
IE	510,400	539,975	629,000	800,000	679,000	814,000	740,000	769,000	784,397	696,197
EL	133,000	360,372	275,000	208,000	265,000	180,000	297,000	201,000	136,318	228,410
ES	291,000	1.167,884	273,000	342,762	515,000	757,000	777,000	462,000	341,305	547,439
FR	6.376,000	5.504,230	5.663,000	5.942,000	5.559,000	5.614,000	5.838,000	5.903,000	5.858,458	5.806,410
IT	1.865,000	2.675,371	1.710,000	1.960,000	1.902,000	1.823,000	2.140,000	1.625,000	1.749,515	1.938,876
CY				29,000	31,000	39,000	51,000	44,000	47,118	40,186
LV				162,000	229,000	302,000	309,000	252,000	330,097	264,016
LT				125,200	152,000	229,000	291,000	413,000	568,241	296,407
LU	239,000	195,756	213,000	226,000	216,000	251,000	443,000	229,000	387,786	266,727
HU				102,000	232,000	515,000	464,000	211,000	127,144	275,191
MT				38,000	65,000	67,000	89,000	89,000	50,598	66,433
NL	2.949,000	3.326,892	3.824,000	4.119,000	4.217,000	4.040,000	4.265,000	4.093,000	4.070,496	3.878,265
AT	650,500	550,595	691,000	802,000	835,000	824,000	747,000	653,000	682,942	715,115
PL				729,000	742,000	787,000	908,000	861,000	983,013	835,002
PT	1.571,700	1.541,747	1.695,000	1.543,000	1.345,000	954,000	1.446,000	1.953,000	1.978,741	1.558,688
RO							367,000	226,000	130,279	241,093
SI				30,000	56,000	76,000	69,000	62,000	69,381	60,397
SK				269,050	341,000	408,000	684,000	475,000	463,484	440,089
FI	416,400	506,678	513,000	357,000	590,000	670,000	657,000	722,000	655,056	565,237
SE	1.669,000	1.555,129	1.554,000	1.594,000	1.630,000	1.852,000	1.976,000	2.044,000	1.951,089	1.758,358
UK	10.202,000	11.007,007	12.082,000	13.151,000	12.843,000	12.836,000	13.137,000	13.133,000	12.736,581	12.347,510
Total	44.359,000	45.869,414	47.289,000	52.544,012	53.435,000	55.364,000	57.728,000	56.437,000	56.002,796	52.114,247

* (F)Définitif; (P)Provisoire; (E)Prévisionnel; (N/A)Inconnu

Paramètres les plus utilisés dans le secteur Vin, par campagne et par Etat Membre

Tous vins - Rubrique: Importations - volume extra de l'UE (HI) - Source: DG AGRI Regl. (CE) 436/2009 - 1000 HL

	2001/2002(F)	2002/2003(F)	2003/2004(F)	2004/2005(F)	2005/2006(F)	2006/2007(F)	2007/2008(F)	2008/2009(P)	2009/2010(P)	Moyenne
BE	184,000	204,000	236,000	269,000	295,000	327,000	330,000	366,000	326,727	281,970
BG							18,000	15,000	11,368	14,789
CZ				91,000	98,000	94,000	116,000	111,000	85,776	99,296
DK	455,000	602,209	697,000	760,000	761,000	781,000	889,000	817,000	772,520	726,081
DE	1.924,000	1.892,013	2.101,000	1.986,000	2.053,000	2.233,000	2.300,000	2.432,000	2.366,360	2.143,041
EE				40,000	41,000	25,000	34,000	32,000	36,341	34,723
IE	246,000	268,288	281,000	339,000	206,000	328,000	220,000	262,000	293,347	271,515
EL	6,000	3,414	26,000		3,000	3,000	5,000	6,000	6,244	6,518
ES	12,000	14,633	19,000	20,000	26,000	23,000	33,000	60,000	19,764	25,266
FR	545,000	532,264	599,000	594,000	611,000	581,000	619,000	552,000	488,671	569,104
IT	143,000	57,545	91,000	395,000	594,000	669,000	594,000	704,000	662,249	434,422
CY				3,000	2,000	2,000	3,000	3,000	4,263	2,877
LV					28,000	25,000	26,000	20,000	17,177	19,363
LT				28,200	27,000	12,000	15,000	19,000	22,862	20,677
LU	9,000	1,036	1,000		1,000		1,000	1,000	0,992	1,670
HU				2,000	2,000	6,000	7,000	2,000	0,470	3,245
MT					24,000	19,000	4,000	5,000	6,373	9,729
NL	875,800	959,861	1.105,000	1.196,000	1.192,000	928,000	981,000	864,000	940,609	1.004,697
AT	30,500	31,304	34,000	29,000	26,000	24,000	30,000	20,000	26,833	27,960
PL				300,000	277,000	96,000	136,000	138,000	151,241	183,040
PT		1,577		3,000	2,000	1,000	3,000	4,000	2,607	1,909
RO							48,000	43,000	15,518	35,506
SI					11,000	15,000	15,000	7,000	9,037	9,506
SK				0,050	6,000	2,000	2,000	3,000	4,345	2,899
FI	128,000	168,655	203,000		217,000	257,000	281,000	320,000	304,118	208,752
SE	277,000	318,030	429,000	437,000	487,000	496,000	541,000	633,000	718,284	481,813
UK	4.177,000	4.473,327	5.093,000	5.364,000	4.872,000	4.907,000	5.263,000	5.810,000	5.659,436	5.068,752
Total	9.012,300	9.528,155	10.915,000	11.856,250	11.862,000	11.854,000	12.514,000	13.249,000	12.953,531	11.527,137

* (F)Définitif; (P)Provisoire; (E)Prévisionnel; (N/A)Inconnu

Paramètres les plus utilisés dans le secteur Vin, par campagne et par Etat Membre

Tous vins - Rubrique: Importations - Intra UE - Source: DG AGRI Regl. (CE) 436/2009 - 1000 HL

	2001/2002(F)	2002/2003(F)	2003/2004(F)	2004/2005(F)	2005/2006(F)	2006/2007(F)	2007/2008(F)	2008/2009(P)	2009/2010(P)	Moyenne
BE	2.532,000	2.481,030	2.620,000	2.394,000	2.844,000	2.934,000	3.143,000	3.006,000	2.679,547	2.737,064
BG							48,000	67,000	43,518	52,839
CZ				1.237,000	1.271,000	1.376,000	1.484,000	1.379,000	1.454,673	1.366,946
DK	1.586,000	1.426,942	1.381,000	1.197,000	1.224,000	1.185,000	1.168,000	1.175,000	1.113,141	1.272,898
DE	10.805,000	10.331,585	11.132,000	11.951,000	12.312,000	13.234,000	12.359,000	12.471,000	12.862,485	11.939,785
EE				90,000	92,000	137,000	144,000	146,000	148,302	126,217
IE	264,400	271,688	348,000	461,000	473,000	486,000	520,000	507,000	491,050	424,682
EL	127,000	356,958	249,000	208,000	262,000	177,000	292,000	195,000	130,074	221,892
ES	279,000	1.153,251	254,000	322,762	489,000	734,000	744,000	402,000	321,541	522,173
FR	5.831,000	4.971,967	5.064,000	5.348,000	4.948,000	5.033,000	5.219,000	5.351,000	5.369,787	5.237,306
IT	1.722,000	2.617,825	1.619,000	1.565,000	1.308,000	1.154,000	1.546,000	921,000	1.087,266	1.504,455
CY				26,000	29,000	37,000	48,000	41,000	42,855	37,309
LV				162,000	201,000	277,000	283,000	232,000	312,921	244,653
LT				97,000	125,000	217,000	276,000	394,000	545,379	275,730
LU	230,000	194,720	212,000	226,000	215,000	251,000	442,000	228,000	386,794	265,057
HU				100,000	230,000	509,000	457,000	209,000	126,675	271,946
MT				38,000	41,000	48,000	85,000	84,000	44,225	56,704
NL	2.073,200	2.367,031	2.719,000	2.923,000	3.025,000	3.112,000	3.284,000	3.229,000	3.129,887	2.873,569
AT	620,000	519,291	657,000	773,000	809,000	800,000	717,000	633,000	656,109	687,156
PL				429,000	465,000	691,000	772,000	723,000	831,772	651,962
PT	1.571,700	1.540,170	1.695,000	1.540,000	1.343,000	953,000	1.443,000	1.949,000	1.976,134	1.556,778
RO							319,000	183,000	114,761	205,587
SI				30,000	45,000	61,000	54,000	55,000	60,345	50,891
SK				269,000	335,000	406,000	682,000	472,000	459,140	437,190
FI	288,400	338,023	310,000	357,000	373,000	413,000	376,000	402,000	350,939	356,485
SE	1.392,000	1.237,100	1.125,000	1.157,000	1.143,000	1.356,000	1.435,000	1.411,000	1.232,805	1.276,545
UK	6.025,000	6.533,680	6.989,000	7.787,000	7.971,000	7.929,000	7.874,000	7.323,000	7.077,145	7.278,758
Total	35.346,700	36.341,259	36.374,000	40.687,762	41.573,000	43.510,000	45.214,000	43.188,000	43.049,265	40.587,110

* (F)Définitif; (P)Provisoire; (E)Prévisionnel; (N/A)Inconnu

Paramètres les plus utilisés dans le secteur Vin, par campagne et par Etat Membre

Paramètres les plus utilisés dans le secteur Vin, par campagne et par Etat Membre

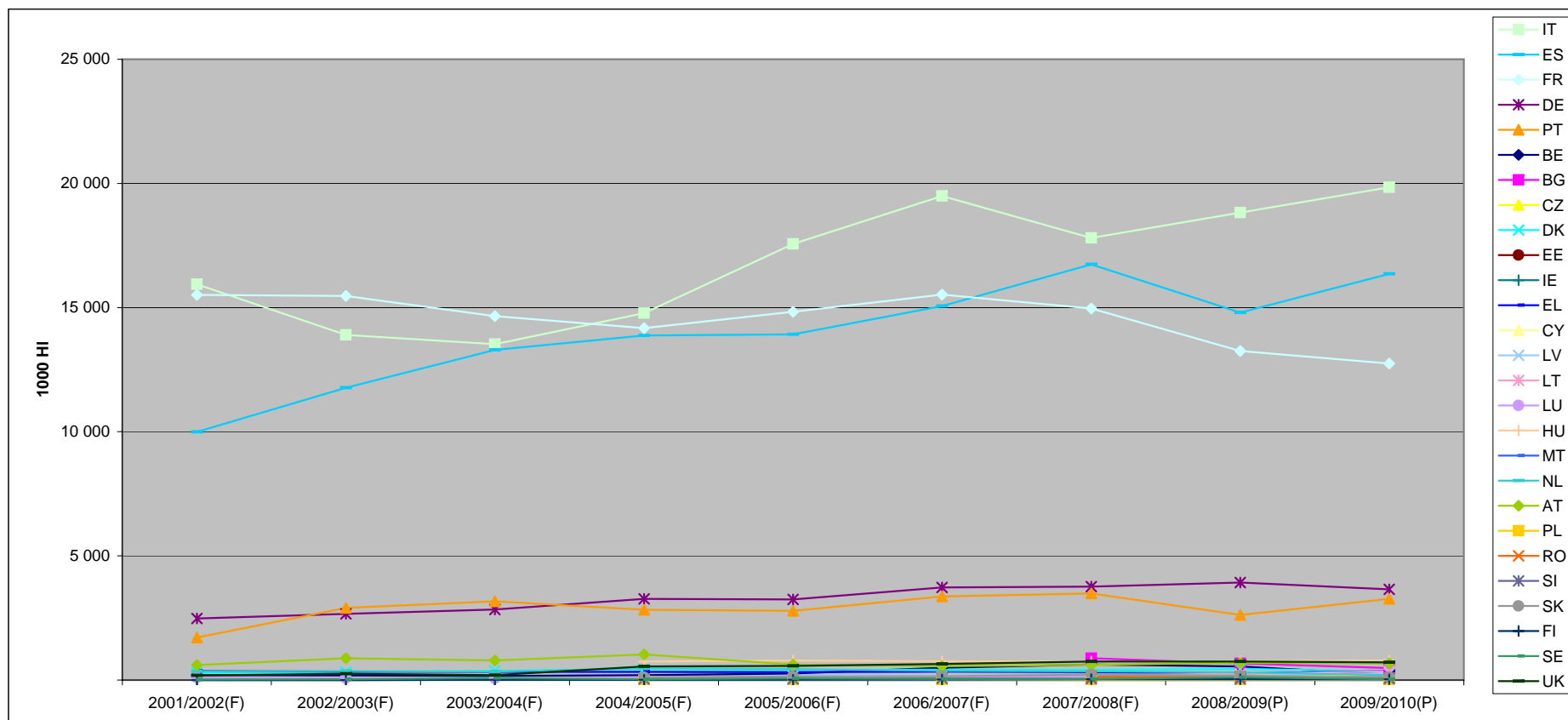
Tous vins - Rubrique: Exportations - Intra et Extra en volume (hl) - Source: DG AGRI Regl. (CE) 436/2009 - 1000 HL

	2001/2002(F)	2002/2003(F)	2003/2004(F)	2004/2005(F)	2005/2006(F)	2006/2007(F)	2007/2008(F)	2008/2009(P)	2009/2010(P)	Moyenne
BE	201,700	184,587	170,000	195,000	266,000	494,000	626,000	552,000	220,238	323,281
BG							882,000	666,000	478,961	675,654
CZ				35,000	55,000	85,000	154,000	194,000	222,321	124,220
DK	294,000	328,441	378,000	443,000	406,000	414,000	401,000	453,000	352,523	385,552
DE	2.477,000	2.669,930	2.839,000	3.268,000	3.250,000	3.725,000	3.758,000	3.931,000	3.652,976	3.285,656
EE				8,000	19,000	57,000	38,000	40,000	42,187	34,031
IE	2,300	4,500	6,000	6,000	13,000	16,000	15,000	14,000	6,978	9,309
EL	360,000	343,422	326,000	325,000	315,000	344,000	320,000	264,000	366,797	329,358
ES	9.992,000	11.768,775	13.299,000	13.876,000	13.925,000	15.063,000	16.740,000	14.800,000	16.355,077	13.979,872
FR	15.515,000	15.462,848	14.655,000	14.175,000	14.835,000	15.517,000	14.965,000	13.256,000	12.750,576	14.570,158
IT	15.939,000	13.903,110	13.522,000	14.781,000	17.565,000	19.491,000	17.805,000	18.826,000	19.842,540	16.852,739
CY				123,000	50,000	59,000	54,000	34,000	25,217	57,536
LV				15,000	177,000	191,000	151,000	179,000	278,381	165,230
LT				12,623	27,000	131,000	198,000	251,000	355,987	162,602
LU	104,000	74,815	63,000	85,000	79,000	99,000	157,000	93,000	81,653	92,941
HU				748,000	787,000	761,000	745,000	761,000	789,839	765,306
MT				1,000	1,000	1,000	2,000	2,000	0,193	1,199
NL	350,600	359,827	338,000	474,000	441,000	372,000	349,000	304,000	200,986	354,379
AT	608,200	879,358	786,000	1.029,000	620,000	558,000	613,000	688,000	670,080	716,849
PL				10,000	9,000	21,000	13,000	13,000	25,766	15,294
PT	1.712,900	2.910,405	3.171,000	2.833,000	2.783,000	3.363,000	3.488,000	2.622,000	3.272,758	2.906,229
RO							130,000	135,000	90,984	118,661
SI				43,000	49,000	61,000	56,000	49,000	56,958	52,493
SK				109,000	138,000	154,000	219,000	175,000	123,803	153,134
FI	2,400	2,700	6,000	9,000	12,000	25,000	34,000	35,000	31,565	17,518
SE	17,900	38,300	76,000	33,000	70,000	41,000	46,000	113,000	33,034	52,026
UK	184,500	250,134	201,000	552,000	568,000	647,000	751,000	742,000	715,369	512,334
Total	47.761,500	49.181,151	49.836,000	53.188,623	56.460,000	61.690,000	62.710,000	59.192,000	61.043,747	55.673,669

* (F)Définitif; (P)Provisoire; (E)Prévisionnel; (N/A)Inconnu

Paramètres les plus utilisés dans le secteur Vin, par campagne et par Etat Membre

Tous vins - Rubrique: Exportations - Intra et Extra en volume (hl) - Source: DG AGRI Regl. (CE) 436/2009 - 1000 HL



Paramètres les plus utilisés dans le secteur Vin, par campagne et par Etat Membre

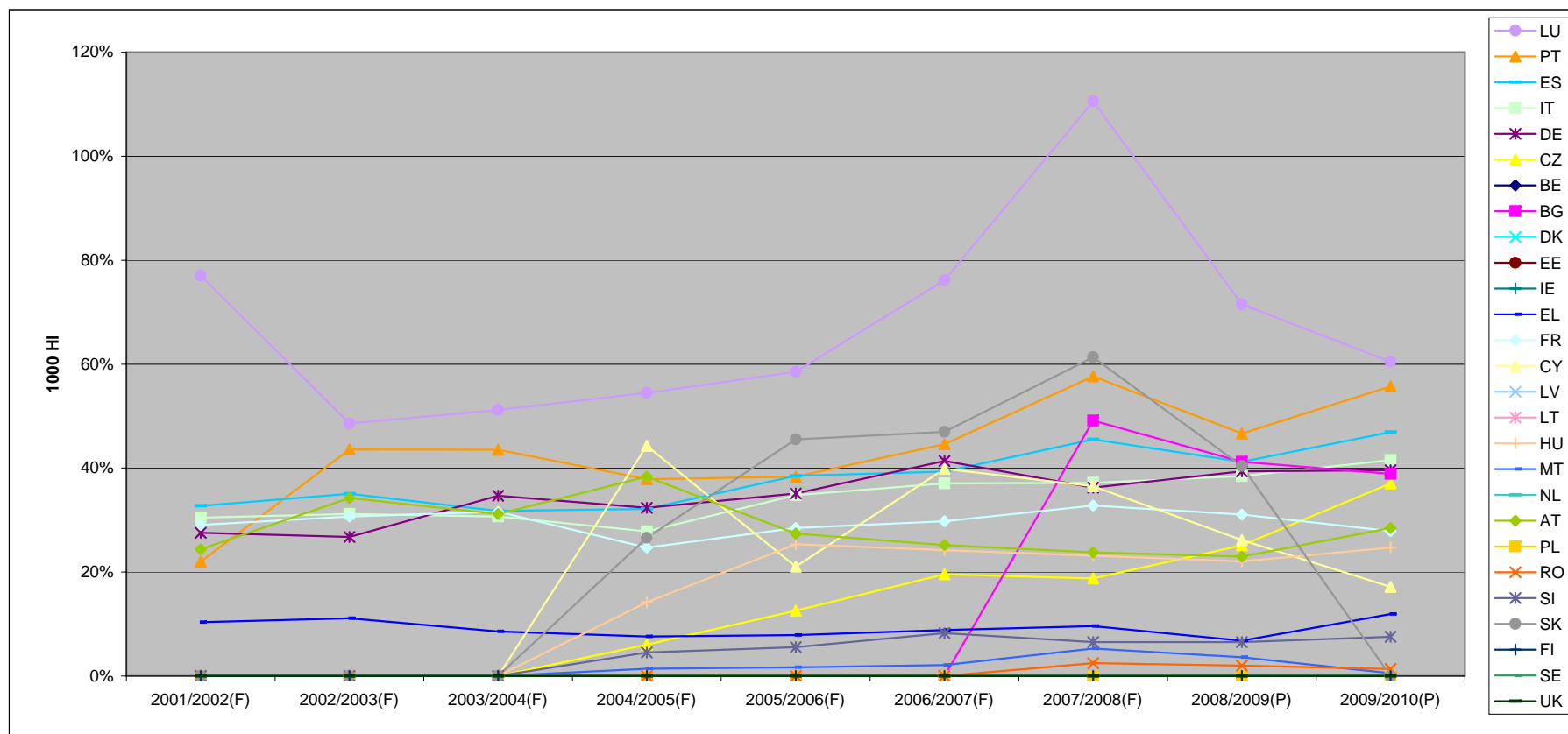
**Tous vins - Rubrique: Exportations - Intra et Extra en volume (hl)
par rapport à la production vinifiée - Source: DG AGRI Regl. (CE) 436/2009 - en %**

	2001/2002(F)	2002/2003(F)	2003/2004(F)	2004/2005(F)	2005/2006(F)	2006/2007(F)	2007/2008(F)	2008/2009(P)	2009/2010(P)	Moyenne
BE	-	-	-	-	-	-	-	-	-	-
BG	-	-	-	-	-	-	49%	41%	39%	44%
CZ	-	-	-	6%	13%	20%	19%	25%	37%	20%
DK	-	-	-	-	-	-	-	-	-	-
DE	28%	27%	35%	32%	35%	41%	36%	39%	40%	35%
EE	-	-	-	-	-	-	-	-	-	-
IE	-	-	-	-	-	-	-	-	-	-
EL	10%	11%	9%	8%	8%	9%	10%	7%	12%	9%
ES	33%	35%	32%	32%	39%	39%	46%	41%	47%	38%
FR	29%	31%	32%	25%	28%	30%	33%	31%	28%	29%
IT	30%	31%	31%	28%	35%	37%	37%	38%	42%	34%
CY	-	-	-	44%	21%	40%	36%	26%	17%	32%
LV	-	-	-	-	-	-	-	-	-	-
LT	-	-	-	-	-	-	-	-	-	-
LU	77%	49%	51%	54%	59%	76%	111%	72%	60%	67%
HU	-	-	-	14%	25%	24%	23%	22%	25%	21%
MT	-	-	-	1%	2%	2%	5%	4%	1%	2%
NL	-	-	-	-	-	-	-	-	-	-
AT	24%	34%	31%	38%	27%	25%	24%	23%	28%	28%
PL	-	-	-	-	-	-	-	-	-	-
PT	22%	44%	44%	38%	38%	45%	58%	47%	56%	42%
RO	-	-	-	-	-	-	2%	2%	1%	2%
SI	-	-	-	5%	6%	8%	7%	7%	8%	6%
SK	-	-	-	27%	46%	47%	61%	40%	-	50%
FI	-	-	-	-	-	-	-	-	-	-
SE	-	-	-	-	-	-	-	-	-	-
UK	-	-	-	-	-	-	-	-	-	-
Total	30%	33%	32%	29%	34%	36%	38%	36%	38%	34%

* (F)Définitif; (P)Provisoire; (E)Prévisionnel; (N/A)Inconnu

Paramètres les plus utilisés dans le secteur Vin, par campagne et par Etat Membre

**Tous vins - Rubrique: Exportations - Intra et Extra en volume (hl)
par rapport à la production vinifiée - Source: DG AGRI Regl. (CE) 436/2009 - en %**



Paramètres les plus utilisés dans le secteur Vin, par campagne et par Etat Membre

Tous vins - Rubrique: Exportations - extra UE en Volume (hl) - Source: DG AGRI Regl. (CE) 436/2009 - 1000 HL

	2001/2002(F)	2002/2003(F)	2003/2004(F)	2004/2005(F)	2005/2006(F)	2006/2007(F)	2007/2008(F)	2008/2009(P)	2009/2010(P)	Moyenne
BE	12,700	8,378	6,000	9,000	19,000	49,000	211,000	133,000	15,218	51,477
BG							520,000	330,000	239,721	363,240
CZ				4,000	2,000	2,000	1,000	1,000	1,232	1,872
DK	18,000	18,526	22,000	20,000	18,000	29,000	33,000	35,000	28,007	24,615
DE	646,000	663,394	720,000	605,000	701,000	944,000	935,000	882,000	984,632	786,781
EE					6,000	40,000	16,000	13,000	16,365	15,227
IE	1,900	1,400	2,000		1,000				0,129	0,714
EL	48,000	54,648	59,000	28,000	33,000	49,000	50,000	38,000	36,519	44,019
ES	2.451,000	2.646,624	2.750,000	2.743,000	3.869,000	5.338,000	4.817,000	3.928,000	4.778,993	3.702,402
FR	4.322,000	4.189,343	4.227,000	3.881,000	4.358,000	4.933,000	4.119,000	3.842,000	4.217,008	4.232,039
IT	4.489,000	4.195,411	4.453,000	3.740,000	4.384,000	4.778,000	4.789,000	5.010,000	5.643,408	4.609,091
CY				24,000	15,000	13,000	12,000	10,000	7,274	13,546
LV				5,000	161,000	170,000	131,000	163,000	268,581	149,763
LT				2,000	17,000	121,000	179,000	240,000	349,897	151,483
LU		1,764		1,000			58,000	1,000	0,809	6,953
HU				78,000	97,000	111,000	90,000	77,000	72,535	87,589
MT						1,000			0,036	0,173
NL	20,800	22,656	21,000	23,000	30,000	71,000	62,000	39,000	59,820	38,808
AT	203,200	240,698	274,000	283,000	45,000	43,000	54,000	59,000	69,802	141,300
PL				1,000	3,000	3,000	3,000	4,000	8,127	3,688
PT	518,300	710,573	818,000	955,000	994,000	1.396,000	1.297,000	1.095,000	1.076,149	984,447
RO							28,000	19,000	20,728	22,576
SI				37,000	34,000	31,000	36,000	30,000	23,020	31,837
SK				9,000	3,000	3,000			0,787	2,631
FI	2,000	2,600	6,000		2,000	1,000	2,000	2,000	2,855	2,273
SE	13,900	27,500	57,000		45,000	12,000	11,000	13,000	11,420	21,202
UK	33,000	55,727	47,000	53,000	48,000	42,000	41,000	44,000	61,410	47,237
Total	12.779,800	12.839,242	13.462,000	12.501,000	14.885,000	18.180,000	17.495,000	16.008,000	17.994,482	15.127,169

* (F)Définitif; (P)Provisoire; (E)Prévisionnel; (N/A)Inconnu

Paramètres les plus utilisés dans le secteur Vin, par campagne et par Etat Membre

Tous vins - Rubrique: Exportations intra UE en volume (hl) - Source: DG AGRI Regl. (CE) 436/2009 - 1000 HL

	2001/2002(F)	2002/2003(F)	2003/2004(F)	2004/2005(F)	2005/2006(F)	2006/2007(F)	2007/2008(F)	2008/2009(P)	2009/2010(P)	Moyenne
BE	189,000	176,209	164,000	186,000	247,000	445,000	415,000	419,000	205,020	271,803
BG							362,000	336,000	239,240	312,413
CZ				31,000	53,000	83,000	153,000	193,000	221,089	122,348
DK	276,000	309,915	356,000	423,000	388,000	385,000	368,000	418,000	324,516	360,937
DE	1.831,000	2.006,536	2.119,000	2.663,000	2.549,000	2.781,000	2.823,000	3.049,000	2.668,344	2.498,875
EE				8,000	13,000	17,000	22,000	27,000	25,822	18,804
IE	0,400	3,100	4,000	6,000	12,000	16,000	15,000	14,000	6,849	8,594
EL	312,000	288,774	267,000	297,000	282,000	295,000	270,000	226,000	330,278	285,339
ES	7.541,000	9.122,151	10.549,000	11.133,000	10.056,000	9.725,000	11.923,000	10.872,000	11.576,084	10.277,471
FR	11.193,000	11.273,505	10.428,000	10.294,000	10.477,000	10.584,000	10.846,000	9.414,000	8.533,568	10.338,119
IT	11.450,000	9.707,699	9.069,000	11.041,000	13.181,000	14.713,000	13.016,000	13.816,000	14.199,132	12.243,648
CY				99,000	35,000	46,000	42,000	24,000	17,944	43,991
LV				10,000	16,000	21,000	20,000	16,000	9,801	15,467
LT				10,623	10,000	10,000	19,000	11,000	6,090	11,119
LU	104,000	73,051	63,000	84,000	79,000	99,000	99,000	92,000	80,843	85,988
HU				670,000	690,000	650,000	655,000	684,000	717,303	677,717
MT				1,000	1,000		2,000	2,000	0,157	1,026
NL	329,800	337,171	317,000	451,000	411,000	301,000	287,000	265,000	141,166	315,571
AT	405,000	638,660	512,000	746,000	575,000	515,000	559,000	629,000	600,279	575,549
PL				9,000	6,000	18,000	10,000	9,000	17,639	11,606
PT	1.194,600	2.199,832	2.353,000	1.878,000	1.789,000	1.967,000	2.191,000	1.527,000	2.196,609	1.921,782
RO							102,000	116,000	70,257	96,086
SI				6,000	15,000	30,000	20,000	19,000	33,938	20,656
SK				100,000	135,000	151,000	219,000	175,000	123,016	150,503
FI	0,400	0,100		9,000	10,000	24,000	32,000	33,000	28,710	15,246
SE	4,000	10,800	19,000	33,000	25,000	29,000	35,000	100,000	21,613	30,824
UK	151,500	194,407	154,000	499,000	520,000	605,000	710,000	698,000	653,959	465,096
Total	34.981.700	36.341.909	36.374.000	40.687.623	41.575.000	43.510.000	45.215.000	43.184.000	43.049.265	40.546.500

* (F)Définitif; (P)Provisoire; (E)Prévisionnel; (N/A)Inconnu

Paramètres les plus utilisés dans le secteur Vin, par campagne et par Etat Membre

Tous vins - Rubrique: Utilisation domestique totale - Source: DG AGRI Regl. (CE) 436/2009 - 1000 HL

	2001/2002(F)	2002/2003(F)	2003/2004(F)	2004/2005(F)	2005/2006(F)	2006/2007(F)	2007/2008(F)	2008/2009(P)	2009/2010(P)	Moyenne
BE	2.540,300	2.251,443	2.657,000	2.573,000	2.907,000	2.724,000	2.866,000	2.858,000	2.872,036	2.694,309
BG							1.070,886	1.066,000	827,225	988,037
CZ				1.708,100	1.828,300	1.805,400	1.155,010	2.848,803	1.396,403	1.790,336
DK	1.747,000	1.700,710	1.681,000	1.473,967	1.579,033	1.552,000	1.454,000	1.539,000	1.652,038	1.597,639
DE	20.962,000	20.022,667	20.229,998	20.253,000	20.732,000	21.280,000	21.005,000	20.558,121	21.059,945	20.678,081
EE				107,294	119,351	101,000	139,000	139,419	142,225	124,715
IE	507,000	513,475	653,727	759,273	666,000	700,000	696,000	906,000	795,420	688,544
EL	3.296,840	2.928,950	3.480,910	3.652,090	4.502,000	3.944,417	3.643,457	3.179,828	3.133,917	3.529,157
ES	23.539,000	23.566,109	25.876,000	26.512,762	26.843,000	23.381,000	20.466,000	18.780,518	19.340,728	23.145,013
FR	45.159,000	41.756,958	38.856,425	40.764,492	44.150,508	45.191,254	36.147,557	39.133,235	38.689,313	41.094,305
IT	40.352,000	35.411,805	27.634,637	34.444,797	36.159,476	35.832,737	31.654,000	28.742,827	33.058,265	33.698,949
CY				112,456	262,000	165,683	161,044	127,229	164,713	165,521
LV				148,400	12,000	119,800	219,500	91,000	85,716	112,736
LT				139,789	154,245	77,258	79,671	174,850	213,154	139,828
LU	273,000	256,941	299,085	274,000	274,000	305,000	439,000	250,000	436,833	311,984
HU				3.796,800	3.759,000	3.818,500	2.739,500	2.424,000	2.349,540	3.147,890
MT				107,700	91,200	120,400	140,200	154,000	84,305	116,301
NL	2.614,510	2.987,065	3.447,365	3.655,635	3.676,000	3.662,083	3.953,000	3.788,000	3.892,654	3.519,590
AT	2.512,100	2.413,103	2.383,932	2.289,038	2.788,000	2.758,101	2.474,597	2.554,182	2.741,777	2.546,092
PL				719,000	741,000	754,000	874,000	872,000	960,856	820,143
PT	6.008,200	6.838,765	6.121,926	5.884,173	5.646,351	5.626,968	4.802,152	5.024,630	5.002,511	5.661,742
RO							5.346,406	6.580,720	6.803,197	6.243,441
SI				822,370	927,000	802,000	847,360	740,641	817,911	826,214
SK				440,610	586,800	575,000	806,169	717,808	417,318	590,618
FI	376,000	508,178	506,700	334,160	587,540	629,500	627,700	669,800	645,615	542,799
SE	1.586,100	1.552,829	1.387,000	1.489,780	1.503,000	1.981,600	1.943,000	1.829,000	1.731,055	1.667,041
UK	9.604,500	9.967,273	13.130,503	12.694,713	12.295,000	12.266,000	12.438,000	12.341,000	11.664,212	11.822,356
Total	161.077,550	152.676,271	148.346,208	165.157,399	172.789,804	170.173,701	158.188,209	158.090,611	160.978,882	160.830,959

* (F)Définitif; (P)Provisoire; (E)Prévisionnel; (N/A)Inconnu

Paramètres les plus utilisés dans le secteur Vin, par campagne et par Etat Membre

Paramètres les plus utilisés dans le secteur Vin, par campagne et par Etat Membre

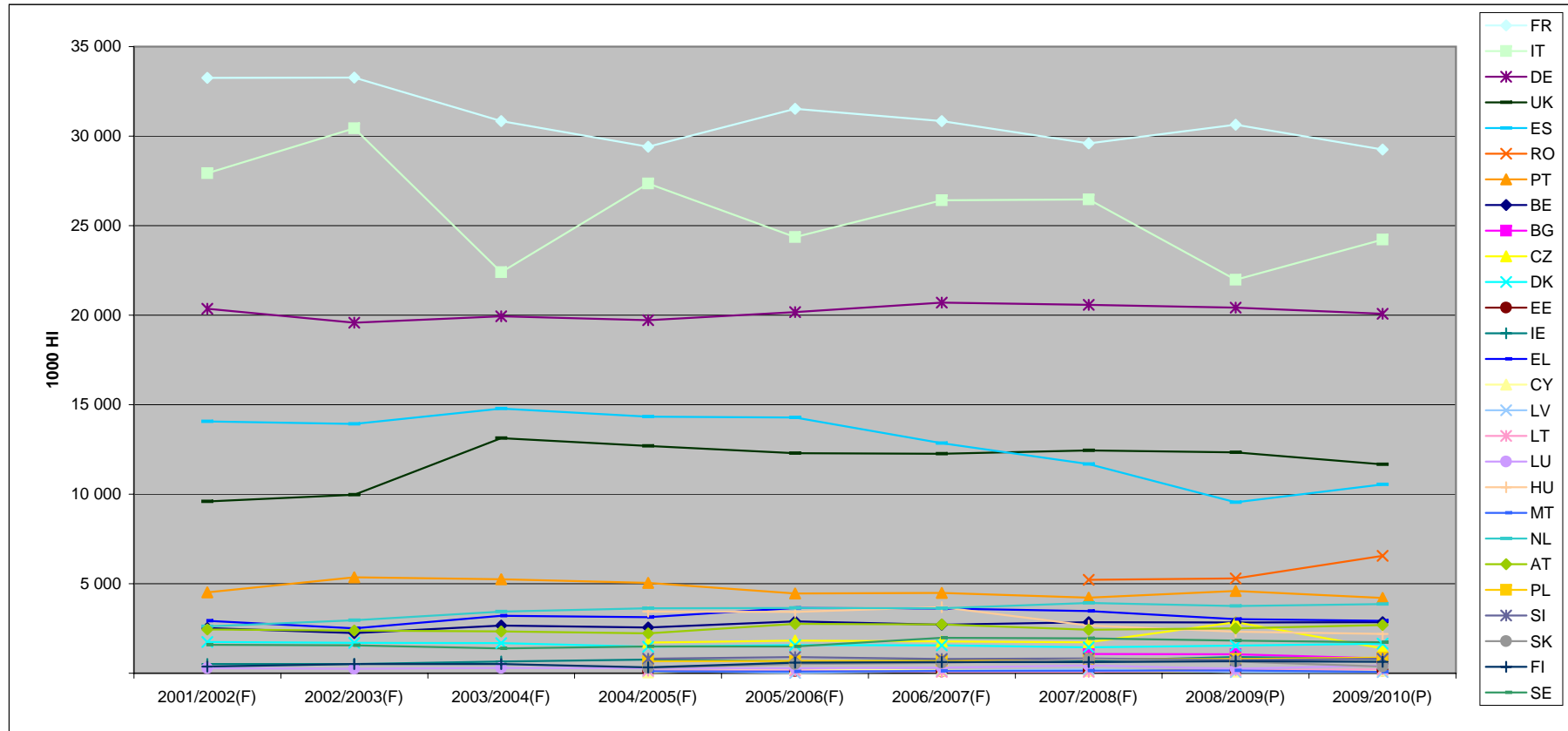
Tous vins - Rubrique: Consommation humaine - Source: DG AGRI Regl. (CE) 436/2009 - 1000 HL

	2001/2002(F)	2002/2003(F)	2003/2004(F)	2004/2005(F)	2005/2006(F)	2006/2007(F)	2007/2008(F)	2008/2009(P)	2009/2010(P)	Moyenne
BE	2.524,300	2.235,443	2.657,000	2.557,000	2.891,000	2.708,000	2.850,000	2.841,790	2.855,931	2.680,052
BG							1.070,886	1.066,000	827,225	988,037
CZ				1.708,100	1.816,300	1.778,400	1.731,010	2.845,803	1.383,403	1.877,169
DK	1.747,000	1.700,710	1.681,000	1.473,967	1.579,033	1.552,000	1.454,000	1.539,000	1.652,038	1.597,639
DE	20.362,000	19.577,667	19.940,198	19.712,000	20.177,000	20.708,000	20.569,000	20.428,121	20.079,945	20.172,659
EE				107,294	119,351	101,000	139,000	139,419	142,225	124,715
IE	507,000	513,475	653,727	759,273	666,000	700,000	696,000	906,000	795,420	688,544
EL	2.920,840	2.501,950	3.202,910	3.130,090	3.640,000	3.610,717	3.477,457	3.028,828	2.924,917	3.159,745
ES	14.059,000	13.923,109	14.787,000	14.329,762	14.290,000	12.852,000	11.678,000	9.541,518	10.552,728	12.890,346
FR	33.261,000	33.277,958	30.840,425	29.407,492	31.523,508	30.835,254	29.589,557	30.638,235	29.246,313	30.957,749
IT	27.930,000	30.432,805	22.394,237	27.354,797	24.354,476	26.416,737	26.466,000	21.974,827	24.217,935	25.726,868
CY				40,546	250,000	147,359	126,044	95,596	135,810	132,559
LV				147,600	12,000	119,800	218,500	66,100	60,816	104,136
LT				137,089	152,245	75,058	76,271	173,450	212,354	137,744
LU	273,000	256,941	299,085	274,000	274,000	305,000	439,000	250,000	436,833	311,984
HU				3.444,900	3.420,000	3.685,300	2.665,500	2.327,026	2.200,440	2.957,194
MT				106,600	91,200	120,400	140,200	152,075	83,465	115,657
NL	2.614,510	2.956,065	3.447,365	3.622,635	3.645,000	3.632,083	3.920,000	3.755,000	3.859,654	3.494,701
AT	2.452,100	2.380,803	2.329,932	2.235,038	2.757,300	2.728,901	2.437,597	2.513,882	2.688,077	2.502,626
PL				662,000	683,000	689,000	795,000	796,000	869,556	749,093
PT	4.522,200	5.356,765	5.255,005	5.045,173	4.457,351	4.484,968	4.225,152	4.597,630	4.207,511	4.683,528
RO							5.217,406	5.294,720	6.562,597	5.691,574
SI				804,370	910,000	787,000	830,360	725,841	803,111	810,114
SK				291,270	519,800	575,000	774,169	649,808	377,498	531,258
FI	376,000	508,178	506,700	334,160	587,540	629,500	627,700	669,800	645,615	542,799
SE	1.586,100	1.552,829	1.387,000	1.489,780	1.503,000	1.981,600	1.943,000	1.829,000	1.731,055	1.667,041
UK	9.598,500	9.967,273	13.130,503	12.694,713	12.295,000	12.266,000	12.438,000	12.340,650	11.663,862	11.821,611
Total	124.733,550	127.141,971	122.512,087	131.869,649	132.614,104	133.489,077	136.594,809	131.186,119	131.216,334	130.150,856

* (F)Définitif; (P)Provisoire; (E)Prévisionnel; (N/A)Inconnu

Paramètres les plus utilisés dans le secteur Vin, par campagne et par Etat Membre

Tous vins - Rubrique: Consommation humaine - Source: DG AGRI Regl. (CE) 436/2009 - 1000 HL



Paramètres les plus utilisés dans le secteur Vin, par campagne et par Etat Membre

Tous vins - Rubrique: Importations - Intra et Extra en volume (hl) par rapport à la Consommation Humaine - Source: DG AGRI Regl. (CE) 436/2009 - en %

	2001/2002(F)	2002/2003(F)	2003/2004(F)	2004/2005(F)	2005/2006(F)	2006/2007(F)	2007/2008(F)	2008/2009(P)	2009/2010(P)	Moyenne
BE	108%	120%	107%	104%	109%	120%	122%	119%	105%	113%
BG							6%	8%	7%	7%
CZ				78%	75%	83%	92%	52%	111%	78%
DK	117%	119%	124%	133%	126%	127%	141%	129%	114%	125%
DE	63%	62%	66%	71%	71%	75%	71%	73%	76%	70%
EE				121%	111%	160%	128%	128%	130%	129%
IE	101%	105%	96%	105%	102%	116%	106%	85%	99%	101%
EL	5%	14%	9%	7%	7%	5%	9%	7%	5%	7%
ES	2%	8%	2%	2%	4%	6%	7%	5%	3%	4%
FR	19%	17%	18%	20%	18%	18%	20%	19%	20%	19%
IT	7%	9%	8%	7%	8%	7%	8%	7%	7%	8%
CY				72%	12%	26%	40%	46%	35%	30%
LV				110%	1908%	252%	141%	381%	543%	254%
LT				91%	100%	305%	382%	238%	268%	215%
LU	88%	76%	71%	82%	79%	82%	101%	92%	89%	85%
HU				3%	7%	14%	17%	9%	6%	9%
MT				36%	71%	56%	63%	59%	61%	57%
NL	113%	113%	111%	114%	116%	111%	109%	109%	105%	111%
AT	27%	23%	30%	36%	30%	30%	31%	26%	25%	29%
PL				110%	109%	114%	114%	108%	113%	111%
PT	35%	29%	32%	31%	30%	21%	34%	42%	47%	33%
RO							7%	4%	2%	4%
SI				4%	6%	10%	8%	9%	9%	7%
SK				92%	66%	71%	88%	73%	123%	83%
FI	111%	100%	101%	107%	100%	106%	105%	108%	101%	104%
SE	105%	100%	112%	107%	108%	93%	102%	112%	113%	105%
UK	106%	110%	92%	104%	104%	105%	106%	106%	109%	104%
Total	36%	36%	39%	40%	40%	41%	42%	43%	43%	40%

* (F)Définitif; (P)Provisoire; (E)Prévisionnel; (N/A)Inconnu

Paramètres les plus utilisés dans le secteur Vin, par campagne et par Etat Membre

**Tous vins - Rubrique: Importations - Extra en volume (hl)
par rapport à la Consommation Humaine - Source: DG AGRI Regl. (CE) 436/2009 - en %**

	2001/2002(F)	2002/2003(F)	2003/2004(F)	2004/2005(F)	2005/2006(F)	2006/2007(F)	2007/2008(F)	2008/2009(P)	2009/2010(P)	Moyenne
BE	7%	9%	9%	11%	10%	12%	12%	13%	11%	11%
BG							2%	1%	1%	1%
CZ				5%	5%	5%	7%	4%	6%	5%
DK	26%	35%	41%	52%	48%	50%	61%	53%	47%	45%
DE	9%	10%	11%	10%	10%	11%	11%	12%	12%	11%
EE				37%	34%	25%	24%	23%	26%	28%
IE	49%	52%	43%	45%	31%	47%	32%	29%	37%	39%
EL	0%	0%	1%		0%	0%	0%	0%	0%	0%
ES	0%	0%	0%	0%	0%	0%	0%	1%	0%	0%
FR	2%	2%	2%	2%	2%	2%	2%	2%	2%	2%
IT	1%	0%	0%	1%	2%	3%	2%	3%	3%	2%
CY				7%	1%	1%	2%	3%	3%	2%
LV					233%	21%	12%	30%	28%	19%
LT				21%	18%	16%	20%	11%	11%	15%
LU	3%	0%	0%		0%	0%	0%	0%	0%	1%
HU				0%	0%	0%	0%	0%	0%	0%
MT					26%	16%	3%	3%	8%	8%
NL	33%	32%	32%	33%	33%	26%	25%	23%	24%	29%
AT	1%	1%	1%	1%	1%	1%	1%	1%	1%	1%
PL				45%	41%	14%	17%	17%	17%	24%
PT		0%		0%	0%	0%	0%	0%	0%	0%
RO							1%	1%	0%	1%
SI					1%	2%	2%	1%	1%	1%
SK				0%	1%	0%	0%	0%	1%	1%
FI	34%	33%	40%		37%	41%	45%	48%	47%	38%
SE	17%	20%	31%	29%	32%	25%	28%	35%	41%	29%
UK	44%	45%	39%	42%	40%	40%	42%	47%	49%	43%
Total	7%	7%	9%	9%	9%	9%	9%	10%	10%	9%

* (F)Définitif; (P)Provisoire; (E)Prévisionnel; (N/A)Inconnu

Paramètres les plus utilisés dans le secteur Vin, par campagne et par Etat Membre

Tous vins - Rubrique: Usages industriels - Source: DG AGRI Regl. (CE) 436/2009 - 1000 HL

	2001/2002(F)	2002/2003(F)	2003/2004(F)	2004/2005(F)	2005/2006(F)	2006/2007(F)	2007/2008(F)	2008/2009(P)	2009/2010(P)	Moyenne
BE	6,000	6,000		6,000	6,000	6,000	6,000	6,210	6,105	5,368
BG										
CZ					4,000	2,000	1,000	2,000	2,000	1,833
DK										
DE	600,000	445,000	289,800	541,000	555,000	572,000	436,000	130,000	980,000	505,422
EE										
IE										
EL	266,000	317,000	168,000	412,000	752,000	223,700	155,000	61,000	99,000	272,633
ES	8.458,000	8.543,000	9.866,000	11.096,000	11.508,000	9.415,000	7.705,000	8.294,000	7.495,000	9.153,333
FR	11.470,000	8.039,000	7.586,000	10.941,000	12.278,000	13.938,000	6.186,000	8.122,000	9.049,000	9.734,333
IT	10.232,000	3.439,000	3.700,400	5.550,000	10.265,000	7.876,000	3.999,000	5.678,000	6.400,330	6.348,859
CY				51,107	8,000	13,610	30,000	26,073	23,343	25,356
LV										
LT										
LU										
HU				229,200	240,000	65,200	26,000	53,974	106,600	120,162
MT								1,925	0,840	0,461
NL										
AT	23,000	5,000			6,500	5,600	9,000	9,000	28,300	9,600
PL										
PT	1.466,000	1.462,000	846,921	820,000	1.170,000	1.123,000	559,000	411,000	779,000	959,658
RO							96,000	445,000	212,500	251,167
SI										
SK										
FI										
SE										
UK								0,350	0,350	0,078
Total	32.521,000	22.256,000	22.457,121	29.646,307	36.792,500	33.240,110	19.208,000	23.240,532	25.182,368	27.171,549

* (F)Définitif; (P)Provisoire; (E)Prévisionnel; (N/A)Inconnu

Paramètres les plus utilisés dans le secteur Vin, par campagne et par Etat Membre

Tous vins - Rubrique: Usages industriels - distillations - alcool - Source: DG AGRI Regl. (CE) 436/2009 - 1000 HL

	2001/2002(F)	2002/2003(F)	2003/2004(F)	2004/2005(F)	2005/2006(F)	2006/2007(F)	2007/2008(F)	2008/2009(P)	2009/2010(P)	Moyenne
BE								0,210	0,105	0,035
BG										
CZ					3,000	1,000				0,667
DK										
DE	480,000	315,000	289,800	411,000	425,000	442,000	423,000		980,000	418,422
EE										
IE										
EL	216,000	267,000	118,000	340,000	680,000	162,700	94,000			208,633
ES	7.873,000	7.952,000	9.268,000	10.397,000	10.744,000	8.660,000	6.985,000	7.574,000	6.680,000	8.459,222
FR	11.265,000	7.821,000	7.371,000	10.724,000	12.116,000	13.787,000	6.128,000	7.957,000	8.903,000	9.563,556
IT	9.782,000	2.989,000	3.250,400	5.100,000	9.815,000	7.426,000	2.064,000	3.765,000	5.800,330	5.554,637
CY				50,107	3,000	5,210	18,000	14,073	11,343	16,956
LV										
LT										
LU										
HU				226,000	238,000	65,200	26,000	53,974	106,600	119,296
MT								1,925	0,840	0,461
NL										
AT	23,000								13,000	4,000
PL										
PT	1.406,000	1.387,000	776,921	757,000	1.071,000	1.042,000	486,000	386,000	756,000	896,436
RO							9,000	210,000	13,000	77,333
SI										
SK										
FI										
SE										
UK								0,350	0,350	0,078
Total	31.045,000	20.731,000	21.074,121	28.005,107	35.095,000	31.591,110	16.233,000	19.962,532	23.264,568	25.222,382

* (F)Définitif; (P)Provisoire; (E)Prévisionnel; (N/A)Inconnu

Paramètres les plus utilisés dans le secteur Vin, par campagne et par Etat Membre

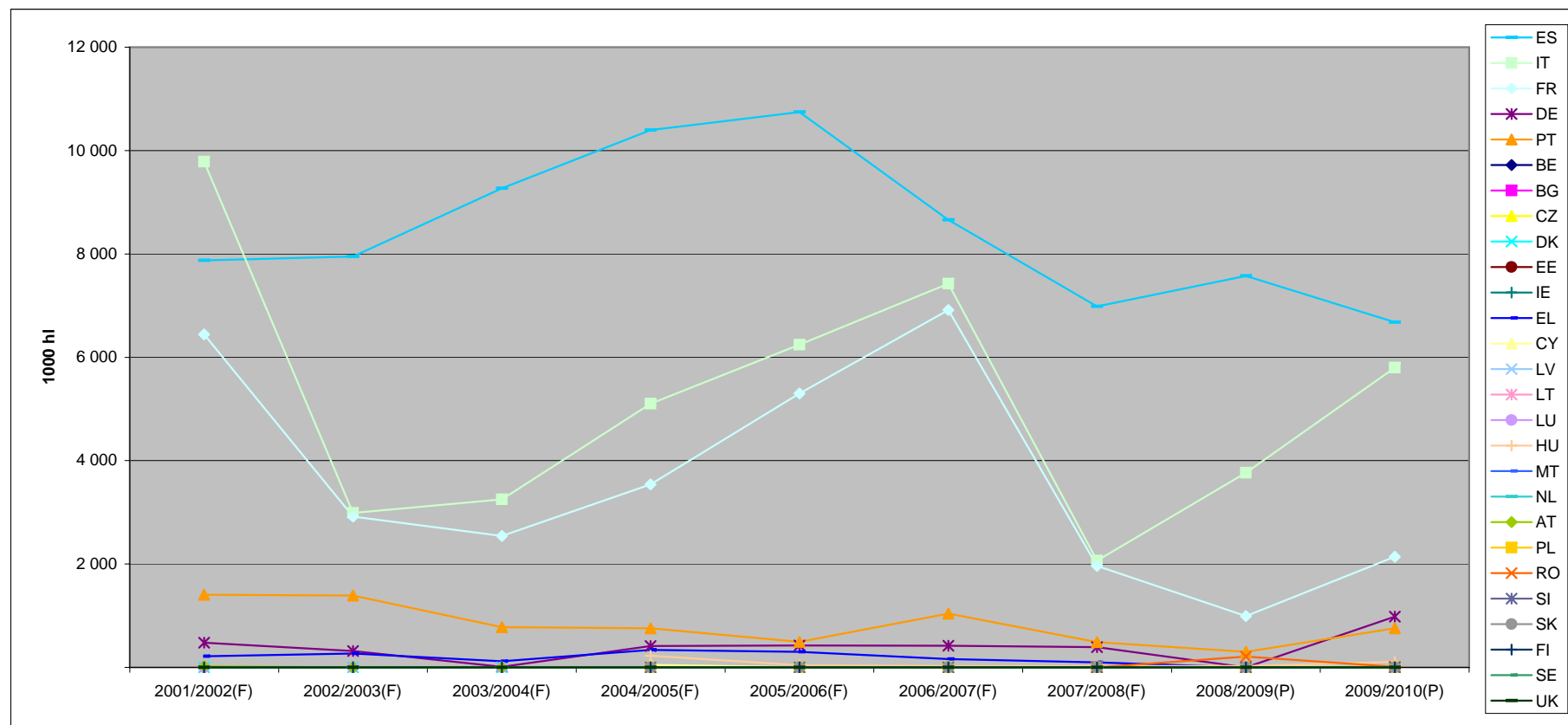
Tous vins - Rubrique: Utilisation industrielle - distillations - alcool - réglementation UE -
Source: DG AGRI Regl. (CE) 436/2009 - 1000 HL

	2001/2002(F)	2002/2003(F)	2003/2004(F)	2004/2005(F)	2005/2006(F)	2006/2007(F)	2007/2008(F)	2008/2009(P)	2009/2010(P)	Moyenne
BE								0,210	0,105	0,035
BG										
CZ										
DK										
DE	480,000	315,000	9,800	411,000	425,000	420,000	391,000		980,000	381,311
EE										
IE										
EL	216,000	267,000	118,000	340,000	303,000	162,700	94,000			166,744
ES	7.873,000	7.952,000	9.268,000	10.397,000	10.744,000	8.660,000	6.985,000	7.574,000	6.680,000	8.459,222
FR	6.445,000	2.916,000	2.541,000	3.538,000	5.298,000	6.912,000	1.963,000	995,000	2.138,000	3.638,444
IT	9.782,000	2.989,000	3.250,400	5.100,000	6.244,000	7.426,000	2.064,000	3.765,000	5.800,330	5.157,859
CY				50,107	3,000		18,000	14,073	11,343	16,087
LV										
LT										
LU										
HU				226,000	42,000	29,000	26,000	26,974	106,600	76,096
MT								1,925	0,840	0,461
NL										
AT	23,000								13,000	4,000
PL										
PT	1.406,000	1.387,000	776,921	757,000	496,000	1.042,000	486,000	300,000	756,000	822,991
RO								210,000	13,000	74,333
SI										
SK										
FI										
SE										
UK								0,350	0,350	0,078
Total	26.225,000	15.826,000	15.964,121	20.819,107	23.555,000	24.651,700	12.027,000	12.887,532	16.499,568	18.717,225

* (F)Définitif; (P)Provisoire; (E)Prévisionnel; (N/A)Inconnu

Paramètres les plus utilisés dans le secteur Vin, par campagne et par Etat Membre

Tous vins - Rubrique: Utilisation industrielle - distillations - alcool - réglementation UE -
Source: DG AGRI Regl. (CE) 436/2009 - 1000 HL



Paramètres les plus utilisés dans le secteur Vin, par campagne et par Etat Membre

Tous vins - Rubrique: Usages industriels - distillations - alcool - eaux de vie d'appellation -
Source: DG AGRI Regl. (CE) 436/2009 Regl. (CE) 436/2009 - 1000 HL

	2001/2002(F)	2002/2003(F)	2003/2004(F)	2004/2005(F)	2005/2006(F)	2006/2007(F)	2007/2008(F)	2008/2009(P)	2009/2010(P)	Moyenne
BE										
BG										
CZ					3,000					0,500
DK										
DE										
EE										
IE										
EL										
ES										
FR	4.280,000	4.245,000	4.389,000	5.757,000	5.774,000	6.263,000	3.818,000	6.806,000	6.169,000	5.277,889
IT					3.571,000					396,778
CY										
LV										
LT										
LU										
HU					149,000					24,833
MT										
NL										
AT										
PL										
PT					455,000					50,556
RO										
SI										
SK										
FI										
SE										
UK										
Total	4.280,000	4.245,000	4.389,000	5.757,000	9.952,000	6.263,000	3.818,000	6.806,000	6.169,000	5.742,111

* (F)Définitif; (P)Provisoire; (E)Prévisionnel; (N/A)Inconnu

Paramètres les plus utilisés dans le secteur Vin, par campagne et par Etat Membre

**Tous vins - Rubrique: Utilisation industrielle - distillations - alcool - réglementation EM -
Source: DG AGRI Regl. (CE) 436/2009 Regl. (CE) 436/2009 - 1000 HL**

	2001/2002(F)	2002/2003(F)	2003/2004(F)	2004/2005(F)	2005/2006(F)	2006/2007(F)	2007/2008(F)	2008/2009(P)	2009/2010(P)	Moyenne
BE										
BG										
CZ						1,000				0,167
DK										
DE			280,000			22,000	32,000			37,111
EE										
IE										
EL					377,000					41,889
ES										
FR	540,000	660,000	441,000	1.429,000	1.044,000	612,000	347,000	156,000	596,000	647,222
IT										
CY						5,210				0,868
LV										
LT										
LU										
HU					47,000	36,200		27,000		18,367
MT										
NL										
AT										
PL										
PT					120,000			86,000		22,889
RO							9,000			3,000
SI										
SK										
FI										
SE										
UK										
Total	540,000	660,000	721,000	1.429,000	1.588,000	676,410	388,000	269,000	596,000	763,046

* (F)Définitif; (P)Provisoire; (E)Prévisionnel; (N/A)Inconnu

Paramètres les plus utilisés dans le secteur Vin, par campagne et par Etat Membre

**Tous vins - Rubrique: Usages industriels - production de vinaigre -
Source: DG AGRI Regl. (CE) 436/2009 Regl. (CE) 436/2009 - 1000 HL**

	2001/2002(F)	2002/2003(F)	2003/2004(F)	2004/2005(F)	2005/2006(F)	2006/2007(F)	2007/2008(F)	2008/2009(P)	2009/2010(P)	Moyenne
BE	6,000	6,000		6,000	6,000	6,000	6,000	6,000	6,000	5,333
BG										
CZ					1,000	1,000	1,000	2,000	2,000	1,167
DK										
DE	120,000	130,000		130,000	130,000	130,000	13,000	130,000		87,000
EE										
IE										
EL	50,000	50,000	50,000	72,000	72,000	61,000	61,000	61,000	99,000	64,000
ES	585,000	591,000	598,000	699,000	764,000	755,000	720,000	720,000	815,000	694,111
FR	205,000	218,000	215,000	217,000	162,000	151,000	58,000	165,000	146,000	170,778
IT	450,000	450,000	450,000	450,000	450,000	450,000	1.935,000	1.913,000	600,000	794,222
CY				1,000	5,000	8,400	12,000	12,000	12,000	8,400
LV										
LT										
LU										
HU				3,200	2,000					0,867
MT										
NL										
AT		5,000			6,500	5,600	9,000	9,000	15,300	5,600
PL										
PT	60,000	75,000	70,000	63,000	99,000	81,000	73,000	25,000	23,000	63,222
RO							87,000	235,000	199,500	173,833
SI										
SK										
FI										
SE										
UK										
Total	1.476,000	1.525,000	1.383,000	1.641,200	1.697,500	1.649,000	2.975,000	3.278,000	1.917,800	1.949,167

* (F)Définitif; (P)Provisoire; (E)Prévisionnel; (N/A)Inconnu

Paramètres les plus utilisés dans le secteur Vin, par campagne et par Etat Membre

Tous vins - Rubrique: Transformations - Source: DG AGRI Regl. (CE) 436/2009 - 1000 HL

	2001/2002(F)	2002/2003(F)	2003/2004(F)	2004/2005(F)	2005/2006(F)	2006/2007(F)	2007/2008(F)	2008/2009(P)	2009/2010(P)	Moyenne
BE										
BG										
CZ					8,000	25,000	23,000		2,000	9,667
DK										
DE										
EE										
IE										
EL	50,000	50,000	50,000	50,000	50,000	50,000	5,000	50,000	50,000	45,000
ES	626,000	676,000	695,000	553,000	580,000	624,000	630,000	411,000	813,000	623,111
FR	228,000	250,000	221,000	207,000	169,000	166,000	166,000	193,000	178,000	197,556
IT	1.950,000	1.300,000	1.300,000	1.300,000	1.300,000	1.300,000	950,000	850,000	2.000,000	1.361,111
CY				20,000	4,000	4,154	5,000	5,000	5,000	7,192
LV										
LT										
LU										
HU				57,000	46,000	26,000	11,000	5,000	3,500	24,750
MT										
NL										
AT		1,300			1,500	1,000	1,000	1,000	1,800	0,844
PL				38,000	35,000	41,000	51,000	51,000	40,500	42,750
PT										
RO							26,000	491,000	24,900	180,633
SI										
SK				99,870	49,000					24,812
FI										
SE										
UK										
Total	2.854,000	2.277,300	2.266,000	2.324,870	2.242,500	2.237,154	1.868,000	2.057,000	3.118,700	2.360,614

* (F)Définitif; (P)Provisoire; (E)Prévisionnel; (N/A)Inconnu

Paramètres les plus utilisés dans le secteur Vin, par campagne et par Etat Membre

Tous vins - Rubrique: Pertes - Source: DG AGRI Regl. (CE) 436/2009 - 1000 HL

	2001/2002(F)	2002/2003(F)	2003/2004(F)	2004/2005(F)	2005/2006(F)	2006/2007(F)	2007/2008(F)	2008/2009(P)	2009/2010(P)	Moyenne
BE	10,000	10,000		10,000	10,000	10,000	10,000	10,000	10,000	8,889
BG										
CZ									9,000	1,800
DK										
DE										
EE										
IE										
EL	60,000	60,000	60,000	60,000	60,000	60,000	6,000	40,000	60,000	51,778
ES	396,000	424,000	528,000	534,000	465,000	490,000	453,000	534,000	480,000	478,222
FR	200,000	190,000	209,000	209,000	180,000	252,000	206,000	180,000	216,000	204,667
IT	240,000	240,000	240,000	240,000	240,000	240,000	240,000	240,000	440,000	262,222
CY				1,000		0,560		0,560	0,560	0,447
LV				0,800			1,000	24,900	24,900	8,600
LT				2,700	2,000	2,200	3,400	1,400	0,800	2,083
LU										
HU				65,700	53,000	42,000	37,000	38,000	39,000	45,783
MT				1,100						0,183
NL		31,000		33,000	31,000	30,000	33,000	33,000	33,000	24,889
AT	39,000	26,000	54,000	54,000	22,700	22,600	27,000	30,300	23,600	33,244
PL				19,000	23,000	24,000	28,000	25,000	50,800	28,300
PT	20,000	20,000	20,000	19,000	19,000	19,000	18,000	16,000	16,000	18,556
RO							7,000	350,000	3,200	120,067
SI				18,000	17,000	15,000	17,000	14,800	14,800	16,100
SK				49,470	18,000		32,000	68,000	39,820	34,548
FI										
SE										
UK	6,000									0,667
Total	971,000	1.001,000	1.111,000	1.316,770	1.140,700	1.207,360	518,400	1.605,960	1.461,480	1.148,186

* (F)Définitif; (P)Provisoire; (E)Prévisionnel; (N/A)Inconnu

Paramètres les plus utilisés dans le secteur Vin, par campagne et par Etat Membre

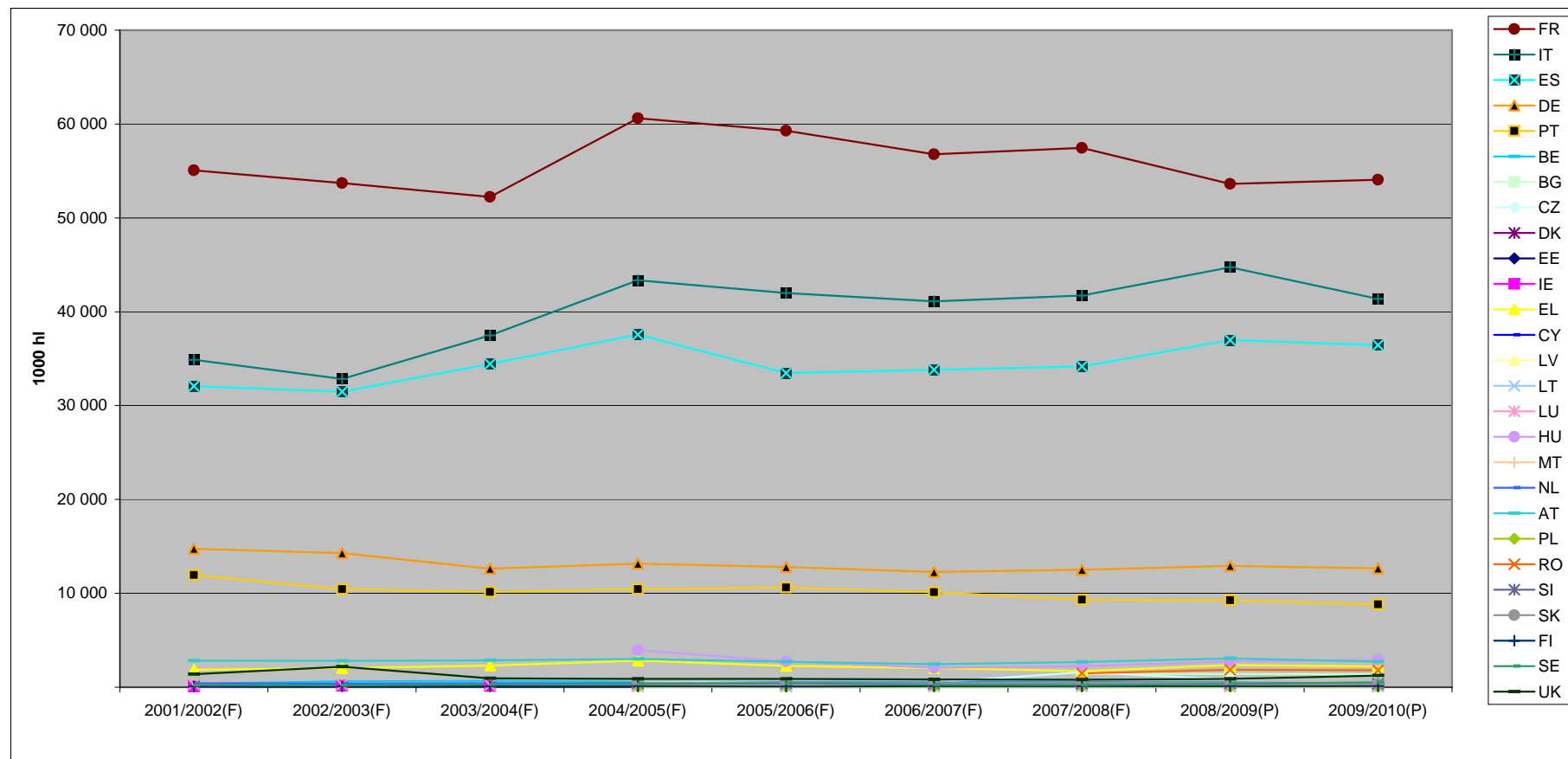
Tous vins - Rubrique: Stocks finaux - Source: DG AGRI Regl. (CE) 436/2009 - 1000 HL

	2001/2002(F)	2002/2003(F)	2003/2004(F)	2004/2005(F)	2005/2006(F)	2006/2007(F)	2007/2008(F)	2008/2009(P)	2009/2010(P)	Moyenne
BE	382,000	633,000	664,000	563,000	533,000	548,000	532,000	500,000	417,000	530,222
BG							1.418,114	1.406,000	1.386,729	1.403,614
CZ				553,300	477,000	491,000	1.602,990	821,387	1.342,426	881,350
DK	201,000	208,000	227,000	268,033	268,000	268,000	470,000	470,000	351,100	303,459
DE	14.770,000	14.285,000	12.640,000	13.163,000	12.802,000	12.264,000	12.523,000	12.927,781	12.669,525	13.116,034
EE				34,351	29,000	34,000	35,000	33,581	33,931	33,311
IE	55,000	146,000	115,273	150,000	150,000	248,000	277,000	126,000	100,000	151,919
EL	1.854,140	2.037,000	2.309,090	2.822,000	2.259,000	2.049,000	1.720,543	2.351,763	2.218,704	2.180,138
ES	32.091,000	31.502,000	34.443,000	37.565,000	33.470,000	33.817,000	34.168,000	36.962,482	36.446,000	34.496,054
FR	55.071,990	53.708,425	52.220,000	60.608,508	59.287,000	56.792,000	57.459,000	53.625,765	54.060,916	55.870,400
IT	34.876,000	32.840,910	37.481,273	43.350,476	41.990,000	41.120,000	41.719,000	44.746,000	41.359,710	39.942,597
CY				250,000	207,000	169,000	152,956	165,727	169,787	185,745
LV				15,000	55,000	46,500	52,000	34,000		33,750
LT				79,245	50,000	70,500	83,829	70,979	69,700	70,709
LU	309,000	268,000	242,000	265,000	263,000	240,000	229,000	245,000	249,000	256,667
HU				3.961,000	2.750,000	2.055,500	2.257,000	2.731,000	2.916,766	2.778,544
MT				38,200	71,000	62,200	47,000	35,000	38,100	48,583
NL	400,860	377,000	415,141	405,000	506,000	512,000	475,000	476,000	452,855	446,651
AT	2.827,700	2.812,035	2.852,718	3.022,000	2.713,000	2.435,000	2.672,403	3.076,881	2.701,202	2.790,327
PL				53,000	45,000	57,000	78,000	54,000	51,391	56,399
PT	11.954,580	10.454,000	10.139,524	10.446,351	10.616,000	10.121,000	9.325,848	9.252,218	8.825,373	10.126,099
RO							1.474,594	1.870,478	1.809,117	1.718,063
SI				449,000	411,000	363,000	385,640	409,999	358,512	396,192
SK				490,800	410,000	416,000	431,831	447,000	368,823	427,409
FI	95,600	91,400	91,700	105,540	96,000	112,000	107,300	124,500	122,277	105,146
SE	241,000	205,000	296,000	367,220	423,000	253,000	240,000	342,000	529,000	321,802
UK	1.391,000	2.191,000	956,000	879,358	879,000	827,000	785,000	887,000	1.254,000	1.116,595
Total	156.520,870	151.758,770	155.092,719	179.904,382	170.760,000	165.370,700	170.722,048	174.192,540	170.301,944	166.069,330

* (F)Définitif; (P)Provisoire; (E)Prévisionnel; (N/A)Inconnu

Paramètres les plus utilisés dans le secteur Vin, par campagne et par Etat Membre

Tous vins - Rubrique: Stocks finaux - Source: DG AGRI Reql. (CE) 436/2009 - 1000 HL



Paramètres les plus utilisés dans le secteur Vin, par campagne et par Etat Membre

Tous vins - Rubrique: Stocks finaux - aux producteurs - Source: DG AGRI Regl. (CE) 436/2009 - 1000 HL

	2001/2002(F)	2002/2003(F)	2003/2004(F)	2004/2005(F)	2005/2006(F)	2006/2007(F)	2007/2008(F)	2008/2009(P)	2009/2010(P)	Moyenne
BE	37,000	1,000	1,000	57,000	57,000	57,000	61,000	60,000	48,000	42,111
BG							1.418,114	1.406,000	1.255,375	1.359,830
CZ				375,000	233,000	256,000	968,952	592,887	1.278,908	617,458
DK			0,252	0,033						0,032
DE	8.179,000	8.092,000	6.758,000	7.043,000	6.783,000	6.145,000	6.550,000	6.980,657	6.655,917	7.020,730
EE										
IE										
EL	1.613,980	1.733,000	1.955,374	2.515,000	2.030,000	1.822,000	1.564,290	2.086,779	2.012,391	1.925,868
ES	26.599,000	26.250,000	28.415,000	32.550,000	28.306,000	29.061,000	29.898,000	33.205,760	32.487,000	29.641,307
FR	34.739,130	33.545,000	32.360,000	39.802,955	39.296,000	37.136,000	35.724,000	33.392,033	33.575,740	35.507,873
IT	24.573,000	22.588,809	23.639,763	30.212,135	28.511,000	27.173,000	26.745,000	29.141,000	26.720,054	26.589,307
CY				250,000	207,000	169,000	152,956	154,260	151,927	180,857
LV				5,000	7,000	7,000	41,000	10,000		11,667
LT										
LU	145,000	171,000	150,000	169,000	192,000	164,000	229,000	245,000	249,000	190,444
HU				3.961,000	1.018,000	822,000	677,000	545,000	581,842	1.267,474
MT				35,200	60,000	52,000	37,000	28,000	32,000	40,700
NL										
AT	1.591,900	2.168,625	2.134,492	2.164,000	1.933,000	1.706,000	1.934,011	2.203,547	1.896,757	1.970,259
PL				26,000	22,000	11,000			0,491	9,915
PT	5.672,850	5.222,000	5.124,165	5.923,707	5.785,000	5.745,000	5.361,845	4.948,927	5.112,316	5.432,868
RO							1.448,325	1.862,597	1.795,872	1.702,265
SI				449,000	408,000	360,000	382,640	406,999	356,659	393,883
SK				328,610	329,000	383,000	362,228	447,000	333,615	363,909
FI										
SE		3,000				4,000				0,778
UK	16,000	2.173,000	13,000			38,000	38,000			253,111
Total	103.166,860	101.947,434	100.551,046	125.866,640	115.177,000	111.111,000	113.593,361	117.716,446	114.543,864	111.519,294

* (F)Définitif; (P)Provisoire; (E)Prévisionnel; (N/A)Inconnu

Paramètres les plus utilisés dans le secteur Vin, par campagne et par Etat Membre

Tous vins - Rubrique: Stocks finaux - au commerce - Source: DG AGRI Regl. (CE) 436/2009 - 1000 HL

	2001/2002(F)	2002/2003(F)	2003/2004(F)	2004/2005(F)	2005/2006(F)	2006/2007(F)	2007/2008(F)	2008/2009(P)	2009/2010(P)	Moyenne
BE	345,000	632,000	663,000	506,000	476,000	491,000	471,000	440,000	369,000	488,111
BG									131,354	43,785
CZ				178,300	244,000	235,000	634,038	228,500	63,518	263,893
DK	201,000	208,000	226,748	268,000	268,000	268,000	470,000	470,000	351,100	303,428
DE	6.591,000	6.193,000	5.882,000	6.120,000	6.019,000	6.119,000	5.973,000	5.947,124	6.013,608	6.095,304
EE				34,351	29,000	34,000	35,000	33,581	33,931	33,311
IE	55,000	146,000	115,273	150,000	150,000	248,000	277,000	126,000	100,000	151,919
EL	240,160	304,000	353,716	307,000	229,000	227,000	156,253	264,984	206,312	254,269
ES	5.492,000	5.252,000	6.028,000	5.015,000	5.164,000	4.756,000	4.270,000	3.756,722	3.959,000	4.854,747
FR	20.332,860	20.163,425	19.860,000	20.805,553	19.991,000	19.656,000	21.735,000	20.233,732	20.485,176	20.362,527
IT	10.303,000	10.252,101	13.841,510	13.138,341	13.479,000	13.947,000	14.974,000	15.605,000	14.639,656	13.353,290
CY								11,467	17,861	4,888
LV				10,000	48,000	39,500	11,000	24,000		22,083
LT				79,245	50,000	70,500	83,829	70,979	69,700	70,709
LU	164,000	97,000	92,000	96,000	71,000	76,000				66,222
HU					1.732,000	1.233,500	1.580,000	2.186,000	2.334,924	1.511,071
MT				3,000	11,000	10,200	10,000	7,000	6,100	7,883
NL	400,860	377,000	415,141	405,000	506,000	512,000	475,000	476,000	452,855	446,651
AT	1.235,800	643,410	718,226	858,000	780,000	729,000	738,392	873,334	804,445	820,067
PL				27,000	23,000	46,000	78,000	54,000	50,900	46,483
PT	6.281,730	5.232,000	5.015,359	4.522,644	4.831,000	4.376,000	3.964,003	4.303,291	3.713,057	4.693,232
RO							26,269	7,881	13,245	15,798
SI					3,000	3,000	3,000	3,000	1,853	2,309
SK				162,190	81,000	33,000	69,603		35,208	63,500
FI	95,600	91,400	91,700	105,540	96,000	112,000	107,300	124,500	122,277	105,146
SE	241,000	202,000	296,000	367,220	423,000	249,000	240,000	342,000	529,000	321,024
UK	1.375,000	18,000	943,000	879,358	879,000	789,000	747,000	887,000	1.254,000	863,484
Total	53.354,010	49.811,336	54.541,673	54.037,742	55.583,000	54.259,700	57.128,687	56.476,094	55.758,080	54.550,036

* (F)Définitif; (P)Provisoire; (E)Prévisionnel; (N/A)Inconnu

Paramètres les plus utilisés dans le secteur Vin, par campagne et par Etat Membre

Tous vins - Rubrique: Variation annuel des stocks - Source: DG AGRI Regl. (CE) 436/2009 - 1000 HL

	2001/2002(F)	2002/2003(F)	2003/2004(F)	2004/2005(F)	2005/2006(F)	2006/2007(F)	2007/2008(F)	2008/2009(P)	2009/2010(P)	Moyenne
BE	-24,000	251,000	31,000	-101,000	-30,000	46,000	-16,000	-32,000	-83,000	4,667
BG							-90,886	-33,000	-19,467	-47,784
CZ				164,900	-76,300	13,600	1.111,990	-781,603	521,726	159,052
DK			19,000	40,033	-0,033		202,000		-118,900	15,789
DE	-1.730,000	-485,000	-1.645,000	523,000	-361,000	-538,000	259,000	404,781	-257,075	-425,477
EE				14,706	-5,351	4,000	1,000	-1,419	0,231	2,195
IE		22,000	-30,727	34,727		98,000	29,000	-151,000	-18,000	-1,778
EL	-53,000	183,000	272,090	512,910	-563,000	-209,417	-328,457	631,220	-285,397	17,772
ES	-2.693,000	-589,000	2.941,000	3.122,000	-4.095,000	603,000	351,000	2.794,482	-515,500	213,220
FR	-909,000	-1.363,575	-1.488,425	8.388,508	-1.321,508	-2.967,254	397,443	-3.833,235	161,316	-326,192
IT	-2.133,000	-2.036,090	4.640,363	5.869,203	-1.360,476	-869,737	600,000	3.026,555	-3.386,290	483,392
CY				71,184	-43,000	-37,683	-16,044	12,771	4,187	-1,431
LV				-1,400	40,000	-8,800	5,500	-18,000	-34,000	-2,783
LT				-27,212	-29,245	20,742	13,329	-12,850	-0,900	-6,023
LU	-3,000	18,000	-26,000	23,000	-2,000	-23,000	-11,000	16,000	4,300	-0,411
HU				829,000	-1.211,000	-920,500	201,500	474,000	185,766	-73,539
MT				-0,700	32,800	-6,400	-15,200	-12,000	3,100	0,267
NL	-16,120	-20,000	38,635	-10,635	101,000	5,917	-37,000	1,000	-23,145	4,406
AT	20,510	-175,565	40,683	169,062	-309,000	-278,101	237,403	404,478	-376,916	-29,716
PL					-8,000	12,000	21,000	-24,000	-3,609	-0,435
PT	1.640,600	-1.530,000	-314,476	306,827	169,649	-493,968	-795,152	-73,630	-424,527	-168,298
RO							179,594	296,281	-60,903	138,324
SI				108,630	-38,000	-48,000	22,640	24,359	-51,488	3,024
SK				129,020	-80,800	7,000	15,831	15,169	-77,637	1,431
FI	82,600	-4,200	0,300	13,840	-9,540	15,500	-4,700	17,200	-22,123	9,875
SE	65,000	-36,000	91,000	71,220	57,000	-170,600	-13,000	102,000	187,000	39,291
UK	427,000	800,000	-1.235,000	-76,642		-52,000	-42,000	60,000	367,000	27,595
Total	-5.325,410	-4.965,430	3.334,443	20.174,181	-9.142,804	-5.797,701	2.278,791	3.307,558	-4.324,250	-51,180

* (F)Définitif; (P)Provisoire; (E)Prévisionnel; (N/A)Inconnu

Paramètres les plus utilisés dans le secteur Vin, par campagne et par Etat Membre

Vins de qualité PRD - Rubrique: Stocks initiaux - Source: DG AGRI Regl. (CE) 436/2009 - 1000 HL

	2000/2001(F)	2001/2002(F)	2002/2003(F)	2003/2004(F)	2004/2005(F)	2005/2006(F)	2006/2007(F)	2007/2008(F)	2008/2009(P)	Moyenne
BE	303,000	267,000	257,000	460,000	483,000	391,000	359,000	378,000	367,000	362,778
BG								235,000	138,000	186,500
CZ					144,300	193,700	90,400	361,000	1.278,591	413,598
DK	86,000	84,000	90,000	90,000	97,000	119,000	119,000	119,000	277,000	120,111
DE	11.535,000	11.916,000	10.628,000	10.480,000	9.157,000	9.565,000	9.349,000	8.602,000	8.887,000	10.013,222
EE					6,495	7,143	9,000	11,000	12,000	9,128
IE	33,000	33,000	33,000	43,000	33,700	27,000	27,000	210,000	235,000	74,967
EL	275,000	326,000	330,000	379,000	390,457	507,000	472,704	454,000	425,310	395,497
ES	17.863,000	21.799,000	21.659,000	21.181,000	21.681,000	22.164,000	21.233,000	21.522,000	23.124,000	21.358,444
FR	35.603,000	38.127,000	41.115,000	41.362,000	39.576,000	43.277,000	41.919,055	41.786,000	42.453,000	40.579,784
IT	12.109,000	12.480,990	12.714,000	12.046,498	12.747,852	14.822,000	15.353,648	15.756,000	15.971,135	13.777,903
CY					14,676	16,000	20,000	18,000	17,916	17,318
LV					2,100	8,000	22,000	18,000	22,000	14,420
LT					3,658	5,023	3,758	7,000	7,057	5,299
LU	157,034	219,000	219,000	200,000	190,000	213,000	225,000	177,000	169,000	196,559
HU					2.224,000	1.897,000	1.553,000	1.240,000	1.484,000	1.679,600
MT					18,400	18,400	15,300	14,000	10,000	15,220
NL	278,000	264,000	251,000	238,000	167,000	78,000	117,164	112,000	121,000	180,685
AT	2.122,000	2.210,900	2.210,800	2.123,100	2.219,303	2.303,000	2.105,728	1.908,000	2.122,687	2.147,280
PL								14,000	20,000	6,800
PT	4.875,000	5.543,000	6.939,000	6.264,000	6.086,258	6.052,323	6.068,416	5.640,000	5.360,102	5.869,789
RO								1.250,000	505,746	877,873
SI					267,004	338,000	313,000	284,000	301,286	300,658
SK					254,130	254,560	240,000	257,000	296,249	260,388
FI	34,700	32,000	39,800	33,500	31,700	28,800	25,000	33,000	33,700	32,467
SE	84,000	53,000	100,000	56,000	89,000	128,000	118,000	60,000	75,000	84,778
UK	301,000	417,000	412,000	434,000	321,000	292,000	292,000	192,000	192,000	317,000
Total	85.658,734	93.771,890	96.997,600	95.390,098	96.205,033	102.704,949	100.050,173	100.658,000	103.905,779	97.260,251

* (F)Définitif; (P)Provisoire; (E)Prévisionnel; (N/A)Inconnu

Paramètres les plus utilisés dans le secteur Vin, par campagne et par Etat Membre

**Vins bénéficiant d'une appellation d'origine protégée (AOP) - Rubrique: Stocks initiaux -
Source: DG AGRI Regl. (CE) 436/2009 - 1000 HL**

	2009/2010(P)	Moyenne
BE	343,000	343,000
BG	119,025	119,025
CZ	590,000	590,000
DK	277,000	277,000
DE	8.757,000	8.757,000
EE	10,000	10,000
IE	99,000	99,000
EL	496,000	496,000
ES	22.734,000	22.734,000
FR	40.949,000	40.949,000
IT	16.436,000	16.436,000
CY	23,000	23,000
LV	14,000	14,000
LT	6,200	6,200
LU	175,700	175,700
HU	1.782,000	1.782,000
MT	6,000	6,000
NL	205,000	205,000
AT	2.391,900	2.391,900
PL	18,000	18,000
PT	5.410,800	5.410,800
RO	568,020	568,020
SI	329,000	329,000
SK	306,050	306,050
FI	43,400	43,400
SE	77,000	77,000
UK	156,000	156,000
Total	102.322,095	102.322,095

* (F)Définitif; (P)Provisoire; (E)Prévisionnel; (N/A)Inconnu

Paramètres les plus utilisés dans le secteur Vin, par campagne et par Etat Membre

Vins de qualité PRD - Rubrique: Stocks initiaux - aux producteurs - Source: DG AGRI Regl. (CE) 436/2009 - 1000 HL

	2000/2001(F)	2001/2002(F)	2002/2003(F)	2003/2004(F)	2004/2005(F)	2005/2006(F)	2006/2007(F)	2007/2008(F)	2008/2009(P)	Moyenne
BE		1,000	1,000	1,000	1,000	32,000		34,000	38,000	12,000
BG								235,000	138,000	186,500
CZ					92,000	180,000	74,000	216,000	906,656	293,731
DK										
DE	8.568,000	8.828,000	7.631,000	7.645,000	6.412,000	6.641,000	6.405,000	5.833,000	6.186,000	7.127,667
EE										
IE										
EL	254,000	280,000	300,000	341,000	330,741	452,000	420,846	405,000	377,400	351,221
ES	17.863,000	18.765,000	18.651,000	18.333,000	18.025,000	19.189,000	18.744,000	18.741,000	20.501,000	18.756,889
FR	23.148,000	25.221,000	26.219,000	26.545,000	25.542,000	28.552,000	27.493,998	26.884,000	26.427,000	26.225,778
IT	10.030,000	9.243,340	9.262,000	8.806,352	8.774,842	10.804,438	11.348,064	11.644,000	11.489,343	10.155,820
CY					14,475	16,000	20,000	18,000	17,916	17,278
LV						4,000	5,200	5,000	14,000	5,640
LT										
LU	124,267	149,000	145,000	158,000	144,000	163,000	183,000	158,000	169,000	154,807
HU					2.024,000	1.897,000	1.553,000	496,000	444,000	1.282,800
MT					15,800	15,800	11,000	10,000	6,000	11,720
NL										
AT	1.570,000	1.600,700	1.333,800	1.705,900	1.707,785	1.736,000	1.554,828	1.392,000	1.576,657	1.575,297
PL								3,000		0,600
PT	2.004,000	2.544,000	3.010,000	3.135,000	3.121,800	3.355,685	3.296,636	2.989,000	2.976,394	2.936,946
RO								1.250,000	498,881	874,441
SI					267,004	338,000	313,000	284,000	301,286	300,658
SK					251,230	229,800	240,000	246,000	274,089	248,224
FI										
SE										
UK	297,000	1,000	409,000	2,000	5,000			10,000	10,000	81,556
Total	63.858,267	66.633,040	66.961,800	66.672,252	66.728,677	73.605,723	71.662,572	70.853,000	72.351,622	68.814,106

* (F)Définitif; (P)Provisoire; (E)Prévisionnel; (N/A)Inconnu

Paramètres les plus utilisés dans le secteur Vin, par campagne et par Etat Membre

Vins bénéficiant d'une appellation d'origine protégée (AOP) - Rubrique: Stocks initiaux - aux producteurs

Source: DG AGRI Regl. (CE) 436/2009 - 1000 HL

	2009/2010(P)	Moyenne
BE	36,000	36,000
BG	119,025	119,025
CZ	397,000	397,000
DK		
DE	6.566,000	6.566,000
EE		
IE		
EL	439,000	439,000
ES	20.538,000	20.538,000
FR	25.751,000	25.751,000
IT	12.384,000	12.384,000
CY	19,000	19,000
LV	6,000	6,000
LT		
LU	175,700	175,700
HU	356,000	356,000
MT	4,000	4,000
NL		
AT	1.770,000	1.770,000
PL		
PT	2.801,800	2.801,800
RO	567,170	567,170
SI	329,000	329,000
SK	306,050	306,050
FI		
SE		
UK		
Total	72.564,745	72.564,745

* (F)Définitif; (P)Provisoire; (E)Prévisionnel; (N/A)Inconnu

Paramètres les plus utilisés dans le secteur Vin, par campagne et par Etat Membre

Vins de qualité PRD - Rubrique: Stocks initiaux - au commerce - Source: DG AGRI Regl. (CE) 436/2009 - 1000 HL

	2000/2001(F)	2001/2002(F)	2002/2003(F)	2003/2004(F)	2004/2005(F)	2005/2006(F)	2006/2007(F)	2007/2008(F)	2008/2009(P)	Moyenne
BE	303,000	266,000	256,000	459,000	482,000	359,000	359,000	344,000	329,000	350,778
BG										
CZ					52,300	13,700	16,400	145,000	371,935	119,867
DK	86,000	84,000	90,000	90,000	97,000	119,000	119,000	119,000	277,000	120,111
DE	2.967,000	3.088,000	2.997,000	2.835,000	2.745,000	2.924,000	2.944,000	2.769,000	2.701,000	2.885,556
EE					6,495	7,143	9,000	11,000	12,000	9,128
IE	33,000	33,000	33,000	43,000	33,700	27,000	27,000	210,000	235,000	74,967
EL	21,000	46,000	30,000	38,000	59,716	55,000	51,859	49,000	47,910	44,276
ES		3.034,000	3.008,000	2.848,000	3.656,000	2.975,000	2.489,000	2.781,000	2.623,000	2.601,556
FR	12.455,000	12.906,000	14.896,000	14.817,000	14.034,000	14.725,000	14.425,057	14.902,000	16.026,000	14.354,006
IT	2.079,000	3.237,650	3.452,000	3.240,146	3.973,010	4.017,562	4.005,584	4.112,000	4.481,792	3.622,083
CY					0,201					0,040
LV					2,100	4,000	16,800	13,000	8,000	8,780
LT					3,658	5,023	3,758	7,000	7,057	5,299
LU	32,767	70,000	74,000	42,000	46,000	50,000	42,000	19,000		41,752
HU					200,000			744,000	1.040,000	396,800
MT					2,600	2,600	4,300	4,000	4,000	3,500
NL	278,000	264,000	251,000	238,000	167,000	78,000	117,164	112,000	121,000	180,685
AT	552,000	610,200	877,000	417,200	511,518	567,000	550,900	516,000	546,030	571,983
PL								11,000	20,000	6,200
PT	2.871,000	2.999,000	3.929,000	3.129,000	2.964,458	2.696,638	2.771,780	2.651,000	2.383,708	2.932,843
RO									6,865	3,433
SI										
SK					2,900	24,760		11,000	22,160	12,164
FI	34,700	32,000	39,800	33,500	31,700	28,800	25,000	33,000	33,700	32,467
SE	84,000	53,000	100,000	56,000	89,000	128,000	118,000	60,000	75,000	84,778
UK	4,000	416,000	3,000	432,000	316,000	292,000	292,000	182,000	182,000	235,444
Total	21.800,467	27.138,850	30.035,800	28.717,846	29.476,356	29.099,226	28.387,601	29.805,000	31.554,157	28.446,145

* (F)Définitif; (P)Provisoire; (E)Prévisionnel; (N/A)Inconnu

Paramètres les plus utilisés dans le secteur Vin, par campagne et par Etat Membre

Vins bénéficiant d'une appellation d'origine protégée (AOP) - Rubrique: Stocks initiaux - au commerce

Source: DG AGRI Regl. (CE) 436/2009 - 1000 HL

	2009/2010(P)	Moyenne
BE	307,000	307,000
BG		
CZ	193,000	193,000
DK	277,000	277,000
DE	2.191,000	2.191,000
EE	10,000	10,000
IE	99,000	99,000
EL	57,000	57,000
ES	2.196,000	2.196,000
FR	15.198,000	15.198,000
IT	4.052,000	4.052,000
CY	4,000	4,000
LV	8,000	8,000
LT	6,200	6,200
LU		
HU	1.426,000	1.426,000
MT	2,000	2,000
NL	205,000	205,000
AT	621,900	621,900
PL	18,000	18,000
PT	2.609,000	2.609,000
RO	0,850	0,850
SI		
SK		
FI	43,400	43,400
SE	77,000	77,000
UK	156,000	156,000
Total	29.757,350	29.757,350

* (F)Définitif; (P)Provisoire; (E)Prévisionnel; (N/A)Inconnu

Paramètres les plus utilisés dans le secteur Vin, par campagne et par Etat Membre

Vins de qualité PRD - Rubique: Production totale - Source: DG AGRI Regl. (CE) 436/2009 - 1000 HL

	2000/2001(F)	2001/2002(F)	2002/2003(F)	2003/2004(F)	2004/2005(F)	2005/2006(F)	2006/2007(F)	2007/2008(F)	2008/2009(P)	Moyenne
BE		1,000	1,000		2,000	2,000	2,000	2,000	3,000	1,444
BG								70,000	66,000	68,000
CZ					470,000	308,000	305,000	648,000	723,600	490,920
DK										
DE	9.165,000	8.592,000	9.355,000	8.015,149	9.514,000	8.946,000	8.645,000	9.792,000	9.388,239	9.045,821
EE										
IE										
EL	292,000	338,000	249,000	384,000	401,000	334,000	377,000	310,000	345,000	336,667
ES	14.749,000	11.375,000	11.157,000	12.315,000	12.860,000	12.730,000	13.451,000	13.890,000	13.543,000	12.896,667
FR	27.769,000	26.832,000	25.165,000	22.381,000	27.907,000	25.037,000	24.811,000	23.682,000	21.510,000	25.010,444
IT	12.699,000	12.529,000	13.600,000	13.600,000	15.000,000	15.020,000	14.794,000	14.490,000	12.825,603	13.839,734
CY					5,640	5,000	7,000	7,000	2,000	5,328
LV								53,000		10,600
LT										
LU	119,000	125,000	139,000	123,085	153,000	135,000	130,000	142,000	130,000	132,898
HU					2.180,500	1.722,000	1.839,000	2.014,000	2.083,000	1.967,700
MT								8,000		1,600
NL									1,000	0,111
AT	2.066,000	2.027,400	2.139,900	2.185,776	2.221,000	2.047,000	2.010,000	2.288,000	2.376,500	2.151,286
PL										
PT	3.253,393	4.148,000	2.934,000	3.148,502	3.287,000	3.360,000	3.321,000	2.836,000	2.915,000	3.244,766
RO								485,000	945,000	715,000
SI					895,000	709,000	498,000	640,000	526,000	653,600
SK					294,640	259,000	270,000	292,000	370,000	297,128
FI										
SE										
UK	2,000	2,000	1,100	6,751	12,554		10,000	4,000	4,000	4,712
Total	70.114,393	65.969,400	64.741,000	62.159,263	75.203,334	70.614,000	70.470,000	71.653,000	67.756,942	68.742,370

* (F)Définitif; (P)Provisoire; (E)Prévisionnel; (N/A)Inconnu

Paramètres les plus utilisés dans le secteur Vin, par campagne et par Etat Membre

Vins bénéficiant d'une appellation d'origine protégée (AOP) - Rubrique: Production totale
Source: DG AGRI Regl. (CE) 436/2009 - 1000 HL

	2009/2010(P)	Moyenne
BE	2,000	2,000
BG	44,834	44,834
CZ	348,000	348,000
DK		
DE	8.874,000	8.874,000
EE		
IE		
EL	340,000	340,000
ES	13.701,000	13.701,000
FR	23.500,837	23.500,837
IT	14.327,000	14.327,000
CY	1,000	1,000
LV		
LT		
LU	135,000	135,000
HU	2.070,000	2.070,000
MT	14,000	14,000
NL		
AT	2.012,000	2.012,000
PL		
PT	3.000,000	3.000,000
RO	710,000	710,000
SI	526,000	526,000
SK		
FI		
SE		
UK	4,000	4,000
Total	69.609,671	69.609,671

* (F)Définitif; (P)Provisoire; (E)Prévisionnel; (N/A)Inconnu

Paramètres les plus utilisés dans le secteur Vin, par campagne et par Etat Membre

Vins de qualité PRD - Rubrique: Production - sauf vinification - Source: DG AGRI Regl. (CE) 436/2009 - 1000 HL

	2000/2001(F)	2001/2002(F)	2002/2003(F)	2003/2004(F)	2004/2005(F)	2005/2006(F)	2006/2007(F)	2007/2008(F)	2008/2009(P)	Moyenne
BE										
BG										
CZ										
DK										
DE				74,833						8,315
EE										
IE										
EL			3,000							0,333
ES										
FR										
IT										
CY										
LV										
LT										
LU										
HU										
MT										
NL										
AT										
PL										
PT										
RO										
SI										
SK										
FI										
SE										
UK										
Total			3,000	74,833						8,648

* (F)Définitif; (P)Provisoire; (E)Prévisionnel; (N/A)Inconnu

Paramètres les plus utilisés dans le secteur Vin, par campagne et par Etat Membre

Vins bénéficiant d'une appellation d'origine protégée (AOP) - Rubrique: Production - sauf vinification
 Source: DG AGRI Regl. (CE) 436/2009 - 1000 HL

	2009/2010(P)	Moyenne
BE		
BG		
CZ		
DK		
DE		
EE		
IE		
GR		
ES		
FR		
IT		
CY		
LV		
LT		
LU		
HU		
MT		
NL		
AT		
PL		
PT		
RO		
SI		
SK		
FI		
SE		
GB		
Total		

* (F)Définitif; (P)Provisoire; (E)Prévisionnel; (N/A)Inconnu

Paramètres les plus utilisés dans le secteur Vin, par campagne et par Etat Membre

Vins de qualité PRD - Rubrique: Production utilisable - Source: DG AGRI Regl. (CE) 436/2009 - 1000 HL

	2000/2001(F)	2001/2002(F)	2002/2003(F)	2003/2004(F)	2004/2005(F)	2005/2006(F)	2006/2007(F)	2007/2008(F)	2008/2009(P)	Moyenne
BE		1,000	1,000		2,000	2,000	2,000	2,000	3,000	1,444
BG								70,000	66,000	68,000
CZ					470,000	308,000	305,000	648,000	723,600	490,920
DK										
DE	9.165,000	8.592,000	9.355,000	7.940,316	9.514,000	8.946,000	8.645,000	9.792,000	9.388,239	9.037,506
EE										
IE										
EL	292,000	338,000	246,000	384,000	401,000	334,000	377,000	310,000	345,000	336,333
ES	14.749,000	11.375,000	11.157,000	12.315,000	12.860,000	12.730,000	13.451,000	13.890,000	13.543,000	12.896,667
FR	27.769,000	26.832,000	25.165,000	22.381,000	27.907,000	25.037,000	24.811,000	23.682,000	21.510,000	25.010,444
IT	12.699,000	12.529,000	13.600,000	13.600,000	15.000,000	15.020,000	14.794,000	14.490,000	12.825,603	13.839,734
CY					5,640	5,000	7,000	7,000	2,000	5,328
LV								53,000		10,600
LT										
LU	119,000	125,000	139,000	123,085	153,000	135,000	130,000	142,000	130,000	132,898
HU					2.180,500	1.722,000	1.839,000	2.014,000	2.083,000	1.967,700
MT								8,000		1,600
NL									1,000	0,111
AT	2.066,000	2.027,400	2.139,900	2.185,776	2.221,000	2.047,000	2.010,000	2.288,000	2.376,500	2.151,286
PL										
PT	3.253,393	4.148,000	2.934,000	3.148,502	3.287,000	3.360,000	3.321,000	2.836,000	2.915,000	3.244,766
RO								485,000	945,000	715,000
SI					895,000	709,000	498,000	640,000	526,000	653,600
SK					294,640	259,000	270,000	292,000	370,000	297,128
FI										
SE										
UK	2,000	2,000	1,100	6,751	12,554		10,000	4,000	4,000	4,712
Total	70.114,393	65.969,400	64.738,000	62.084,430	75.203,334	70.614,000	70.470,000	71.653,000	67.756,942	68.733,722

* (F)Définitif; (P)Provisoire; (E)Prévisionnel; (N/A)Inconnu

Paramètres les plus utilisés dans le secteur Vin, par campagne et par Etat Membre

Vins bénéficiant d'une appellation d'origine protégée (AOP) - Rubrique: Production utilisable
Source: DG AGRI Regl. (CE) 436/2009 - 1000 HL

	2009/2010(P)	Moyenne
BE	2,000	2,000
BG	44,834	44,834
CZ	348,000	348,000
DK		
DE	8.874,000	8.874,000
EE		
IE		
EL	340,000	340,000
ES	13.701,000	13.701,000
FR	23.500,837	23.500,837
IT	14.327,000	14.327,000
CY	1,000	1,000
LV		
LT		
LU	135,000	135,000
HU	2.070,000	2.070,000
MT	14,000	14,000
NL		
AT	2.012,000	2.012,000
PL		
PT	3.000,000	3.000,000
RO	710,000	710,000
SI	526,000	526,000
SK		
FI		
SE		
UK	4,000	4,000
Total	69.609,671	69.609,671

* (F)Définitif; (P)Provisoire; (E)Prévisionnel; (N/A)Inconnu

Paramètres les plus utilisés dans le secteur Vin, par campagne et par Etat Membre

Vins de qualité PRD - Rubrique: Importations - intra et extra volume (HI) -
Source: DG AGRI Regl. (CE) 436/2009 - 1000 HL

	2000/2001(F)	2001/2002(F)	2002/2003(F)	2003/2004(F)	2004/2005(F)	2005/2006(F)	2006/2007(F)	2007/2008(F)	2008/2009(P)	Moyenne
BE	1.614,000	1.742,000	1.678,030	1.757,000	1.528,000	1.879,000	1.973,000	2.139,000	2.000,000	1.812,226
BG								12,000	10,000	11,000
CZ					147,000	148,000	158,000	200,000	164,000	163,400
DK	914,000	946,000	880,942	834,000	659,000	661,000	607,000	636,000	572,000	745,549
DE	4.067,000	4.194,000	4.330,957	4.004,000	4.270,000	4.674,000	4.417,000	4.331,000	4.201,000	4.276,551
EE					44,000	44,000	60,000	70,000	66,000	56,800
IE		145,200	137,022	157,000	191,000	193,000	208,000	255,000	242,000	169,802
EL	23,000	19,000	26,417	28,000	37,000	50,000	42,000	42,000	38,000	33,935
ES	43,000	154,000	82,800	75,000	95,000	90,000	131,000	133,000	89,000	99,200
FR	864,000	1.240,000	910,109	751,000	1.001,000	901,000	867,000	1.007,000	972,000	945,901
IT	125,000	378,000	184,955	187,000	210,000	210,000	182,000	296,000	178,000	216,773
CY					9,000	9,000	13,000	14,000	13,000	11,600
LV					31,000	51,000	101,000	100,000	84,000	73,400
LT					25,000	29,000	46,000	69,000	157,000	65,200
LU	118,000	138,000	122,126	131,000	137,000	124,000	166,000	364,000	143,000	160,347
HU					38,000	51,000	91,000	104,000	76,000	72,000
MT					15,000	14,000	17,000	21,000	20,000	17,400
NL	1.305,000	1.276,800	1.457,329	1.349,000	1.519,000	1.551,000	1.570,000	1.651,000	1.516,000	1.466,125
AT	174,300	306,300	276,488	311,000	390,000	391,000	354,000	354,000	325,000	320,232
PL					135,000	143,000	188,000	224,000	216,000	181,200
PT	137,761	100,000	85,106	69,000	87,000	78,000	91,000	93,000	123,000	95,985
RO								77,000	33,000	55,000
SI					5,000	8,000	15,000	15,000	12,000	11,000
SK					30,000	51,000	49,000	99,000	85,000	62,800
FI	99,000	177,300	182,230	168,000	178,000	185,000	204,000	198,000	215,000	178,503
SE	518,000	534,000	449,798	403,000	444,000	433,000	494,000	510,000	503,000	476,533
UK	3.062,000	3.462,000	3.822,328	3.843,000	4.108,000	4.111,000	3.663,000	3.822,000	3.212,000	3.678,370
Total	13.064,061	14.812,600	14.626,638	14.067,000	15.333,000	16.079,000	15.707,000	16.836,000	15.265,000	15.087,811

* (F)Définitif; (P)Provisoire; (E)Prévisionnel; (N/A)Inconnu

Paramètres les plus utilisés dans le secteur Vin, par campagne et par Etat Membre

Vins bénéficiant d'une appellation d'origine protégée (AOP) - Rubrique: Importations - intra et extra volume (HI)

Source: DG AGRI Regl. (CE) 436/2009 - 1000 HL

	2009/2010(P)	Moyenne
BE	1.275,178	1.275,178
BG	21,942	21,942
CZ	672,808	672,808
DK	509,374	509,374
DE	6.322,170	6.322,170
EE	69,703	69,703
IE	337,177	337,177
EL	62,979	62,979
ES	110,289	110,289
FR	2.456,892	2.456,892
IT	702,996	702,996
CY	16,155	16,155
LV	155,540	155,540
LT	217,767	217,767
LU	180,433	180,433
HU	50,900	50,900
MT	14,316	14,316
NL	1.603,556	1.603,556
AT	266,177	266,177
PL	382,545	382,545
PT	1.259,467	1.259,467
RO	68,468	68,468
SI	26,776	26,776
SK	198,040	198,040
FI	201,802	201,802
SE	726,977	726,977
UK	3.368,854	3.368,854
Total	21.279,279	21.279,279

* (F)Définitif; (P)Provisoire; (E)Prévisionnel; (N/A)Inconnu

Paramètres les plus utilisés dans le secteur Vin, par campagne et par Etat Membre

Vins de qualité PRD - Rubrique: Importations - volume extra de l'UE (HI) -
Source: DG AGRI Regl. (CE) 436/2009 - 1000 HL

	2000/2001(F)	2001/2002(F)	2002/2003(F)	2003/2004(F)	2004/2005(F)	2005/2006(F)	2006/2007(F)	2007/2008(F)	2008/2009(P)	Moyenne
BE								7,000	9,000	1,778
BG										
CZ								4,000	2,000	1,200
DK								35,000	9,000	4,889
DE								12,000	11,000	2,556
EE								4,000	2,000	1,200
IE								6,000	5,000	1,222
EL								1,000	1,000	0,222
ES								3,000	2,000	0,556
FR	337,000							10,000	11,000	39,778
IT								2,000	4,000	0,667
CY										
LV								3,000	2,000	1,000
LT								1,000	2,000	0,600
LU										
HU										
MT								1,000		0,200
NL								10,000	10,000	2,222
AT	0,300	0,300						1,000	1,000	0,289
PL								12,000	14,000	5,200
PT								2,000	1,000	0,333
RO								39,000	3,000	21,000
SI										
SK										
FI								8,000	11,000	2,111
SE								7,000	7,000	1,556
UK								148,000	138,000	31,778
Total	337,300	0,300						316,000	245,000	99,844

* (F)Définitif; (P)Provisoire; (E)Prévisionnel; (N/A)Inconnu

Paramètres les plus utilisés dans le secteur Vin, par campagne et par Etat Membre

Vins bénéficiant d'une appellation d'origine protégée (AOP) - Rubrique: Importations - volume extra de l'UE (HI)

Source: DG AGRI Regl. (CE) 436/2009 - 1000 HL

	2009/2010(P)	Moyenne
BE	4,379	4,379
BG	0,706	0,706
CZ	0,133	0,133
DK	0,439	0,439
DE	324,866	324,866
EE	8,868	8,868
IE	60,978	60,978
EL	0,001	0,001
ES	2,089	2,089
FR	128,895	128,895
IT	315,040	315,040
CY	1,251	1,251
LV	0,874	0,874
LT	1,558	1,558
LU	0,051	0,051
HU	0,030	0,030
MT		
NL	94,132	94,132
AT	2,576	2,576
PL	0,611	0,611
PT	0,239	0,239
RO	0,105	0,105
SI	0,313	0,313
SK	0,066	0,066
FI	42,675	42,675
SE	136,456	136,456
UK	34,954	34,954
Total	1.162,282	1.162,282

* (F)Définitif; (P)Provisoire; (E)Prévisionnel; (N/A)Inconnu

Paramètres les plus utilisés dans le secteur Vin, par campagne et par Etat Membre

Vins de qualité PRD - Rubrique: Importations - Intra UE - Source: DG AGRI Regl. (CE) 436/2009 - 1000 HL

	2000/2001(F)	2001/2002(F)	2002/2003(F)	2003/2004(F)	2004/2005(F)	2005/2006(F)	2006/2007(F)	2007/2008(F)	2008/2009(P)	Moyenne
BE	1.614,000	1.742,000	1.678,030	1.757,000	1.528,000	1.879,000	1.973,000	2.132,000	1.991,000	1.810,448
BG								12,000	10,000	11,000
CZ					147,000	148,000	158,000	196,000	162,000	162,200
DK	914,000	946,000	880,942	834,000	659,000	661,000	607,000	601,000	563,000	740,660
DE	4.067,000	4.194,000	4.330,957	4.004,000	4.270,000	4.674,000	4.417,000	4.319,000	4.190,000	4.273,995
EE					44,000	44,000	60,000	66,000	64,000	55,600
IE		145,200	137,022	157,000	191,000	193,000	208,000	249,000	237,000	168,580
EL	23,000	19,000	26,417	28,000	37,000	50,000	42,000	41,000	37,000	33,713
ES	43,000	154,000	82,800	75,000	95,000	90,000	131,000	130,000	87,000	98,644
FR	527,000	1.240,000	910,109	751,000	1.001,000	901,000	867,000	997,000	961,000	906,123
IT	125,000	378,000	184,955	187,000	210,000	210,000	182,000	294,000	174,000	216,106
CY					9,000	9,000	13,000	14,000	13,000	11,600
LV					31,000	51,000	101,000	97,000	82,000	72,400
LT					25,000	29,000	46,000	68,000	155,000	64,600
LU	118,000	138,000	122,126	131,000	137,000	124,000	166,000	364,000	143,000	160,347
HU					38,000	51,000	91,000	104,000	76,000	72,000
MT					15,000	14,000	17,000	20,000	20,000	17,200
NL	1.305,000	1.276,800	1.457,329	1.349,000	1.519,000	1.551,000	1.570,000	1.641,000	1.506,000	1.463,903
AT	174,000	306,000	276,488	311,000	390,000	391,000	354,000	353,000	324,000	319,943
PL					135,000	143,000	188,000	212,000	202,000	176,000
PT	137,761	100,000	85,106	69,000	87,000	78,000	91,000	91,000	122,000	95,652
RO								38,000	30,000	34,000
SI					5,000	8,000	15,000	15,000	12,000	11,000
SK					30,000	51,000	49,000	99,000	85,000	62,800
FI	99,000	177,300	182,230	168,000	178,000	185,000	204,000	190,000	204,000	176,392
SE	518,000	534,000	449,798	403,000	444,000	433,000	494,000	503,000	496,000	474,978
UK	3.062,000	3.462,000	3.822,328	3.843,000	4.108,000	4.111,000	3.663,000	3.674,000	3.074,000	3.646,592
Total	12.726,761	14.812,300	14.626,638	14.067,000	15.333,000	16.079,000	15.707,000	16.520,000	15.020,000	14.987,967

* (F)Définitif; (P)Provisoire; (E)Prévisionnel; (N/A)Inconnu

Paramètres les plus utilisés dans le secteur Vin, par campagne et par Etat Membre

Vins bénéficiant d'une appellation d'origine protégée (AOP) - Rubrique: Importations - Intra UE

Source: DG AGRI Regl. (CE) 436/2009 - 1000 HL

	2009/2010(P)	Moyenne
BE	1.270,799	1.270,799
BG	21,235	21,235
CZ	672,676	672,676
DK	508,935	508,935
DE	5.997,304	5.997,304
EE	60,834	60,834
IE	276,199	276,199
EL	62,977	62,977
ES	108,200	108,200
FR	2.327,998	2.327,998
IT	387,957	387,957
CY	14,904	14,904
LV	154,666	154,666
LT	216,209	216,209
LU	180,382	180,382
HU	50,871	50,871
MT	14,316	14,316
NL	1.509,424	1.509,424
AT	263,601	263,601
PL	381,934	381,934
PT	1.259,228	1.259,228
RO	68,363	68,363
SI	26,464	26,464
SK	197,973	197,973
FI	159,127	159,127
SE	590,521	590,521
UK	3.333,900	3.333,900
Total	20.116,996	20.116,996

* (F)Définitif; (P)Provisoire; (E)Prévisionnel; (N/A)Inconnu

Paramètres les plus utilisés dans le secteur Vin, par campagne et par Etat Membre

Vins de qualité PRD - Rubrique: Exportations - Intra et Extra en volume (hl) -
Source: DG AGRI Regl. (CE) 436/2009 - 1000 HL

	2000/2001(F)	2001/2002(F)	2002/2003(F)	2003/2004(F)	2004/2005(F)	2005/2006(F)	2006/2007(F)	2007/2008(F)	2008/2009(P)	Moyenne
BE	135,000	96,200	85,059	88,000	95,000	123,000	170,000	303,000	248,000	149,251
BG								98,000	61,000	79,500
CZ					7,000	6,000	13,000	43,000	16,000	17,000
DK	112,000	127,000	108,626	94,000	96,000	104,000	107,000	93,000	94,000	103,958
DE	1.702,000	1.603,000	1.657,528	1.755,000	2.046,000	1.923,000	2.032,000	1.916,000	1.932,000	1.840,725
EE					3,000	7,000	23,000	16,000	17,000	13,200
IE	441,000	0,800	0,800	2,000	1,000	5,000	2,000	6,000	6,000	51,622
EL	120,000	84,000	114,681	111,000	135,000	123,000	122,000	134,000	119,000	118,076
ES	3.555,000	4.186,000	4.510,291	4.487,000	4.501,000	4.773,000	4.846,000	5.122,000	6.938,000	4.768,699
FR	7.486,000	7.915,000	7.577,576	7.316,000	7.209,000	7.672,000	7.779,000	7.947,000	6.762,000	7.518,175
IT	5.193,000	5.414,000	5.108,119	4.995,000	5.304,000	5.811,000	5.935,000	5.825,000	5.713,000	5.477,569
CY					2,000	2,000	3,000	2,000	2,000	2,200
LV					13,000	83,000	87,000	77,000	87,000	69,400
LT					9,000	14,000	10,000	49,000	107,000	37,800
LU	36,000	51,000	54,369	43,000	61,000	57,000	77,000	131,000	58,000	63,152
HU					145,000	180,000	169,000	176,000	220,000	178,000
MT					1,000	1,000	1,000	1,000	1,000	1,000
NL	82,500	56,900	55,703	62,000	122,000	121,000	152,000	126,000	111,000	98,789
AT	189,000	154,200	175,398	259,000	298,000	279,000	261,000	310,000	300,000	247,289
PL					8,000	5,000	7,000	5,000	7,000	6,400
PT	1.044,275	1.003,100	1.042,396	1.021,000	1.054,000	1.311,000	1.090,000	1.436,000	1.212,000	1.134,863
RO								19,000	19,000	19,000
SI					38,000	41,000	46,000	17,000	35,000	35,400
SK					14,000	7,000	8,000	40,000	16,000	17,000
FI	1,200	1,400	1,700	2,000	3,000	5,000	10,000	14,000	14,000	5,811
SE	8,000	11,900	23,400	48,000	19,000	37,000	19,000	23,000	22,000	23,478
UK	39,000	54,500	52,856	56,000	140,000	171,000	192,000	334,000	252,000	143,484
Total	20.143,975	20.759,000	20.568,502	20.339,000	21.324,000	22.861,000	23.161,000	24.263,000	24.369,000	21.976,497

* (F)Définitif; (P)Provisoire; (E)Prévisionnel; (N/A)Inconnu

Paramètres les plus utilisés dans le secteur Vin, par campagne et par Etat Membre

Vins bénéficiant d'une appellation d'origine protégée (AOP) - Rubrique: Exportations - Intra et Extra en volume (hl)
Source: DG AGRI Regl. (CE) 436/2009 - 1000 HL

	2009/2010(P)	Moyenne
BE	103,868	103,868
BG	71,619	71,619
CZ	89,769	89,769
DK	135,072	135,072
DE	2.000,444	2.000,444
EE	19,559	19,559
IE	3,604	3,604
EL	117,786	117,786
ES	6.900,499	6.900,499
FR	5.940,726	5.940,726
IT	9.562,020	9.562,020
CY	10,478	10,478
LV	112,978	112,978
LT	139,636	139,636
LU	39,279	39,279
HU	443,849	443,849
MT	0,061	0,061
NL	118,775	118,775
AT	401,303	401,303
PL	5,779	5,779
PT	1.777,618	1.777,618
RO	46,502	46,502
SI	34,263	34,263
SK	87,840	87,840
FI	11,793	11,793
SE	12,780	12,780
UK	244,079	244,079
Total	28.431,979	28.431,979

* (F)Définitif; (P)Provisoire; (E)Prévisionnel; (N/A)Inconnu

Paramètres les plus utilisés dans le secteur Vin, par campagne et par Etat Membre

**Vins de qualité PRD - Rubrique: Exportations - Intra et Extra en volume (hl)
par rapport à la production vinifiée - Source: DG AGRI Regl. (CE) 436/2009 - en %**

	2000/2001(F)	2001/2002(F)	2002/2003(F)	2003/2004(F)	2004/2005(F)	2005/2006(F)	2006/2007(F)	2007/2008(F)	2008/2009(P)	Moyenne
BE	-	-	-	-	-	-	-	-	-	-
BG	-	-	-	-	-	-	-	140%	92%	117%
CZ	-	-	-	-	1%	2%	4%	7%	2%	3%
DK	-	-	-	-	-	-	-	-	-	-
DE	19%	19%	18%	22%	22%	21%	24%	20%	21%	20%
EE	-	-	-	-	-	-	-	-	-	-
IE	-	-	-	-	-	-	-	-	-	-
EL	41%	25%	47%	29%	34%	37%	32%	43%	34%	35%
ES	24%	37%	40%	36%	35%	37%	36%	37%	51%	37%
FR	27%	29%	30%	33%	26%	31%	31%	34%	31%	30%
IT	41%	43%	38%	37%	35%	39%	40%	40%	45%	40%
CY	-	-	-	-	35%	40%	43%	29%	100%	41%
LV	-	-	-	-	-	-	-	-	-	-
LT	-	-	-	-	-	-	-	-	-	-
LU	30%	41%	39%	35%	40%	42%	59%	92%	45%	48%
HU	-	-	-	-	7%	10%	9%	9%	11%	9%
MT	-	-	-	-	-	-	-	-	-	-
NL	-	-	-	-	-	-	-	-	-	-
AT	9%	8%	8%	12%	13%	14%	13%	14%	13%	11%
PL	-	-	-	-	-	-	-	-	-	-
PT	32%	24%	36%	32%	32%	39%	33%	51%	42%	35%
RO	-	-	-	-	-	-	-	4%	2%	3%
SI	-	-	-	-	4%	6%	9%	3%	7%	5%
SK	-	-	-	-	5%	3%	3%	14%	4%	6%
FI	-	-	-	-	-	-	-	-	-	-
SE	-	-	-	-	-	-	-	-	-	-
UK	-	-	-	-	-	-	-	-	-	-
Total	29%	31%	32%	33%	28%	32%	33%	34%	36%	32%

* (F)Définitif; (P)Provisoire; (E)Prévisionnel; (N/A)Inconnu

Paramètres les plus utilisés dans le secteur Vin, par campagne et par Etat Membre

**Vins bénéficiant d'une appellation d'origine protégée (AOP) - Rubrique: Exportations - Intra et Extra en volume (hl)
par rapport à la production vinifiée - Source: DG AGRI Regl. (CE) 436/2009 - en %**

	2009/2010(P)	Moyenne
BE	-	-
BG	160%	160%
CZ	26%	26%
DK	-	-
DE	23%	23%
EE	-	-
IE	-	-
EL	35%	35%
ES	50%	50%
FR	25%	25%
IT	67%	67%
CY	-	-
LV	-	-
LT	-	-
LU	29%	29%
HU	21%	21%
MT	-	-
NL	-	-
AT	20%	20%
PL	-	-
PT	59%	59%
RO	7%	7%
SI	7%	7%
SK	-	-
FI	-	-
SE	-	-
UK	-	-
Total	41%	41%

* (F)Définitif; (P)Provisoire; (E)Prévisionnel; (N/A)Inconnu

Paramètres les plus utilisés dans le secteur Vin, par campagne et par Etat Membre

Vins de qualité PRD - Rubrique: Exportations - extra UE en Volume (hl) -
Source: DG AGRI Regl. (CE) 436/2009 - 1000 HL

	2000/2001(F)	2001/2002(F)	2002/2003(F)	2003/2004(F)	2004/2005(F)	2005/2006(F)	2006/2007(F)	2007/2008(F)	2008/2009(P)	Moyenne
BE	10,000	6,200	3,784	4,000	5,000	7,000	30,000	180,000	113,000	39,887
BG								38,000	19,000	28,500
CZ					4,000	1,000	2,000			1,400
DK	7,000	8,000	9,828	10,000	12,000	12,000	16,000	14,000	14,000	11,425
DE	487,000	490,000	491,909	522,000	506,000	557,000	703,000	689,000	643,000	565,434
EE						3,000	18,000	9,000	9,000	7,800
IE		0,500	0,100	1,000						0,178
EL	13,000	8,000	9,308	15,000	19,000	10,000	14,000	15,000	12,000	12,812
ES	751,000	658,000	899,361	964,000	753,000	1.122,000	1.215,000	1.242,000	1.290,000	988,262
FR	2.267,000	2.442,000	2.285,073	2.340,000	2.320,000	2.439,000	2.583,000	2.564,000	2.304,000	2.393,786
IT	1.988,000	2.090,000	1.971,137	2.102,000	1.992,000	2.158,000	2.373,000	2.417,000	2.332,000	2.158,126
CY					1,000	1,000	2,000	1,000	1,000	1,200
LV					5,000	72,000	75,000	66,000	75,000	58,600
LT					1,000	8,000	2,000	33,000	99,000	28,600
LU			1,338		1,000			57,000	1,000	6,704
HU					36,000	25,000	21,000	26,000	25,000	26,600
MT							1,000			0,200
NL	39,000	13,100	14,950	13,000	23,000	23,000	51,000	35,000	28,000	26,672
AT	7,000	9,200	14,794	27,000	38,000	22,000	22,000	27,000	28,000	21,666
PL						1,000		1,000	2,000	0,800
PT	201,000	190,000	199,131	209,000	220,000	233,000	275,000	295,000	296,000	235,348
RO								1,000	2,000	1,500
SI					36,000	33,000	28,000	8,000	24,000	25,800
SK					4,000					0,800
FI	1,000	1,400	1,600	2,000		1,000		1,000	1,000	1,000
SE	6,000	9,900	19,600	41,000		28,000	7,000	5,000	9,000	13,944
UK	17,000	20,900	19,506	22,000	15,000	27,000	16,000	18,000	25,000	20,045
Total	5.794,000	5.947,200	5.941,416	6.272,000	5.991,000	6.783,000	7.454,000	7.742,000	7.352,000	6.586,291

* (F)Définitif; (P)Provisoire; (E)Prévisionnel; (N/A)Inconnu

Paramètres les plus utilisés dans le secteur Vin, par campagne et par Etat Membre

Vins bénéficiant d'une appellation d'origine protégée (AOP) - Rubrique: Exportations - extra UE en Volume (hl)
Source: DG AGRI Regl. (CE) 436/2009 - 1000 HL

	2009/2010(P)	Moyenne
BE	8,016	8,016
BG	35,494	35,494
CZ	0,505	0,505
DK	9,788	9,788
DE	519,694	519,694
EE	5,907	5,907
IE	0,084	0,084
EL	17,639	17,639
ES	2.054,963	2.054,963
FR	2.042,689	2.042,689
IT	2.657,087	2.657,087
CY	4,374	4,374
LV	111,824	111,824
LT	139,156	139,156
LU	0,378	0,378
HU	37,514	37,514
MT	0,008	0,008
NL	29,307	29,307
AT	34,692	34,692
PL	4,092	4,092
PT	492,106	492,106
RO	9,064	9,064
SI	10,423	10,423
SK	0,234	0,234
FI	1,433	1,433
SE	4,833	4,833
UK	23,516	23,516
Total	8.254,818	8.254,818

* (F)Définitif; (P)Provisoire; (E)Prévisionnel; (N/A)Inconnu

Paramètres les plus utilisés dans le secteur Vin, par campagne et par Etat Membre

Vins de qualité PRD - Rubrique: Exportations intra UE en volume (hl) -
Source: DG AGRI Regl. (CE) 436/2009 - 1000 HL

	2000/2001(F)	2001/2002(F)	2002/2003(F)	2003/2004(F)	2004/2005(F)	2005/2006(F)	2006/2007(F)	2007/2008(F)	2008/2009(P)	Moyenne
BE	125,000	90,000	81,275	84,000	90,000	116,000	140,000	123,000	135,000	109,364
BG								60,000	42,000	51,000
CZ					3,000	5,000	11,000	43,000	16,000	15,600
DK	105,000	119,000	98,798	84,000	84,000	92,000	91,000	79,000	80,000	92,533
DE	1.215,000	1.113,000	1.165,619	1.233,000	1.540,000	1.366,000	1.329,000	1.227,000	1.289,000	1.275,291
EE					3,000	4,000	5,000	7,000	8,000	5,400
IE	441,000	0,300	0,700	1,000	1,000	5,000	2,000	6,000	6,000	51,444
EL	107,000	76,000	105,374	96,000	116,000	113,000	108,000	119,000	107,000	105,264
ES	2.804,000	3.528,000	3.610,930	3.523,000	3.748,000	3.651,000	3.631,000	3.880,000	5.648,000	3.780,437
FR	5.219,000	5.473,000	5.292,503	4.976,000	4.889,000	5.233,000	5.196,000	5.383,000	4.458,000	5.124,389
IT	3.205,000	3.324,000	3.136,982	2.893,000	3.312,000	3.653,000	3.562,000	3.408,000	3.381,000	3.319,442
CY					1,000	1,000	1,000	1,000	1,000	1,000
LV					8,000	11,000	12,000	11,000	12,000	10,800
LT					8,000	6,000	8,000	16,000	8,000	9,200
LU	36,000	51,000	53,031	43,000	60,000	57,000	77,000	74,000	57,000	56,448
HU					109,000	155,000	148,000	150,000	195,000	151,400
MT					1,000	1,000		1,000	1,000	0,800
NL	43,500	43,800	40,754	49,000	99,000	98,000	101,000	91,000	83,000	72,117
AT	182,000	145,000	160,605	232,000	260,000	257,000	239,000	283,000	272,000	225,623
PL					8,000	4,000	7,000	4,000	5,000	5,600
PT	843,275	813,100	843,265	812,000	834,000	1.078,000	815,000	1.141,000	916,000	899,516
RO								18,000	17,000	17,500
SI					2,000	8,000	18,000	9,000	11,000	9,600
SK					10,000	7,000	8,000	40,000	16,000	16,200
FI	0,200		0,100		3,000	4,000	10,000	13,000	13,000	4,811
SE	2,000	2,000	3,800	7,000	19,000	9,000	12,000	18,000	13,000	9,533
UK	22,000	33,600	33,350	34,000	125,000	144,000	176,000	316,000	227,000	123,439
Total	14.349,975	14.811,800	14.627,086	14.067,000	15.333,000	16.078,000	15.707,000	16.521,000	17.017,000	15.390,207

* (F)Définitif; (P)Provisoire; (E)Prévisionnel; (N/A)Inconnu

Paramètres les plus utilisés dans le secteur Vin, par campagne et par Etat Membre

Vins bénéficiant d'une appellation d'origine protégée (AOP) - Rubrique: Exportations intra UE en volume (hl)

Source: DG AGRI Regl. (CE) 436/2009 - 1000 HL

	2009/2010(P)	Moyenne
BE	95,852	95,852
BG	36,125	36,125
CZ	89,265	89,265
DK	125,284	125,284
DE	1.480,750	1.480,750
EE	13,652	13,652
IE	3,521	3,521
EL	100,147	100,147
ES	4.845,536	4.845,536
FR	3.898,037	3.898,037
IT	6.904,933	6.904,933
CY	6,104	6,104
LV	1,154	1,154
LT	0,480	0,480
LU	38,902	38,902
HU	406,335	406,335
MT	0,053	0,053
NL	89,468	89,468
AT	366,612	366,612
PL	1,686	1,686
PT	1.285,512	1.285,512
RO	37,438	37,438
SI	23,840	23,840
SK	87,606	87,606
FI	10,361	10,361
SE	7,947	7,947
UK	220,564	220,564
Total	20.177,162	20.177,162

* (F)Définitif; (P)Provisoire; (E)Prévisionnel; (N/A)Inconnu

Paramètres les plus utilisés dans le secteur Vin, par campagne et par Etat Membre

Vins de qualité PRD - Rubrique: Utilisation domestique totale - Source: DG AGRI Regl. (CE) 436/2009 - 1000 HL

	2001/2002(F)	2002/2003(F)	2003/2004(F)	2004/2005(F)	2005/2006(F)	2006/2007(F)	2007/2008(F)	2008/2009(P)	Moyenne
BE	1.656,800	1.390,972	1.646,000	1.527,000	1.785,000	1.786,000	1.849,000	1.778,000	1.677,346
BG							80,539	34,000	57,270
CZ				560,600	553,700	179,400	-112,591	1.560,453	548,312
DK	819,000	772,316	733,000	541,000	557,000	500,000	385,000	478,000	598,165
DE	12.471,000	12.176,429	11.512,316	11.330,000	11.913,000	11.777,000	11.922,000	11.787,524	11.861,159
EE				40,352	35,143	35,000	53,000	51,220	42,943
IE	144,000	126,222	164,300	196,700	188,000	23,000	224,000	368,000	179,278
EL	268,840	108,736	289,543	186,457	295,000	315,704	246,690	193,880	238,106
ES	7.483,000	7.207,509	7.403,000	7.971,000	8.479,000	8.447,000	7.299,000	7.084,982	7.671,811
FR	17.169,000	18.250,534	17.602,000	17.998,000	19.624,000	18.032,055	16.075,000	17.220,678	17.746,408
IT	7.260,000	9.344,338	8.090,646	7.831,852	8.887,000	8.638,648	8.746,000	6.825,738	8.203,028
CY				11,316	3,000	19,000	19,084	8,459	12,172
LV				12,100	-46,000	18,000	72,000	5,000	12,220
LT				14,635	16,023	32,758	19,943	50,729	26,818
LU	212,000	225,758	221,085	206,000	190,000	267,000	383,000	208,300	239,143
HU				2.400,500	1.953,000	2.073,600	1.698,000	1.641,000	1.953,220
MT				14,100	16,400	17,300	32,000	23,000	20,560
NL	1.240,840	1.414,625	1.358,000	1.486,000	1.391,000	1.423,164	1.516,000	1.321,000	1.393,829
AT	2.264,800	2.328,690	2.141,573	2.229,303	2.356,000	2.300,728	2.117,313	2.132,011	2.233,802
PL				127,000	138,000	167,000	213,000	211,000	171,200
PT	1.862,860	2.651,710	2.374,244	2.353,935	2.110,323	2.750,416	1.772,898	1.773,916	2.206,288
RO							1.287,254	896,722	1.091,988
SI				791,004	701,000	496,000	620,714	475,193	616,782
SK				310,210	317,560	294,000	311,751	429,249	332,554
FI	167,700	186,830	167,800	177,900	181,800	186,000	183,300	199,700	181,379
SE	475,100	470,398	322,000	385,560	406,000	533,000	472,000	479,000	442,882
UK	3.412,500	3.748,572	3.906,751	4.009,616	3.940,000	3.581,000	3.456,000	3.000,000	3.631,805
Total	56.907,440	60.403,638	57.932,258	62.712,140	65.990,949	63.892,773	60.941,895	60.236,753	61.127,231

* (F)Définitif; (P)Provisoire; (E)Prévisionnel; (N/A)Inconnu

Paramètres les plus utilisés dans le secteur Vin, par campagne et par Etat Membre

Vins bénéficiant d'une appellation d'origine protégée (AOP) - Rubrique: Utilisation domestique totale
Source: DG AGRI Regl. (CE) 436/2009 - 1000 HL

	2009/2010(P)	Moyenne
BE	1.235,310	1.235,310
BG	5,522	5,522
CZ	521,280	521,280
DK	651,302	651,302
DE	13.540,003	13.540,003
EE	50,277	50,277
IE	351,573	351,573
EL	301,307	301,307
ES	4.740,789	4.740,789
FR	18.780,595	18.780,595
IT	5.616,085	5.616,085
CY	9,780	9,780
LV	56,562	56,562
LT	78,631	78,631
LU	267,854	267,854
HU	1.927,363	1.927,363
MT	22,055	22,055
NL	1.555,200	1.555,200
AT	2.155,965	2.155,965
PL	376,446	376,446
PT	2.631,524	2.631,524
RO	607,985	607,985
SI	549,513	549,513
SK	188,129	188,129
FI	197,283	197,283
SE	624,197	624,197
UK	3.128,774	3.128,774
Total	60.171,303	60.171,303

* (F)Définitif; (P)Provisoire; (E)Prévisionnel; (N/A)Inconnu

Paramètres les plus utilisés dans le secteur Vin, par campagne et par Etat Membre

Vins de qualité PRD - Rubrique: Consommation humaine - Source: DG AGRI Regl. (CE) 436/2009 - 1000 HL

	2000/2001(F)	2001/2002(F)	2002/2003(F)	2003/2004(F)	2004/2005(F)	2005/2006(F)	2006/2007(F)	2007/2008(F)	2008/2009(P)	Moyenne
BE	1.457,000	1.650,800	1.384,972	1.646,000	1.521,000	1.779,000	1.780,000	1.843,000	1.771,895	1.648,185
BG								80,539	34,000	57,270
CZ					560,600	553,700	179,400	257,409	1.560,453	622,312
DK	799,000	819,000	772,316	733,000	541,000	557,000	500,000	385,000	478,000	620,480
DE	11.023,000	12.471,000	12.176,429	11.512,316	11.330,000	11.913,000	11.777,000	11.922,000	11.787,524	11.768,030
EE					40,352	35,143	35,000	53,000	51,220	42,943
IE		144,000	126,222	164,300	196,700	188,000	23,000	224,000	368,000	159,358
EL	210,000	258,840	98,736	279,543	136,457	245,000	305,704	245,690	188,880	218,761
ES	6.741,000	7.032,000	6.728,509	6.773,000	7.173,000	7.303,000	7.207,000	6.286,000	6.515,982	6.862,166
FR	16.672,000	15.789,000	16.550,534	16.199,000	15.792,000	16.755,000	15.584,055	15.137,000	16.699,678	16.130,919
IT	6.645,000	6.761,000	8.805,338	7.699,646	7.401,852	8.455,000	8.111,648	8.333,000	6.408,738	7.624,580
CY					11,316	3,000	0,676	19,084	7,829	8,381
LV					11,900	-46,000	18,000	71,000	-0,900	10,800
LT					14,335	16,023	32,558	18,943	50,729	26,518
LU	220,000	212,000	225,758	221,085	206,000	190,000	267,000	383,000	208,300	237,016
HU					2.274,600	1.873,000	2.026,600	1.673,000	1.614,000	1.892,240
MT					14,100	16,400	17,300	32,000	23,000	20,560
NL	1.236,500	1.240,840	1.398,625	1.358,000	1.469,000	1.375,000	1.407,164	1.498,000	1.303,000	1.365,125
AT	1.868,965	2.234,800	2.307,290	2.099,573	2.187,303	2.335,900	2.280,628	2.094,313	2.108,011	2.168,531
PL					127,000	138,000	102,000	134,000	135,000	127,200
PT	1.506,000	1.385,860	2.225,710	2.254,046	2.222,935	1.889,323	2.518,416	1.606,898	1.765,916	1.930,567
RO								1.286,254	846,722	1.066,488
SI					773,004	690,000	486,000	607,714	464,113	604,166
SK					291,960	291,560	294,000	297,751	387,249	312,504
FI	98,000	167,700	186,830	167,800	177,900	181,800	186,000	183,300	199,700	172,114
SE	541,000	475,100	470,398	322,000	385,560	406,000	533,000	472,000	479,000	453,784
UK	2.911,000	3.406,500	3.748,572	3.906,751	4.009,616	3.940,000	3.581,000	3.456,000	2.999,860	3.551,033
Total	51.928,465	54.048,440	57.206,238	55.336,060	58.869,490	61.083,849	59.253,149	58.599,895	58.455,898	57.197,943

* (F)Définitif; (P)Provisoire; (E)Prévisionnel; (N/A)Inconnu

Paramètres les plus utilisés dans le secteur Vin, par campagne et par Etat Membre

Vins bénéficiant d'une appellation d'origine protégée (AOP) - Rubrique: Consommation humaine
Source: DG AGRI Regl. (CE) 436/2009 - 1000 HL

	2009/2010(P)	Moyenne
BE	1.229,240	1.229,240
BG	5,522	5,522
CZ	518,280	518,280
DK	651,302	651,302
DE	13.540,003	13.540,003
EE	50,277	50,277
IE	351,573	351,573
EL	276,307	276,307
ES	4.113,789	4.113,789
FR	18.034,595	18.034,595
IT	4.576,085	4.576,085
CY	9,185	9,185
LV	50,662	50,662
LT	78,531	78,531
LU	267,854	267,854
HU	1.859,163	1.859,163
MT	21,565	21,565
NL	1.537,200	1.537,200
AT	2.135,865	2.135,865
PL	344,646	344,646
PT	2.327,524	2.327,524
RO	607,585	607,585
SI	538,433	538,433
SK	154,159	154,159
FI	197,283	197,283
SE	624,197	624,197
UK	3.128,634	3.128,634
Total	57.229,458	57.229,458

* (F)Définitif; (P)Provisoire; (E)Prévisionnel; (N/A)Inconnu

Paramètres les plus utilisés dans le secteur Vin, par campagne et par Etat Membre

Vins de qualité PRD - Rubrique: Usages industriels - Source: DG AGRI Regl. (CE) 436/2009 - 1000 HL

	2000/2001(F)	2001/2002(F)	2002/2003(F)	2003/2004(F)	2004/2005(F)	2005/2006(F)	2006/2007(F)	2007/2008(F)	2008/2009(P)	Moyenne
BE									0,105	0,012
BG										
CZ										
DK										
DE	126,000									14,000
EE										
IE										
EL					40,000	40,000				8,889
ES	295,000	246,000	278,000	408,000	567,000	727,000	788,000	564,000	569,000	493,556
FR	1.801,000	1.340,000	1.660,000	1.371,000	2.174,000	2.844,000	2.397,000	900,000	496,000	1.664,778
IT	574,000	459,000	499,000	351,000	390,000	392,000	487,000	373,000	377,000	433,556
CY					0,197		13,610		0,070	2,775
LV										
LT										
LU										
HU					102,000	50,000	16,000	1,000	3,000	34,400
MT										
NL										
AT	72,310									8,034
PL										
PT	162,000	467,000	416,000	110,198	122,000	212,000	223,000	157,000		207,689
RO										
SI										
SK										
FI										
SE										
UK									0,140	0,016
Total	3.030,310	2.512,000	2.853,000	2.240,198	3.395,197	4.265,000	3.924,610	1.995,000	1.445,315	2.851,181

* (F)Définitif; (P)Provisoire; (E)Prévisionnel; (N/A)Inconnu

Paramètres les plus utilisés dans le secteur Vin, par campagne et par Etat Membre

Vins bénéficiant d'une appellation d'origine protégée (AOP) - Rubrique: Usages industriels
Source: DG AGRI Regl. (CE) 436/2009 - 1000 HL

	2009/2010(P)	Moyenne
BE	0,070	0,070
BG		
CZ		
DK		
DE		
EE		
IE		
EL		
ES	380,000	380,000
FR	688,000	688,000
IT	1.000,000	1.000,000
CY	0,035	0,035
LV		
LT		
LU		
HU	44,400	44,400
MT	0,490	0,490
NL		
AT		
PL		
PT	296,000	296,000
RO		
SI		
SK		
FI		
SE		
UK	0,140	0,140
Total	2.409,135	2.409,135

* (F)Définitif; (P)Provisoire; (E)Prévisionnel; (N/A)Inconnu

Paramètres les plus utilisés dans le secteur Vin, par campagne et par Etat Membre

Vins de qualité PRD - Rubrique: Usages industriels - distillations - alcool -
Source: DG AGRI Regl. (CE) 436/2009 - 1000 HL

	2000/2001(F)	2001/2002(F)	2002/2003(F)	2003/2004(F)	2004/2005(F)	2005/2006(F)	2006/2007(F)	2007/2008(F)	2008/2009(P)	Moyenne
BE									0,105	0,012
BG										
CZ										
DK										
DE	126,000									14,000
EE										
IE										
EL					40,000	40,000				8,889
ES	295,000	229,000	261,000	381,000	538,000	651,000	708,000	488,000	484,000	448,333
FR	1.801,000	1.340,000	1.660,000	1.371,000	2.174,000	2.844,000	2.397,000	900,000	496,000	1.664,778
IT	574,000	459,000	499,000	351,000	390,000	392,000	487,000	373,000	377,000	433,556
CY					0,197		5,210		0,070	1,095
LV										
LT										
LU										
HU					102,000	50,000	16,000	1,000	3,000	34,400
MT										
NL										
AT	72,310									8,034
PL										
PT	162,000	467,000	416,000	110,198	122,000	212,000	223,000	157,000		207,689
RO										
SI										
SK										
FI										
SE										
UK									0,140	0,016
Total	3.030,310	2.495,000	2.836,000	2.213,198	3.366,197	4.189,000	3.836,210	1.919,000	1.360,315	2.805,026

* (F)Définitif; (P)Provisoire; (E)Prévisionnel; (N/A)Inconnu

Paramètres les plus utilisés dans le secteur Vin, par campagne et par Etat Membre

Vins bénéficiant d'une appellation d'origine protégée (AOP) - Rubrique: Usages industriels - distillations - alcool - Source: DG AGRI Regl. (CE) 436/2009 - 1000 HL

	2009/2010(P)	Moyenne
BE	0,070	0,070
BG		
CZ		
DK		
DE		
EE		
IE		
EL		
ES	300,000	300,000
FR	688,000	688,000
IT	1.000,000	1.000,000
CY	0,035	0,035
LV		
LT		
LU		
HU	44,400	44,400
MT	0,490	0,490
NL		
AT		
PL		
PT	296,000	296,000
RO		
SI		
SK		
FI		
SE		
UK	0,140	0,140
Total	2.329,135	2.329,135

* (F)Définitif; (P)Provisoire; (E)Prévisionnel; (N/A)Inconnu

Paramètres les plus utilisés dans le secteur Vin, par campagne et par Etat Membre

Vins de qualité PRD - Rubrique: Usages industriels - distillations - alcool - eaux de vie d'appellation

Source: DG AGRI Regl. (CE) 436/2009 - 1000 HL

	2000/2001(F)	2001/2002(F)	2002/2003(F)	2003/2004(F)	2004/2005(F)	2005/2006(F)	2006/2007(F)	2007/2008(F)	2008/2009(P)	Moyenne
BE										
BG										
CZ										
DK										
DE										
EE										
IE										
EL										
ES										
FR										
IT						392,000				43,556
CY										
LV										
LT										
LU										
HU						15,000				3,000
MT										
NL										
AT										
PL										
PT						212,000				23,556
RO										
SI										
SK										
FI										
SE										
UK										
Total						619,000				68,778

* (F)Définitif; (P)Provisoire; (E)Prévisionnel; (N/A)Inconnu

Paramètres les plus utilisés dans le secteur Vin, par campagne et par Etat Membre

Vins bénéficiant d'une appellation d'origine protégée (AOP) - Rubrique: Usages industriels - distillations - alcool - eaux de vie d'appellation - Source: DG AGRI Regl. (CE) 436/2009- 1000 HL

	2009/2010(P)	Moyenne
BE		
BG		
CZ		
DK		
DE		
EE		
IE		
EL		
ES		
FR		
IT		
CY		
LV		
LT		
LU		
HU		
MT		
NL		
AT		
PL		
PT		
RO		
SI		
SK		
FI		
SE		
UK		
Total		

* (F)Définitif; (P)Provisoire; (E)Prévisionnel; (N/A)Inconnu

Paramètres les plus utilisés dans le secteur Vin, par campagne et par Etat Membre

Vins de qualité PRD - Rubrique: Utilisation industrielle - distillations - alcool - réglementation UE
Source: DG AGRI Regl. (CE) 436/2009 - 1000 HL

	2000/2001(F)	2001/2002(F)	2002/2003(F)	2003/2004(F)	2004/2005(F)	2005/2006(F)	2006/2007(F)	2007/2008(F)	2008/2009(P)	Moyenne
BE									0,105	0,012
BG										
CZ										
DK										
DE	126,000									14,000
EE										
IE										
EL					40,000					4,444
ES	295,000	229,000	261,000	381,000	538,000	651,000	708,000	488,000	484,000	448,333
FR	901,000	800,000	1.000,000	930,000	745,000	1.800,000	1.785,000	568,000	340,000	985,444
IT	574,000	459,000	499,000	351,000	390,000		487,000	373,000	377,000	390,000
CY					0,197				0,070	0,053
LV										
LT										
LU										
HU					102,000	9,000	1,000	1,000	1,000	22,800
MT										
NL										
AT	72,310									8,034
PL										
PT	162,000	467,000	416,000	110,198	122,000		223,000	157,000		184,133
RO										
SI										
SK										
FI										
SE										
UK									0,140	0,016
Total	2.130,310	1.955,000	2.176,000	1.772,198	1.937,197	2.460,000	3.204,000	1.587,000	1.202,315	2.047,113

* (F)Définitif; (P)Provisoire; (E)Prévisionnel; (N/A)Inconnu

Paramètres les plus utilisés dans le secteur Vin, par campagne et par Etat Membre

**Vins bénéficiant d'une appellation d'origine protégée (AOP) - Rubrique: Utilisation industrielle - distillations
- alcool - réglementation UE - Source: DG AGRI Regl. (CE) 436/2009 - 1000 HL**

	2009/2010(P)	Moyenne
BE	0,070	0,070
BG		
CZ		
DK		
DE		
EE		
IE		
EL		
ES	300,000	300,000
FR	688,000	688,000
IT	1.000,000	1.000,000
CY	0,035	0,035
LV		
LT		
LU		
HU	44,400	44,400
MT	0,490	0,490
NL		
AT		
PL		
PT	296,000	296,000
RO		
SI		
SK		
FI		
SE		
UK	0,140	0,140
Total	2.329,135	2.329,135

* (F)Définitif; (P)Provisoire; (E)Prévisionnel; (N/A)Inconnu

Paramètres les plus utilisés dans le secteur Vin, par campagne et par Etat Membre

Vins de qualité PRD - Rubrique: Utilisation industrielle - distillations - alcool - réglementation EM

Source: DG AGRI Regl. (CE) 436/2009 - 1000 HL

	2000/2001(F)	2001/2002(F)	2002/2003(F)	2003/2004(F)	2004/2005(F)	2005/2006(F)	2006/2007(F)	2007/2008(F)	2008/2009(P)	Moyenne
BE										
BG										
CZ										
DK										
DE										
EE										
IE										
EL						40,000				4,444
ES										
FR	900,000	540,000	660,000	441,000	1.429,000	1.044,000	612,000	332,000	156,000	679,333
IT										
CY							5,210			1,042
LV										
LT										
LU										
HU						26,000	15,000		2,000	8,600
MT										
NL										
AT										
PL										
PT										
RO										
SI										
SK										
FI										
SE										
UK										
Total	900,000	540,000	660,000	441,000	1.429,000	1.110,000	632,210	332,000	158,000	689,134

* (F)Définitif; (P)Provisoire; (E)Prévisionnel; (N/A)Inconnu

Paramètres les plus utilisés dans le secteur Vin, par campagne et par Etat Membre

Vins bénéficiant d'une appellation d'origine protégée (AOP) - Rubrique: Utilisation industrielle - distillations - alcool - réglementation EM - Source: DG AGRI Regl. (CE) 436/2009- 1000 HL

	2009/2010(P)	Moyenne
BE		
BG		
CZ		
DK		
DE		
EE		
IE		
EL		
ES		
FR		
IT		
CY		
LV		
LT		
LU		
HU		
MT		
NL		
AT		
PL		
PT		
RO		
SI		
SK		
FI		
SE		
UK		
Total		

* (F)Définitif; (P)Provisoire; (E)Prévisionnel; (N/A)Inconnu

Paramètres les plus utilisés dans le secteur Vin, par campagne et par Etat Membre

Vins de qualité PRD - Rubique: Usages industriels - production de vinaigre -
Source: DG AGRI Regl. (CE) 436/2009 - 1000 HL

	2000/2001(F)	2001/2002(F)	2002/2003(F)	2003/2004(F)	2004/2005(F)	2005/2006(F)	2006/2007(F)	2007/2008(F)	2008/2009(P)	Moyenne
BE										
BG										
CZ										
DK										
DE										
EE										
IE										
EL										
ES		17,000	17,000	27,000	29,000	76,000	80,000	76,000	85,000	45,222
FR										
IT										
CY							8,400			1,680
LV										
LT										
LU										
HU										
MT										
NL										
AT										
PL										
PT										
RO										
SI										
SK										
FI										
SE										
UK										
Total		17,000	17,000	27,000	29,000	76,000	88,400	76,000	85,000	46,156

* (F)Définitif; (P)Provisoire; (E)Prévisionnel; (N/A)Inconnu

Paramètres les plus utilisés dans le secteur Vin, par campagne et par Etat Membre

Vins bénéficiant d'une appellation d'origine protégée (AOP) - Rubrique: Usages industriels - production de vinaigre
 Source: DG AGRI Regl. (CE) 436/2009 - 1000 HL

	2009/2010(P)	Moyenne
BE		
BG		
CZ		
DK		
DE		
EE		
IE		
EL		
ES	80,000	80,000
FR		
IT		
CY		
LV		
LT		
LU		
HU		
MT		
NL		
AT		
PL		
PT		
RO		
SI		
SK		
FI		
SE		
UK		
Total	80,000	80,000

* (F)Définitif; (P)Provisoire; (E)Prévisionnel; (N/A)Inconnu

Paramètres les plus utilisés dans le secteur Vin, par campagne et par Etat Membre

Vins de qualité PRD - Rubrique: Transformations - Source: DG AGRI Regl. (CE) 436/2009 - 1000 HL

	2000/2001(F)	2001/2002(F)	2002/2003(F)	2003/2004(F)	2004/2005(F)	2005/2006(F)	2006/2007(F)	2007/2008(F)	2008/2009(P)	Moyenne
BE										
BG										
CZ										
DK										
DE										
EE										
IE										
EL										
ES						219,000	210,000	212,000		71,222
FR										
IT										
CY							4,154			0,831
LV										
LT										
LU										
HU						5,000	10,000	4,000	3,000	4,400
MT										
NL										
AT										
PL							41,000	51,000	51,000	28,600
PT										
RO										
SI										
SK					16,470	19,000				7,094
FI										
SE										
UK										
Total					16,470	243,000	265,154	267,000	54,000	93,958

* (F)Définitif; (P)Provisoire; (E)Prévisionnel; (N/A)Inconnu

Paramètres les plus utilisés dans le secteur Vin, par campagne et par Etat Membre

Vins bénéficiant d'une appellation d'origine protégée (AOP) - Rubrique: Transformations
 Source: DG AGRI Regl. (CE) 436/2009 - 1000 HL

	2009/2010(P)	Moyenne
BE		
BG		
CZ		
DK		
DE		
EE		
IE		
EL		
ES		
FR		
IT		
CY		
LV		
LT		
LU		
HU	1,800	1,800
MT		
NL		
AT		
PL	19,000	19,000
PT		
RO		
SI		
SK		
FI		
SE		
UK		
Total	20,800	20,800

* (F)Définitif; (P)Provisoire; (E)Prévisionnel; (N/A)Inconnu

Paramètres les plus utilisés dans le secteur Vin, par campagne et par Etat Membre

Vins de qualité PRD - Rubrique: Pertes - Source: DG AGRI Regl. (CE) 436/2009 - 1000 HL

	2000/2001(F)	2001/2002(F)	2002/2003(F)	2003/2004(F)	2004/2005(F)	2005/2006(F)	2006/2007(F)	2007/2008(F)	2008/2009(P)	Moyenne
BE	6,000	6,000	6,000		6,000	6,000	6,000	6,000	6,000	5,333
BG										
CZ								-370,000		-74,000
DK										
DE										
EE										
IE										
EL	10,000	10,000	10,000	10,000	10,000	10,000	10,000	1,000	5,000	8,444
ES	265,000	205,000	201,000	222,000	231,000	230,000	242,000	237,000		203,667
FR	150,000	40,000	40,000	32,000	32,000	25,000	51,000	38,000	25,000	48,111
IT	40,000	40,000	40,000	40,000	40,000	40,000	40,000	40,000	40,000	40,000
CY							0,560		0,560	0,224
LV					0,200			1,000	5,900	1,420
LT					0,300		0,200	1,000		0,300
LU										
HU					24,200	25,000	21,000	20,000	21,000	22,240
MT										
NL	16,000		16,000		17,000	16,000	16,000	18,000	18,000	13,000
AT	26,000	30,000	21,400	42,000	42,000	20,100	20,100	23,000	24,000	27,622
PL							24,000	28,000	25,000	15,400
PT	10,000	10,000	10,000	10,000	9,000	9,000	9,000	9,000	8,000	9,333
RO								1,000	50,000	25,500
SI					18,000	11,000	10,000	13,000	11,080	12,616
SK					1,780	7,000		14,000	42,000	12,956
FI										
SE										
UK		6,000								0,667
Total	523,000	347,000	344,400	356,000	431,480	399,100	449,860	80,000	281,540	356,931

* (F)Définitif; (P)Provisoire; (E)Prévisionnel; (N/A)Inconnu

Paramètres les plus utilisés dans le secteur Vin, par campagne et par Etat Membre

**Vins bénéficiant d'une appellation d'origine protégée (AOP) - Rubrique: Pertes -
Source: DG AGRI Regl. (CE) 436/2009 - 1000 HL**

	2009/2010(P)	Moyenne
BE	6,000	6,000
BG		
CZ	3,000	3,000
DK		
DE		
EE		
IE		
EL	25,000	25,000
ES	247,000	247,000
FR	58,000	58,000
IT	40,000	40,000
CY	0,560	0,560
LV	5,900	5,900
LT	0,100	0,100
LU		
HU	22,000	22,000
MT		
NL	18,000	18,000
AT	20,100	20,100
PL	12,800	12,800
PT	8,000	8,000
RO	0,400	0,400
SI	11,080	11,080
SK	33,970	33,970
FI		
SE		
UK		
Total	511,910	511,910

* (F)Définitif; (P)Provisoire; (E)Prévisionnel; (N/A)Inconnu

Paramètres les plus utilisés dans le secteur Vin, par campagne et par Etat Membre

Vins de qualité PRD - Rubrique: Stocks finaux - Source: DG AGRI Regl. (CE) 436/2009 - 1000 HL

	2000/2001(F)	2001/2002(F)	2002/2003(F)	2003/2004(F)	2004/2005(F)	2005/2006(F)	2006/2007(F)	2007/2008(F)	2008/2009(P)	Moyenne
BE	319,000	257,000	460,000	483,000	391,000	364,000	378,000	367,000	344,000	373,667
BG								138,461	119,000	128,731
CZ					193,700	90,000	361,000	1.278,591	589,739	502,606
DK	90,000	84,000	90,000	97,000	119,000	119,000	119,000	277,000	277,000	141,333
DE	11.916,000	10.628,000	10.480,000	9.157,000	9.565,000	9.349,000	8.602,000	8.887,000	8.756,715	9.704,524
EE					7,143	9,000	11,000	12,000	9,780	9,785
IE	34,000	33,000	43,000	33,700	27,000	27,000	210,000	235,000	103,000	82,856
EL	250,000	330,140	379,000	390,457	507,000	473,000	454,000	425,310	495,430	411,593
ES	21.799,000	21.659,000	21.181,000	21.681,000	22.164,000	21.732,000	21.522,000	23.124,000	22.733,018	21.955,002
FR	38.127,000	41.115,000	41.362,000	39.576,000	43.277,000	41.919,000	41.786,000	42.453,000	40.952,322	41.174,147
IT	12.481,000	12.714,000	12.046,498	12.747,852	14.822,000	15.354,000	15.756,000	15.971,000	16.436,000	14.258,706
CY					16,000	25,000	18,000	17,916	22,457	19,875
LV					8,000	22,000	18,000	22,000	14,000	16,800
LT					5,023	4,000	7,000	7,057	6,328	5,882
LU	138,000	219,000	200,000	190,000	213,000	225,000	177,000	169,000	175,700	189,633
HU					1.897,000	1.537,000	1.240,000	1.484,000	1.782,000	1.588,000
MT					18,400	15,000	14,000	10,000	6,000	12,680
NL	264,000	243,050	238,000	166,506	78,000	117,000	112,000	121,000	205,000	171,617
AT	2.205,725	2.125,300	2.123,100	2.219,303	2.303,000	2.106,000	1.908,000	2.122,687	2.392,176	2.167,255
PL							14,000	20,000	18,000	10,400
PT	5.544,000	6.925,030	6.264,000	6.086,258	6.052,323	6.069,000	5.640,000	5.360,102	5.412,186	5.928,100
RO								505,746	568,024	536,885
SI					338,000	313,000	284,000	301,286	329,093	313,076
SK					254,560	240,000	257,000	296,249	306,000	270,762
FI	34,500	39,800	33,500	31,700	28,800	27,000	33,000	33,700	35,000	33,000
SE	53,000	100,000	56,000	89,000	128,440	118,000	60,000	75,000	77,000	84,049
UK	415,000	412,000	434,000	321,000	291,938	292,000	192,000	228,000	156,000	304,660
Total	93.670,225	96.884,320	95.390,098	93.269,776	102.705,327	100.546,000	99.173,000	103.942,105	102.320,968	98.655,758

* (F)Définitif; (P)Provisoire; (E)Prévisionnel; (N/A)Inconnu

Paramètres les plus utilisés dans le secteur Vin, par campagne et par Etat Membre

**Vins bénéficiant d'une appellation d'origine protégée (AOP) - Rubrique: Stocks finaux -
Source: DG AGRI Regl. (CE) 436/2009 - 1000 HL**

	2009/2010(P)	Moyenne
BE	281,000	281,000
BG	108,660	108,660
CZ	999,759	999,759
DK		
DE	8.412,723	8.412,723
EE	9,867	9,867
IE	81,000	81,000
EL	479,885	479,885
ES	24.904,000	24.904,000
FR	42.185,408	42.185,408
IT	16.287,892	16.287,892
CY	19,897	19,897
LV		
LT	5,700	5,700
LU	184,000	184,000
HU	1.531,689	1.531,689
MT	12,200	12,200
NL	134,581	134,581
AT	2.112,808	2.112,808
PL	18,320	18,320
PT	5.261,125	5.261,125
RO	692,001	692,001
SI	298,000	298,000
SK	228,121	228,121
FI	36,126	36,126
SE	167,000	167,000
UK	156,000	156,000
Total	104.607,762	104.607,762

* (F)Définitif; (P)Provisoire; (E)Prévisionnel; (N/A)Inconnu

Paramètres les plus utilisés dans le secteur Vin, par campagne et par Etat Membre

Vins de qualité PRD - Rubrique: Stocks finaux - aux producteurs - Source: DG AGRI Regl. (CE) 436/2009 - 1000 HL

	2000/2001(F)	2001/2002(F)	2002/2003(F)	2003/2004(F)	2004/2005(F)	2005/2006(F)	2006/2007(F)	2007/2008(F)	2008/2009(P)	Moyenne
BE		20,000	1,000	1,000	32,000	35,000	34,000	38,000	37,000	22,000
BG								138,461	119,000	128,731
CZ					180,000	74,000	216,000	906,656	397,120	354,755
DK	1,000			0,084						0,120
DE	8.828,000	7.631,000	7.645,000	6.412,000	6.641,000	6.405,000	5.833,000	6.186,000	6.565,904	6.905,212
EE										
IE										
EL	225,000	299,980	341,000	330,741	452,000	421,000	405,000	377,400	438,879	365,667
ES	18.765,000	18.651,000	18.333,000	18.025,000	19.189,000	18.790,000	18.741,000	20.501,000	20.537,749	19.059,194
FR	25.221,000	26.219,000	26.545,000	25.542,000	28.552,000	27.494,000	26.884,000	26.427,000	25.754,000	26.515,333
IT	9.243,343	9.262,000	8.806,352	8.774,842	10.804,438	11.348,000	11.644,000	11.489,000	12.384,000	10.417,331
CY					16,000	25,000	18,000	17,916	18,566	19,096
LV					4,000	5,000	5,000	14,000	6,000	6,800
LT										
LU	112,000	145,000	158,000	144,000	163,000	183,000	158,000	169,000	175,700	156,411
HU					1.897,000	569,000	496,000	444,000	356,000	752,400
MT					15,800	11,000	10,000	6,000	4,000	9,360
NL										
AT	1.597,304	1.248,400	1.705,900	1.707,785	1.736,000	1.555,000	1.392,000	1.576,657	1.769,917	1.587,663
PL							3,000			0,600
PT	2.544,000	2.995,890	3.135,000	3.121,800	3.355,685	3.297,000	2.989,000	2.976,394	2.801,816	3.024,065
RO								498,881	567,170	533,026
SI					338,000	313,000	284,000	301,286	329,093	313,076
SK					229,800	223,000	246,000	274,089	306,000	255,778
FI										
SE										
UK		3,000	432,000	5,000			10,000	10,000		51,111
Total	66.536,647	66.475,270	67.102,252	64.064,252	73.605,723	70.748,000	69.368,000	72.351,740	72.567,914	69.202,200

* (F)Définitif; (P)Provisoire; (E)Prévisionnel; (N/A)Inconnu

Paramètres les plus utilisés dans le secteur Vin, par campagne et par Etat Membre

Vins bénéficiant d'une appellation d'origine protégée (AOP) - Rubrique: Stocks finaux - aux producteurs
Source: DG AGRI Regl. (CE) 436/2009 - 1000 HL

	2009/2010(P)	Moyenne
BE	27,000	27,000
BG	101,042	101,042
CZ	982,293	982,293
DK		
DE	6.259,691	6.259,691
EE		
IE		
EL	431,163	431,163
ES	22.165,000	22.165,000
FR	26.899,605	26.899,605
IT	12.025,372	12.025,372
CY	15,811	15,811
LV		
LT		
LU	184,000	184,000
HU	305,994	305,994
MT	9,500	9,500
NL		
AT	1.513,302	1.513,302
PL	0,166	0,166
PT	2.914,949	2.914,949
RO	688,377	688,377
SI	298,000	298,000
SK	219,283	219,283
FI		
SE		
UK		
Total	75.040,547	75.040,547

* (F)Définitif; (P)Provisoire; (E)Prévisionnel; (N/A)Inconnu

Paramètres les plus utilisés dans le secteur Vin, par campagne et par Etat Membre

Vins de qualité PRD - Rubrique: Stocks finaux - au commerce - Source: DG AGRI Regl. (CE) 436/2009 - 1000 HL

	2000/2001(F)	2001/2002(F)	2002/2003(F)	2003/2004(F)	2004/2005(F)	2005/2006(F)	2006/2007(F)	2007/2008(F)	2008/2009(P)	Moyenne
BE	319,000	237,000	459,000	482,000	359,000	329,000	344,000	329,000	307,000	351,667
BG										
CZ					13,700	16,000	145,000	371,935	192,619	147,851
DK	89,000	84,000	90,000	96,916	119,000	119,000	119,000	277,000	277,000	141,213
DE	3.088,000	2.997,000	2.835,000	2.745,000	2.924,000	2.944,000	2.769,000	2.701,000	2.190,811	2.799,312
EE					7,143	9,000	11,000	12,000	9,780	9,785
IE	34,000	33,000	43,000	33,700	27,000	27,000	210,000	235,000	103,000	82,856
EL	25,000	30,160	38,000	59,716	55,000	52,000	49,000	47,910	56,551	45,926
ES	3.034,000	3.008,000	2.848,000	3.656,000	2.975,000	2.942,000	2.781,000	2.623,000	2.195,269	2.895,808
FR	12.906,000	14.896,000	14.817,000	14.034,000	14.725,000	14.425,000	14.902,000	16.026,000	15.198,322	14.658,814
IT	3.237,657	3.452,000	3.240,146	3.973,010	4.017,562	4.006,000	4.112,000	4.482,000	4.052,000	3.841,375
CY									3,891	0,778
LV					4,000	17,000	13,000	8,000	8,000	10,000
LT					5,023	4,000	7,000	7,057	6,328	5,882
LU	26,000	74,000	42,000	46,000	50,000	42,000	19,000			33,222
HU						968,000	744,000	1.040,000	1.426,000	835,600
MT					2,600	4,000	4,000	4,000	2,000	3,320
NL	264,000	243,050	238,000	166,506	78,000	117,000	112,000	121,000	205,000	171,617
AT	608,421	876,900	417,200	511,518	567,000	551,000	516,000	546,030	622,259	579,592
PL							11,000	20,000	18,000	9,800
PT	3.000,000	3.929,140	3.129,000	2.964,458	2.696,638	2.772,000	2.651,000	2.383,708	2.610,370	2.904,035
RO								6,865	0,854	3,860
SI										
SK					24,760	17,000	11,000	22,160		14,984
FI	34,500	39,800	33,500	31,700	28,800	27,000	33,000	33,700	35,000	33,000
SE	53,000	100,000	56,000	89,000	128,440	118,000	60,000	75,000	77,000	84,049
UK	415,000	409,000	2,000	316,000	291,938	292,000	182,000	218,000	156,000	253,549
Total	27.133,578	30.409,050	28.287,846	29.205,524	29.099,604	29.798,000	29.805,000	31.590,365	29.753,054	29.453,558

* (F)Définitif; (P)Provisoire; (E)Prévisionnel; (N/A)Inconnu

Paramètres les plus utilisés dans le secteur Vin, par campagne et par Etat Membre

Vins bénéficiant d'une appellation d'origine protégée (AOP) - Rubrique: Stocks finaux - au commerce

Source: DG AGRI Regl. (CE) 436/2009 - 1000 HL

	2009/2010(P)	Moyenne
BE	254,000	254,000
BG	7,619	7,619
CZ	17,466	17,466
DK		
DE	2.153,032	2.153,032
EE	9,867	9,867
IE	81,000	81,000
EL	48,723	48,723
ES	2.739,000	2.739,000
FR	15.285,803	15.285,803
IT	4.262,520	4.262,520
CY	4,086	4,086
LV		
LT	5,700	5,700
LU		
HU	1.225,695	1.225,695
MT	2,700	2,700
NL	134,581	134,581
AT	599,506	599,506
PL	18,154	18,154
PT	2.346,176	2.346,176
RO	3,624	3,624
SI		
SK	8,838	8,838
FI	36,126	36,126
SE	167,000	167,000
UK	156,000	156,000
Total	29.567,215	29.567,215

* (F)Définitif; (P)Provisoire; (E)Prévisionnel; (N/A)Inconnu

Paramètres les plus utilisés dans le secteur Vin, par campagne et par Etat Membre

Vins de qualité PRD - Rubrique: Variation annuel des stocks - Source: DG AGRI Regl. (CE) 436/2009 - 1000 HL

	2000/2001(F)	2001/2002(F)	2002/2003(F)	2003/2004(F)	2004/2005(F)	2005/2006(F)	2006/2007(F)	2007/2008(F)	2008/2009(P)	Moyenne
BE	16,000	-10,000	203,000	23,000	-92,000	-27,000	19,000	-11,000	-23,000	10,889
BG								-96,539	-19,000	-57,770
CZ					49,400	-103,700	270,600	917,591	-688,853	89,008
DK	3,000			7,000	22,000			158,000		21,111
DE	381,000	-1.288,000	-148,000	-1.323,000	408,000	-216,000	-747,000	285,000	-130,285	-308,698
EE					0,648	1,857	2,000	1,000	-2,220	0,657
IE	1,000		10,000	-9,300	-6,700		183,000	25,000	-132,000	7,889
EL	-25,000		49,000	11,457	116,543	-34,000	-18,704	-28,690	70,120	15,636
ES	3.936,000	-140,000	-478,000	500,000	483,000	-432,000	289,000	1.602,000	-390,982	596,558
FR	2.524,000	2.988,000	247,000	-1.786,000	3.701,000	-1.358,000	-133,055	667,000	-1.500,678	594,363
IT	372,000	233,000	-667,502	701,354	2.074,148	532,000	402,352	215,000	464,865	480,802
CY					1,324	9,000	-2,000	-0,084	4,541	2,556
LV					5,900	14,000	-4,000	4,000	-8,000	2,380
LT					1,365	-1,023	3,242	0,057	-0,729	0,582
LU	-19,000		-19,000	-10,000	23,000	12,000	-48,000	-8,000	6,700	-6,922
HU					-327,000	-360,000	-312,600	244,000	298,000	-91,520
MT					-0,100	-3,400	-1,300	-4,000	-4,000	-2,560
NL	-14,000	-20,940	-13,000	-71,000	-89,000	39,000	-5,164	9,000	84,000	-9,012
AT	83,725	-85,590	-87,700	96,203	83,697	-197,000	-197,728	214,687	269,489	19,976
PL							14,000	6,000	-2,000	3,600
PT	668,879	1.382,040	-675,000	-177,742	-33,935	16,677	-428,416	-279,898	52,084	58,299
RO								-744,254	62,278	-340,988
SI					70,996	-25,000	-29,000	17,286	27,807	12,418
SK					0,430	-14,560	17,000	39,249	9,751	10,374
FI	-0,200	39,800	-6,300	-1,800	-2,900	-1,800	8,000	0,700	1,300	4,089
SE	-31,000	47,000	-44,000	33,000	39,440	-10,000	-58,000	15,000	2,000	-0,729
UK	114,000	-5,000	22,000	-113,000	-29,062		-100,000	36,000	-36,000	-12,340
Total	8.010,404	3.140,310	-1.607,502	-2.119,828	6.500,194	-2.158,949	-876,773	3.284,105	-1.584,811	1.398,572

* (F)Définitif; (P)Provisoire; (E)Prévisionnel; (N/A)Inconnu

Paramètres les plus utilisés dans le secteur Vin, par campagne et par Etat Membre

Vins bénéficiant d'une appellation d'origine protégée (AOP) - Rubrique: Variation annuel des stocks
Source: DG AGRI Regl. (CE) 436/2009 - 1000 HL

	2009/2010(P)	Moyenne
BE	-62,000	-62,000
BG	-10,365	-10,365
CZ	409,759	409,759
DK	-277,000	-277,000
DE	-344,277	-344,277
EE	-0,133	-0,133
IE	-18,000	-18,000
EL	-16,115	-16,115
ES	2.170,000	2.170,000
FR	1.236,408	1.236,408
IT	-148,108	-148,108
CY	-3,103	-3,103
LV	-14,000	-14,000
LT	-0,500	-0,500
LU	8,300	8,300
HU	-250,311	-250,311
MT	6,200	6,200
NL	-70,419	-70,419
AT	-279,092	-279,092
PL	0,320	0,320
PT	-149,675	-149,675
RO	123,981	123,981
SI	-31,000	-31,000
SK	-77,929	-77,929
FI	-7,274	-7,274
SE	90,000	90,000
UK		
Total	2.285,667	2.285,667

* (F)Définitif; (P)Provisoire; (E)Prévisionnel; (N/A)Inconnu

Paramètres les plus utilisés dans le secteur Vin, par campagne et par Etat Membre

Vins bénéficiant d'une indication géographique protégée (IGP) - Rubrique: Stocks initiaux
Source: DG AGRI Regl. (CE) 436/2009 - 1000 HL

	2009/2010(P)	Moyenne
BE	39,000	39,000
BG	461,171	461,171
CZ	56,300	56,300
DK	193,000	193,000
DE	1.029,600	1.029,600
EE	3,700	3,700
IE	15,000	15,000
EL	553,200	553,200
ES	2.055,100	2.055,100
FR	7.683,400	7.683,400
IT	13.006,500	13.006,500
CY	50,500	50,500
LV		
LT	5,300	5,300
LU	27,000	27,000
HU	474,500	474,500
MT		
NL	95,000	95,000
AT	281,400	281,400
PL		
PT	1.389,100	1.389,100
RO	566,200	566,200
SI	81,000	81,000
SK	7,630	7,630
FI	11,000	11,000
SE	63,000	63,000
UK	197,000	197,000
Total	28.344,601	28.344,601

* (F)Définitif; (P)Provisoire; (E)Prévisionnel; (N/A)Inconnu

Paramètres les plus utilisés dans le secteur Vin, par campagne et par Etat Membre

Vins bénéficiant d'une indication géographique protégée (IGP) - Rubrique: Stocks initiaux - aux producteurs
Source: DG AGRI Regl. (CE) 436/2009 - 1000 HL

	2009/2010(P)	Moyenne
BE	4,000	4,000
BG	461,171	461,171
CZ	49,700	49,700
DK		
DE	204,600	204,600
EE		
IE		
EL	526,800	526,800
ES	1.793,700	1.793,700
FR	5.254,900	5.254,900
IT	7.708,220	7.708,220
CY	47,000	47,000
LV		
LT		
LU	27,000	27,000
HU	94,500	94,500
MT		
NL		
AT	203,800	203,800
PL		
PT	1.048,600	1.048,600
RO	564,000	564,000
SI	78,000	78,000
SK	7,630	7,630
FI		
SE		
UK		
Total	18.073,621	18.073,621

* (F)Définitif; (P)Provisoire; (E)Prévisionnel; (N/A)Inconnu

Paramètres les plus utilisés dans le secteur Vin, par campagne et par Etat Membre

Vins bénéficiant d'une indication géographique protégée (IGP) - Rubrique: Stocks initiaux - au commerce
Source: DG AGRI Regl. (CE) 436/2009 - 1000 HL

	2009/2010(P)	Moyenne
BE	35,000	35,000
BG		
CZ	6,600	6,600
DK	193,000	193,000
DE	825,000	825,000
EE	3,700	3,700
IE	15,000	15,000
EL	26,400	26,400
ES	261,400	261,400
FR	2.428,500	2.428,500
IT	5.298,280	5.298,280
CY	3,500	3,500
LV		
LT	5,300	5,300
LU		
HU	380,000	380,000
MT		
NL	95,000	95,000
AT	77,600	77,600
PL		
PT	340,500	340,500
RO	2,200	2,200
SI	3,000	3,000
SK		
FI	11,000	11,000
SE	63,000	63,000
UK	197,000	197,000
Total	10.270,980	10.270,980

* (F)Définitif; (P)Provisoire; (E)Prévisionnel; (N/A)Inconnu

Paramètres les plus utilisés dans le secteur Vin, par campagne et par Etat Membre

Vins bénéficiant d'une indication géographique protégée (IGP) - Rubrique: Production totale
Source: DG AGRI Regl. (CE) 436/2009 - 1000 HL

	2009/2010(P)	Moyenne
BE		
BG	425,000	425,000
CZ	147,000	147,000
DK		
DE	87,000	87,000
EE		
IE		
EL	485,000	485,000
ES	2.924,000	2.924,000
FR	12.520,581	12.520,581
IT	15.127,000	15.127,000
CY	51,000	51,000
LV		
LT		
LU		
HU	919,000	919,000
MT	10,000	10,000
NL		
AT	46,000	46,000
PL		
PT	1.269,000	1.269,000
RO	1.228,000	1.228,000
SI	100,000	100,000
SK		
FI		
SE		
UK	6,000	6,000
Total	35.344,581	35.344,581

* (F)Définitif; (P)Provisoire; (E)Prévisionnel; (N/A)Inconnu

Paramètres les plus utilisés dans le secteur Vin, par campagne et par Etat Membre

Vins bénéficiant d'une indication géographique protégée (IGP) - Rubrique: Production utilisable
Source: DG AGRI Regl. (CE) 436/2009 - 1000 HL

	2009/2010(P)	Moyenne
BE		
BG	425,000	425,000
CZ	147,000	147,000
DK		
DE	87,000	87,000
EE		
IE		
EL	485,000	485,000
ES	2.924,000	2.924,000
FR	12.520,581	12.520,581
IT	15.127,000	15.127,000
CY	51,000	51,000
LV		
LT		
LU		
HU	919,000	919,000
MT	10,000	10,000
NL		
AT	46,000	46,000
PL		
PT	1.269,000	1.269,000
RO	1.228,000	1.228,000
SI	100,000	100,000
SK		
FI		
SE		
UK	6,000	6,000
Total	35.344,581	35.344,581

* (F)Définitif; (P)Provisoire; (E)Prévisionnel; (N/A)Inconnu

Paramètres les plus utilisés dans le secteur Vin, par campagne et par Etat Membre

Vins bénéficiant d'une indication géographique protégée (IGP) - Rubrique: Importations - intra et extra volume (hl)
Source: DG AGRI Regl. (CE) 436/2009 - 1000 HL

	2009/2010(P)	Moyenne
BE	243,902	243,902
BG	3,604	3,604
CZ	161,301	161,301
DK	68,560	68,560
DE	1.376,745	1.376,745
EE	25,007	25,007
IE	58,182	58,182
EL	6,939	6,939
ES	39,974	39,974
FR	339,055	339,055
IT	92,534	92,534
CY	13,987	13,987
LV	70,219	70,219
LT	133,729	133,729
LU	20,685	20,685
HU	12,425	12,425
MT	7,029	7,029
NL	537,643	537,643
AT	108,185	108,185
PL	235,395	235,395
PT	113,523	113,523
RO	7,534	7,534
SI	20,278	20,278
SK	73,616	73,616
FI	81,843	81,843
SE	228,231	228,231
UK	1.520,340	1.520,340
Total	5.600,461	5.600,461

* (F)Définitif; (P)Provisoire; (E)Prévisionnel; (N/A)Inconnu

Paramètres les plus utilisés dans le secteur Vin, par campagne et par Etat Membre

Vins bénéficiant d'une indication géographique protégée (IGP) - Rubrique: Importations - volume extra de l'UE (hl)
Source: DG AGRI Regl. (CE) 436/2009 - 1000 HL

	2009/2010(P)	Moyenne
BE	1,920	1,920
BG	0,002	0,002
CZ	0,077	0,077
DK	0,035	0,035
DE	0,146	0,146
EE	0,050	0,050
IE	6,157	6,157
EL	0,167	0,167
ES	0,084	0,084
FR	3,391	3,391
IT	0,416	0,416
CY	0,180	0,180
LV	1,000	1,000
LT	0,848	0,848
LU	0,170	0,170
HU		
MT	0,144	0,144
NL	20,198	20,198
AT		
PL	2,076	2,076
PT	0,070	0,070
RO	0,016	0,016
SI	0,008	0,008
SK	0,005	0,005
FI	7,746	7,746
SE	2,867	2,867
UK	91,047	91,047
Total	138,818	138,818

* (F)Définitif; (P)Provisoire; (E)Prévisionnel; (N/A)Inconnu

Paramètres les plus utilisés dans le secteur Vin, par campagne et par Etat Membre

Vins bénéficiant d'une indication géographique protégée (IGP) - Rubrique: Importations - Intra UE
Source: DG AGRI Regl. (CE) 436/2009 - 1000 HL

	2009/2010(P)	Moyenne
BE	241,982	241,982
BG	3,602	3,602
CZ	161,224	161,224
DK	68,525	68,525
DE	1.376,599	1.376,599
EE	24,956	24,956
IE	52,026	52,026
EL	6,772	6,772
ES	39,890	39,890
FR	335,664	335,664
IT	92,118	92,118
CY	13,808	13,808
LV	69,219	69,219
LT	132,880	132,880
LU	20,515	20,515
HU	12,425	12,425
MT	6,885	6,885
NL	517,445	517,445
AT	108,185	108,185
PL	233,319	233,319
PT	113,453	113,453
RO	7,518	7,518
SI	20,270	20,270
SK	73,611	73,611
FI	74,097	74,097
SE	225,364	225,364
UK	1.429,293	1.429,293
Total	5.461,644	5.461,644

* (F)Définitif; (P)Provisoire; (E)Prévisionnel; (N/A)Inconnu

Paramètres les plus utilisés dans le secteur Vin, par campagne et par Etat Membre

Vins bénéficiant d'une indication géographique protégée (IGP) - Rubrique: Exportations - Intra et Extra en volume (hl)
- Source: DG AGRI Regl. (CE) 436/2009 - 1000 HL

	2009/2010(P)	Moyenne
BE	15,544	15,544
BG	111,810	111,810
CZ	24,016	24,016
DK	29,028	29,028
DE	221,242	221,242
EE	5,336	5,336
IE	2,325	2,325
EL	37,107	37,107
ES	1.235,671	1.235,671
FR	4.743,600	4.743,600
IT	4.749,018	4.749,018
CY	2,773	2,773
LV	63,162	63,162
LT	110,811	110,811
LU	8,562	8,562
HU	194,686	194,686
MT	0,002	0,002
NL	18,795	18,795
AT	87,433	87,433
PL	2,300	2,300
PT	479,615	479,615
RO	18,856	18,856
SI	1,101	1,101
SK	20,716	20,716
FI	4,469	4,469
SE	7,293	7,293
UK	93,736	93,736
Total	12.289,007	12.289,007

* (F)Définitif; (P)Provisoire; (E)Prévisionnel; (N/A)Inconnu

Paramètres les plus utilisés dans le secteur Vin, par campagne et par Etat Membre

**Vins bénéficiant d'une indication géographique protégée (IGP) - Rubrique: Exportations - Intra et Extra en volume (hl)
par rapport à la production vinifiée- Source: DG AGRI Regl. (CE) 436/2009 - en %**

	2009/2010(P)	Moyenne
BE	-	-
BG	26%	26%
CZ	16%	16%
DK	-	-
DE	254%	254%
EE	-	-
IE	-	-
EL	8%	8%
ES	42%	42%
FR	38%	38%
IT	31%	31%
CY	5%	5%
LV	-	-
LT	-	-
LU	-	-
HU	21%	21%
MT	-	-
NL	-	-
AT	190%	190%
PL	-	-
PT	38%	38%
RO	2%	2%
SI	1%	1%
SK	-	-
FI	-	-
SE	-	-
UK	-	-
Total	35%	35%

* (F)Définitif; (P)Provisoire; (E)Prévisionnel; (N/A)Inconnu

Paramètres les plus utilisés dans le secteur Vin, par campagne et par Etat Membre

Vins bénéficiant d'une indication géographique protégée (IGP) - Rubrique: Exportations - extra UE en Volume (hl)
Source: DG AGRI Regl. (CE) 436/2009 - 1000 HL

	2009/2010(P)	Moyenne
BE	2,745	2,745
BG	24,961	24,961
CZ	0,000	0,000
DK	0,889	0,889
DE	49,667	49,667
EE	2,058	2,058
IE	0,007	0,007
EL	6,935	6,935
ES	280,703	280,703
FR	1.573,256	1.573,256
IT	1.711,650	1.711,650
CY	1,203	1,203
LV	62,640	62,640
LT	110,405	110,405
LU	0,001	0,001
HU	18,721	18,721
MT	0,002	0,002
NL	8,703	8,703
AT	12,959	12,959
PL	2,292	2,292
PT	168,423	168,423
RO	6,273	6,273
SI	0,449	0,449
SK	0,480	0,480
FI	0,639	0,639
SE	2,121	2,121
UK	4,180	4,180
Total	4.052,358	4.052,358

* (F)Définitif; (P)Provisoire; (E)Prévisionnel; (N/A)Inconnu

Paramètres les plus utilisés dans le secteur Vin, par campagne et par Etat Membre

Vins bénéficiant d'une indication géographique protégée (IGP) - Rubrique: Exportations intra UE en volume (hl)
Source: DG AGRI Regl. (CE) 436/2009 - 1000 HL

	2009/2010(P)	Moyenne
BE	12,799	12,799
BG	86,849	86,849
CZ	24,016	24,016
DK	28,139	28,139
DE	171,575	171,575
EE	3,279	3,279
IE	2,318	2,318
EL	30,173	30,173
ES	954,968	954,968
FR	3.170,344	3.170,344
IT	3.037,368	3.037,368
CY	1,570	1,570
LV	0,522	0,522
LT	0,406	0,406
LU	8,561	8,561
HU	175,965	175,965
MT		
NL	10,092	10,092
AT	74,475	74,475
PL	0,008	0,008
PT	311,192	311,192
RO	12,583	12,583
SI	0,652	0,652
SK	20,236	20,236
FI	3,831	3,831
SE	5,172	5,172
UK	89,556	89,556
Total	8.236,649	8.236,649

* (F)Définitif; (P)Provisoire; (E)Prévisionnel; (N/A)Inconnu

Paramètres les plus utilisés dans le secteur Vin, par campagne et par Etat Membre

**Vins bénéficiant d'une indication géographique protégée (IGP) - Rubrique: Utilisation domestique totale -
Source: DG AGRI Regl. (CE) 436/2009 - 1000 HL**

	2009/2010(P)	Moyenne
BE	225,358	225,358
BG	240,207	240,207
CZ	132,259	132,259
DK	232,532	232,532
DE	1.883,537	1.883,537
EE	19,286	19,286
IE	55,857	55,857
EL	519,354	519,354
ES	1.647,403	1.647,403
FR	8.965,170	8.965,170
IT	11.803,254	11.803,254
CY	57,619	57,619
LV	7,057	7,057
LT	21,218	21,218
LU	17,123	17,123
HU	575,235	575,235
MT	15,627	15,627
NL	519,953	519,953
AT	39,546	39,546
PL	233,095	233,095
PT	993,056	993,056
RO	1.286,255	1.286,255
SI	155,177	155,177
SK	50,187	50,187
FI	77,823	77,823
SE	235,937	235,937
UK	1.341,603	1.341,603
Total	31.350,725	31.350,725

* (F)Définitif; (P)Provisoire; (E)Prévisionnel; (N/A)Inconnu

Paramètres les plus utilisés dans le secteur Vin, par campagne et par Etat Membre

Vins bénéficiant d'une indication géographique protégée (IGP) - Rubrique: Consommation humaine -
Source: DG AGRI Regl. (CE) 436/2009 - 1000 HL

	2009/2010(P)	Moyenne
BE	223,358	223,358
BG	240,207	240,207
CZ	127,259	127,259
DK	232,532	232,532
DE	1.503,537	1.503,537
EE	19,286	19,286
IE	55,857	55,857
EL	484,354	484,354
ES	1.592,403	1.592,403
FR	8.939,170	8.939,170
IT	10.573,809	10.573,809
CY	46,311	46,311
LV	7,057	7,057
LT	20,918	20,918
LU	17,123	17,123
HU	504,935	504,935
MT	15,277	15,277
NL	510,953	510,953
AT	38,946	38,946
PL	233,095	233,095
PT	864,056	864,056
RO	1.285,055	1.285,055
SI	151,457	151,457
SK	49,367	49,367
FI	77,823	77,823
SE	235,937	235,937
UK	1.341,393	1.341,393
Total	29.391,472	29.391,472

* (F)Définitif; (P)Provisoire; (E)Prévisionnel; (N/A)Inconnu

Paramètres les plus utilisés dans le secteur Vin, par campagne et par Etat Membre

**Vins bénéficiant d'une indication géographique protégée (IGP) - Rubrique: Usages industriels -
Source: DG AGRI Regl. (CE) 436/2009 - 1000 HL**

	2009/2010(P)	Moyenne
BE		
BG		
CZ		
DK		
DE	380,000	380,000
EE		
IE		
EL		
ES		
FR		
IT	1.029,445	1.029,445
CY	11,308	11,308
LV		
LT		
LU		
HU	51,600	51,600
MT	0,350	0,350
NL		
AT		
PL		
PT	125,000	125,000
RO		
SI		
SK		
FI		
SE		
UK	0,210	0,210
Total	1.597,913	1.597,913

* (F)Définitif; (P)Provisoire; (E)Prévisionnel; (N/A)Inconnu

Paramètres les plus utilisés dans le secteur Vin, par campagne et par Etat Membre

**Vins bénéficiant d'une indication géographique protégée (IGP) - Rubrique: Usages industriels - distillations
- alcool - Source: DG AGRI Regl. (CE) 436/2009 - 1000 HL**

	2009/2010(P)	Moyenne
BE		
BG		
CZ		
DK		
DE	380,000	380,000
EE		
IE		
EL		
ES		
FR		
IT	1.029,445	1.029,445
CY	11,308	11,308
LV		
LT		
LU		
HU	51,600	51,600
MT	0,350	0,350
NL		
AT		
PL		
PT	125,000	125,000
RO		
SI		
SK		
FI		
SE		
UK	0,210	0,210
Total	1.597,913	1.597,913

* (F)Définitif; (P)Provisoire; (E)Prévisionnel; (N/A)Inconnu

Paramètres les plus utilisés dans le secteur Vin, par campagne et par Etat Membre

**Vins bénéficiant d'une indication géographique protégée (IGP) - Rubrique: Utilisation industrielle - distillations
- alcool - réglementation UE - Source: DG AGRI Regl. (CE) 436/2009 - 1000 HL**

	2009/2010(P)	Moyenne
BE		
BG		
CZ		
DK		
DE	380,000	380,000
EE		
IE		
EL		
ES		
FR		
IT	1.029,445	1.029,445
CY	11,308	11,308
LV		
LT		
LU		
HU	51,600	51,600
MT	0,350	0,350
NL		
AT		
PL		
PT	125,000	125,000
RO		
SI		
SK		
FI		
SE		
UK	0,210	0,210
Total	1.597,913	1.597,913

* (F)Définitif; (P)Provisoire; (E)Prévisionnel; (N/A)Inconnu

Paramètres les plus utilisés dans le secteur Vin, par campagne et par Etat Membre

**Vins bénéficiant d'une indication géographique protégée (IGP) - Rubrique: Transformations -
Source: DG AGRI Regl. (CE) 436/2009 - 1000 HL**

	2009/2010(P)	Moyenne
BE		
BG		
CZ	2,000	2,000
DK		
DE		
EE		
IE		
EL		
ES		
FR		
IT		
CY		
LV		
LT		
LU		
HU	1,700	1,700
MT		
NL		
AT		
PL		
PT		
RO		
SI		
SK		
FI		
SE		
UK		
Total	3,700	3,700

* (F)Définitif; (P)Provisoire; (E)Prévisionnel; (N/A)Inconnu

Paramètres les plus utilisés dans le secteur Vin, par campagne et par Etat Membre

**Vins bénéficiant d'une indication géographique protégée (IGP) - Rubrique: Pertes -
Source: DG AGRI Regl. (CE) 436/2009 - 1000 HL**

	2009/2010(P)	Moyenne
BE	2,000	2,000
BG		
CZ	3,000	3,000
DK		
DE		
EE		
IE		
EL	35,000	35,000
ES	55,000	55,000
FR	26,000	26,000
IT	200,000	200,000
CY		
LV		
LT	0,300	0,300
LU		
HU	17,000	17,000
MT		
NL	9,000	9,000
AT	0,600	0,600
PL		
PT	4,000	4,000
RO	1,200	1,200
SI	3,720	3,720
SK	0,820	0,820
FI		
SE		
UK		
Total	357,640	357,640

* (F)Définitif; (P)Provisoire; (E)Prévisionnel; (N/A)Inconnu

Paramètres les plus utilisés dans le secteur Vin, par campagne et par Etat Membre

**Vins bénéficiant d'une indication géographique protégée (IGP) - Rubrique: Stocks finaux -
Source: DG AGRI Regl. (CE) 436/2009 - 1000 HL**

	2009/2010(P)	Moyenne
BE	42,000	42,000
BG	537,758	537,758
CZ	208,326	208,326
DK		
DE	388,566	388,566
EE	4,085	4,085
IE	15,000	15,000
EL	488,678	488,678
ES	2.136,000	2.136,000
FR	6.834,266	6.834,266
IT	11.673,762	11.673,762
CY	55,095	55,095
LV		
LT	7,000	7,000
LU	22,000	22,000
HU	636,004	636,004
MT	1,400	1,400
NL	93,895	93,895
AT	308,605	308,605
PL		
PT	1.298,953	1.298,953
RO	496,624	496,624
SI	45,000	45,000
SK	10,343	10,343
FI	10,551	10,551
SE	48,000	48,000
UK	288,000	288,000
Total	25.649,911	25.649,911

* (F)Définitif; (P)Provisoire; (E)Prévisionnel; (N/A)Inconnu

Paramètres les plus utilisés dans le secteur Vin, par campagne et par Etat Membre

**Vins bénéficiant d'une indication géographique protégée (IGP) - Rubrique: Stocks finaux - aux producteurs -
Source: DG AGRI Regl. (CE) 436/2009 - 1000 HL**

	2009/2010(P)	Moyenne
BE	17,000	17,000
BG	519,023	519,023
CZ	201,733	201,733
DK		
DE	103,065	103,065
EE		
IE		
EL	458,465	458,465
ES	1.901,000	1.901,000
FR	4.697,183	4.697,183
IT	7.849,831	7.849,831
CY	49,865	49,865
LV		
LT		
LU	22,000	22,000
HU	126,665	126,665
MT		
NL		
AT	203,921	203,921
PL		
PT	1.039,672	1.039,672
RO	494,696	494,696
SI	45,000	45,000
SK	8,880	8,880
FI		
SE		
UK		
Total	17.737,998	17.737,998

* (F)Définitif; (P)Provisoire; (E)Prévisionnel; (N/A)Inconnu

Paramètres les plus utilisés dans le secteur Vin, par campagne et par Etat Membre

**Vins bénéficiant d'une indication géographique protégée (IGP) - Rubrique: Stocks finaux - au commerce -
Source: DG AGRI Regl. (CE) 436/2009 - 1000 HL**

	2009/2010(P)	Moyenne
BE	25,000	25,000
BG	18,735	18,735
CZ	6,593	6,593
DK		
DE	285,501	285,501
EE	4,085	4,085
IE	15,000	15,000
EL	30,213	30,213
ES	235,000	235,000
FR	2.137,083	2.137,083
IT	3.823,931	3.823,931
CY	5,231	5,231
LV		
LT	7,000	7,000
LU		
HU	509,339	509,339
MT	1,400	1,400
NL	93,895	93,895
AT	104,684	104,684
PL		
PT	259,281	259,281
RO	1,928	1,928
SI		
SK	1,463	1,463
FI	10,551	10,551
SE	48,000	48,000
UK	288,000	288,000
Total	7.911,913	7.911,913

* (F)Définitif; (P)Provisoire; (E)Prévisionnel; (N/A)Inconnu

Paramètres les plus utilisés dans le secteur Vin, par campagne et par Etat Membre

**Vins bénéficiant d'une indication géographique protégée (IGP) - Rubrique: Variation annuel des stocks -
Source: DG AGRI Regl. (CE) 436/2009 - 1000 HL**

	2009/2010(P)	Moyenne
BE	3,000	3,000
BG	76,587	76,587
CZ	152,026	152,026
DK	-193,000	-193,000
DE	-641,034	-641,034
EE	0,385	0,385
IE		
EL	-64,522	-64,522
ES	80,900	80,900
FR	-849,134	-849,134
IT	-1.332,738	-1.332,738
CY	4,596	4,596
LV		
LT	1,700	1,700
LU	-5,000	-5,000
HU	161,504	161,504
MT	1,400	1,400
NL	-1,105	-1,105
AT	27,205	27,205
PL		
PT	-90,147	-90,147
RO	-69,576	-69,576
SI	-36,000	-36,000
SK	2,713	2,713
FI	-0,449	-0,449
SE	-15,000	-15,000
UK	91,000	91,000
Total	-2.694,690	-2.694,690

* (F)Définitif; (P)Provisoire; (E)Prévisionnel; (N/A)Inconnu

Paramètres les plus utilisés dans le secteur Vin, par campagne et par Etat Membre

Vins avec cépage sans AOP/IGP - Rubrique: Stocks initiaux - Source: DG AGRI Regl. (CE) 436/2009 - 1000 HL

	2009/2010(P)	Moyenne
BE	62,000	62,000
BG		
CZ	118,700	118,700
DK		
DE		
EE	5,000	5,000
IE		
EL		
ES	292,600	292,600
FR		
IT		
CY		
LV		
LT	1,100	1,100
LU		
HU		
MT	2,000	2,000
NL		
AT	401,218	401,218
PL	1,000	1,000
PT		
RO		
SI		
SK	94,780	94,780
FI		
SE	67,000	67,000
UK		
Total	1.045,398	1.045,398

* (F)Définitif; (P)Provisoire; (E)Prévisionnel; (N/A)Inconnu

Paramètres les plus utilisés dans le secteur Vin, par campagne et par Etat Membre

Vins avec cépage sans AOP/IGP - Rubrique: Stocks initiaux - aux producteurs -
Source: DG AGRI Regl. (CE) 436/2009 - 1000 HL

	2009/2010(P)	Moyenne
BE	20,000	20,000
BG		
CZ	111,400	111,400
DK		
DE		
EE		
IE		
EL		
ES	284,800	284,800
FR		
IT		
CY		
LV		
LT		
LU		
HU		
MT		
NL		
AT	231,448	231,448
PL		
PT		
RO		
SI		
SK	94,780	94,780
FI		
SE		
UK		
Total	742,428	742,428

* (F)Définitif; (P)Provisoire; (E)Prévisionnel; (N/A)Inconnu

Paramètres les plus utilisés dans le secteur Vin, par campagne et par Etat Membre

Vins avec cépage sans AOP/IGP - Rubrique: Stocks initiaux - au commerce -
Source: DG AGRI Regl. (CE) 436/2009 - 1000 HL

	2009/2010(P)	Moyenne
BE	42,000	42,000
BG		
CZ	7,300	7,300
DK		
DE		
EE	5,000	5,000
IE		
EL		
ES	7,800	7,800
FR		
IT		
CY		
LV		
LT	1,100	1,100
LU		
HU		
MT	2,000	2,000
NL		
AT	169,770	169,770
PL	1,000	1,000
PT		
RO		
SI		
SK		
FI		
SE	67,000	67,000
UK		
Total	302,970	302,970

* (F)Définitif; (P)Provisoire; (E)Prévisionnel; (N/A)Inconnu

Paramètres les plus utilisés dans le secteur Vin, par campagne et par Etat Membre

Vins avec cépage sans AOP/IGP - Rubrique: Production totale - Source: DG AGRI Regl. (CE) 436/2009 - 1000 HL

	2009/2010(P)	Moyenne
BE	1,000	1,000
BG		
CZ	89,000	89,000
DK		
DE	66,000	66,000
EE		
IE		
EL	276,000	276,000
ES	799,000	799,000
FR	152,000	152,000
IT	365,000	365,000
CY		
LV		
LT		
LU		
HU		
MT		
NL		
AT	6,000	6,000
PL		
PT	4,000	4,000
RO		
SI		
SK		
FI		
SE		
UK		
Total	1.758,000	1.758,000

* (F)Définitif; (P)Provisoire; (E)Prévisionnel; (N/A)Inconnu

Paramètres les plus utilisés dans le secteur Vin, par campagne et par Etat Membre

Vins avec cépage sans AOP/IGP - Rubrique: Production utilisable - Source: DG AGRI Regl. (CE) 436/2009 - 1000 HL

	2009/2010(P)	Moyenne
BE	1,000	1,000
BG		
CZ	89,000	89,000
DK		
DE	66,000	66,000
EE		
IE		
EL	276,000	276,000
ES	799,000	799,000
FR	152,000	152,000
IT	365,000	365,000
CY		
LV		
LT		
LU		
HU		
MT		
NL		
AT	6,000	6,000
PL		
PT	4,000	4,000
RO		
SI		
SK		
FI		
SE		
UK		
Total	1.758,000	1.758,000

* (F)Définitif; (P)Provisoire; (E)Prévisionnel; (N/A)Inconnu

Paramètres les plus utilisés dans le secteur Vin, par campagne et par Etat Membre

**Vins avec cépage sans AOP/IGP - Rubrique: Importations - intra et extra volume (HI) -
Source: DG AGRI Regl. (CE) 436/2009 - 1000 HL**

	2009/2010(P)	Moyenne
BE	95,387	95,387
BG	4,788	4,788
CZ	190,342	190,342
DK	324,005	324,005
DE	914,855	914,855
EE	10,805	10,805
IE	15,175	15,175
EL	16,864	16,864
ES	8,474	8,474
FR	275,779	275,779
IT	19,927	19,927
CY	1,761	1,761
LV	6,280	6,280
LT	10,344	10,344
LU	10,001	10,001
HU	1,055	1,055
MT	3,613	3,613
NL	129,985	129,985
AT	13,068	13,068
PL	38,156	38,156
PT	12,848	12,848
RO	3,465	3,465
SI	0,218	0,218
SK	17,613	17,613
FI	85,530	85,530
SE	338,463	338,463
UK	509,209	509,209
Total	3.058,007	3.058,007

* (F)Définitif; (P)Provisoire; (E)Prévisionnel; (N/A)Inconnu

Paramètres les plus utilisés dans le secteur Vin, par campagne et par Etat Membre

**Vins avec cépage sans AOP/IGP - Rubrique: Importations - volume extra de l'UE (HI) -
Source: DG AGRI Regl. (CE) 436/2009 - 1000 HL**

	2009/2010(P)	Moyenne
BE	40,231	40,231
BG	2,893	2,893
CZ	17,688	17,688
DK	218,934	218,934
DE	647,957	647,957
EE	6,214	6,214
IE	3,416	3,416
EL	0,230	0,230
ES	4,325	4,325
FR	86,641	86,641
IT	10,224	10,224
CY	0,304	0,304
LV	2,319	2,319
LT	6,745	6,745
LU	0,210	0,210
HU	0,133	0,133
MT	2,325	2,325
NL	53,636	53,636
AT	4,698	4,698
PL	23,642	23,642
PT	0,469	0,469
RO	1,879	1,879
SI		
SK	1,285	1,285
FI	79,122	79,122
SE	223,745	223,745
UK	206,500	206,500
Total	1.645,763	1.645,763

* (F)Définitif; (P)Provisoire; (E)Prévisionnel; (N/A)Inconnu

Paramètres les plus utilisés dans le secteur Vin, par campagne et par Etat Membre

Vins avec cépage sans AOP/IGP - Rubrique: Importations - Intra UE - Source: DG AGRI Regl. (CE) 436/2009 - 1000 HL

	2009/2010(P)	Moyenne
BE	55,156	55,156
BG	1,895	1,895
CZ	172,654	172,654
DK	105,071	105,071
DE	266,898	266,898
EE	4,591	4,591
IE	11,759	11,759
EL	16,634	16,634
ES	4,149	4,149
FR	189,139	189,139
IT	9,703	9,703
CY	1,456	1,456
LV	3,961	3,961
LT	3,598	3,598
LU	9,791	9,791
HU	0,922	0,922
MT	1,288	1,288
NL	76,349	76,349
AT	8,369	8,369
PL	14,514	14,514
PT	12,379	12,379
RO	1,585	1,585
SI	0,218	0,218
SK	16,328	16,328
FI	6,408	6,408
SE	114,717	114,717
UK	302,709	302,709
Total	1.412,244	1.412,244

* (F)Définitif; (P)Provisoire; (E)Prévisionnel; (N/A)Inconnu

Paramètres les plus utilisés dans le secteur Vin, par campagne et par Etat Membre

**Vins avec cépage sans AOP/IGP - Rubrique: Exportations - Intra et Extra en volume (hl) -
Source: DG AGRI Regl. (CE) 436/2009 - 1000 HL**

	2009/2010(P)	Moyenne
BE	22,779	22,779
BG	22,032	22,032
CZ	89,262	89,262
DK	92,962	92,962
DE	362,488	362,488
EE	1,197	1,197
IE	0,002	0,002
EL	0,960	0,960
ES	249,920	249,920
FR	422,874	422,874
IT	218,789	218,789
CY	0,036	0,036
LV	1,422	1,422
LT	1,582	1,582
LU	2,794	2,794
HU	23,562	23,562
MT	0,042	0,042
NL	14,535	14,535
AT	14,524	14,524
PL	0,198	0,198
PT	76,178	76,178
RO	4,128	4,128
SI	2,058	2,058
SK	0,102	0,102
FI	0,359	0,359
SE	1,875	1,875
UK	16,669	16,669
Total	1.643,329	1.643,329

* (F)Définitif; (P)Provisoire; (E)Prévisionnel; (N/A)Inconnu

Paramètres les plus utilisés dans le secteur Vin, par campagne et par Etat Membre

**Vins avec cépage sans AOP/IGP - Rubrique: Exportations - Intra et Extra en volume (hl)
par rapport à la production vinifiée - Source: DG AGRI Regl. (CE) 436/2009 - en %**

	2009/2010(P)	Moyenne
BE	-	-
BG	-	-
CZ	100%	100%
DK	-	-
DE	549%	549%
EE	-	-
IE	-	-
EL	0%	0%
ES	31%	31%
FR	278%	278%
IT	60%	60%
CY	-	-
LV	-	-
LT	-	-
LU	-	-
HU	-	-
MT	-	-
NL	-	-
AT	242%	242%
PL	-	-
PT	1904%	1904%
RO	-	-
SI	-	-
SK	-	-
FI	-	-
SE	-	-
UK	-	-
Total	93%	93%

* (F)Définitif; (P)Provisoire; (E)Prévisionnel; (N/A)Inconnu

Paramètres les plus utilisés dans le secteur Vin, par campagne et par Etat Membre

**Vins avec cépage sans AOP/IGP - Rubrique: Exportations - extra UE en Volume (hl) -
Source: DG AGRI Regl. (CE) 436/2009 - 1000 HL**

	2009/2010(P)	Moyenne
BE	0,280	0,280
BG	13,304	13,304
CZ	0,013	0,013
DK	6,888	6,888
DE	31,239	31,239
EE	0,540	0,540
IE	0,002	0,002
EL	0,736	0,736
ES	51,094	51,094
FR	111,832	111,832
IT	124,265	124,265
CY	0,006	0,006
LV	1,241	1,241
LT	1,568	1,568
LU	0,007	0,007
HU	9,339	9,339
MT	0,016	0,016
NL	1,174	1,174
AT	3,950	3,950
PL	0,198	0,198
PT	28,827	28,827
RO	0,005	0,005
SI	0,284	0,284
SK	0,028	0,028
FI	0,050	0,050
SE	0,451	0,451
UK	1,855	1,855
Total	389,189	389,189

* (F)Définitif; (P)Provisoire; (E)Prévisionnel; (N/A)Inconnu

Paramètres les plus utilisés dans le secteur Vin, par campagne et par Etat Membre

**Vins avec cépage sans AOP/IGP - Rubrique: Exportations intra UE en volume (hl) -
Source: DG AGRI Regl. (CE) 436/2009 - 1000 HL**

	2009/2010(P)	Moyenne
BE	22,499	22,499
BG	8,728	8,728
CZ	89,250	89,250
DK	86,074	86,074
DE	331,249	331,249
EE	0,657	0,657
IE		
EL	0,224	0,224
ES	198,827	198,827
FR	311,042	311,042
IT	94,524	94,524
CY	0,029	0,029
LV	0,181	0,181
LT	0,014	0,014
LU	2,787	2,787
HU	14,224	14,224
MT	0,026	0,026
NL	13,362	13,362
AT	10,575	10,575
PL		
PT	47,350	47,350
RO	4,123	4,123
SI	1,774	1,774
SK	0,074	0,074
FI	0,309	0,309
SE	1,424	1,424
UK	14,814	14,814
Total	1.254,139	1.254,139

* (F)Définitif; (P)Provisoire; (E)Prévisionnel; (N/A)Inconnu

Paramètres les plus utilisés dans le secteur Vin, par campagne et par Etat Membre

**Vins avec cépage sans AOP/IGP - Rubrique: Utilisation domestique totale -
Source: DG AGRI Regl. (CE) 436/2009 - 1000 HL**

	2009/2010(P)	Moyenne
BE	100,607	100,607
BG		
CZ	248,928	248,928
DK	231,043	231,043
DE	303,279	303,279
EE	9,306	9,306
IE	15,173	15,173
EL	291,904	291,904
ES	468,154	468,154
FR	4,905	4,905
IT		
CY	1,320	1,320
LV		
LT	9,362	9,362
LU	7,207	7,207
HU		
MT	5,571	5,571
NL	115,450	115,450
AT	397,630	397,630
PL	38,407	38,407
PT		
RO		
SI		
SK	92,357	92,357
FI	80,171	80,171
SE	303,587	303,587
UK	463,541	463,541
Total		

* (F)Définitif; (P)Provisoire; (E)Prévisionnel; (N/A)Inconnu

Paramètres les plus utilisés dans le secteur Vin, par campagne et par Etat Membre

**Vins avec cépage sans AOP/IGP - Rubrique: Consommation humaine -
Source: DG AGRI Regl. (CE) 436/2009 - 1000 HL**

	2009/2010(P)	Moyenne
BE	93,572	93,572
BG		
CZ	248,928	248,928
DK	231,043	231,043
DE	303,279	303,279
EE	9,306	9,306
IE	15,173	15,173
EL	291,904	291,904
ES	402,154	402,154
FR		
IT		
CY	1,320	1,320
LV		
LT	9,362	9,362
LU	7,207	7,207
HU		
MT	5,571	5,571
NL	109,450	109,450
AT	397,530	397,530
PL	38,407	38,407
PT		
RO		
SI		
SK	87,327	87,327
FI	80,171	80,171
SE	303,587	303,587
UK	463,541	463,541
Total		

* (F)Définitif; (P)Provisoire; (E)Prévisionnel; (N/A)Inconnu

Paramètres les plus utilisés dans le secteur Vin, par campagne et par Etat Membre

Vins avec cépage sans AOP/IGP - Rubrique: Usages industriels - Source: DG AGRI Regl. (CE) 436/2009 - 1000 HL

	2009/2010(P)	Moyenne
BE	6,035	6,035
BG		
CZ		
DK		
DE		
EE		
IE		
EL		
ES	43,000	43,000
FR	1.358,000	1.358,000
IT	12,775	12,775
CY		
LV		
LT		
LU		
HU		
MT		
NL		
AT		
PL		
PT	1,000	1,000
RO	13,000	13,000
SI		
SK		
FI		
SE		
UK		
Total	1.433,810	1.433,810

* (F)Définitif; (P)Provisoire; (E)Prévisionnel; (N/A)Inconnu

Paramètres les plus utilisés dans le secteur Vin, par campagne et par Etat Membre

Vins avec cépage sans AOP/IGP - Rubrique: Usages industriels - distillations - alcool - Source: DG AGRI Regl. (CE) 436/2009 - 1000 HL

	2009/2010(P)	Moyenne
BE	0,035	0,035
BG		
CZ		
DK		
DE		
EE		
IE		
EL		
ES	28,000	28,000
FR	1.212,000	1.212,000
IT	12,775	12,775
CY		
LV		
LT		
LU		
HU		
MT		
NL		
AT		
PL		
PT	1,000	1,000
RO	13,000	13,000
SI		
SK		
FI		
SE		
UK		
Total	1.266,810	1.266,810

* (F)Définitif; (P)Provisoire; (E)Prévisionnel; (N/A)Inconnu

Paramètres les plus utilisés dans le secteur Vin, par campagne et par Etat Membre

Vins avec cépage sans AOP/IGP - Rubrique: Utilisation industrielle - distillations - alcool - réglementation UE - Source: DG AGRI Regl. (CE) 436/2009 - 1000 HL

	2009/2010(P)	Moyenne
BE	0,035	0,035
BG		
CZ		
DK		
DE		
EE		
IE		
EL		
ES	28,000	28,000
FR	616,000	616,000
IT	12,775	12,775
CY		
LV		
LT		
LU		
HU		
MT		
NL		
AT		
PL		
PT	1,000	1,000
RO	13,000	13,000
SI		
SK		
FI		
SE		
UK		
Total	670,810	670,810

* (F)Définitif; (P)Provisoire; (E)Prévisionnel; (N/A)Inconnu

Paramètres les plus utilisés dans le secteur Vin, par campagne et par Etat Membre

Vins avec cépage sans AOP/IGP - Rubrique: Utilisation industrielle - distillations - alcool - réglementation EM - Source: DG AGRI Regl. (CE) 436/2009 - 1000 HL

	2009/2010(P)	Moyenne
BE		
BG		
CZ		
DK		
DE		
EE		
IE		
EL		
ES		
FR	596,000	596,000
IT		
CY		
LV		
LT		
LU		
HU		
MT		
NL		
AT		
PL		
PT		
RO		
SI		
SK		
FI		
SE		
UK		
Total	596,000	596,000

* (F)Définitif; (P)Provisoire; (E)Prévisionnel; (N/A)Inconnu

Paramètres les plus utilisés dans le secteur Vin, par campagne et par Etat Membre

**Vins avec cépage sans AOP/IGP - Rubrique: Usages industriels -
production de vinaigre - Source: DG AGRI Regl. (CE) 436/2009 - 1000 HL**

	2009/2010(P)	Moyenne
BE	6,000	6,000
BG		
CZ		
DK		
DE		
EE		
IE		
EL		
ES	15,000	15,000
FR	146,000	146,000
IT		
CY		
LV		
LT		
LU		
HU		
MT		
NL		
AT		
PL		
PT		
RO		
SI		
SK		
FI		
SE		
UK		
Total	167,000	167,000

* (F)Définitif; (P)Provisoire; (E)Prévisionnel; (N/A)Inconnu

Paramètres les plus utilisés dans le secteur Vin, par campagne et par Etat Membre

Vins avec cépage sans AOP/IGP - Rubrique: Transformations - Source: DG AGRI Regl. (CE) 436/2009 - 1000 HL

	2009/2010(P)	Moyenne
BE		
BG		
CZ		
DK		
DE		
EE		
IE		
EL		
ES	13,000	13,000
FR	178,000	178,000
IT		
CY		
LV		
LT		
LU		
HU		
MT		
NL		
AT		
PL		
PT		
RO	24,900	24,900
SI		
SK		
FI		
SE		
UK		
Total	215,900	215,900

* (F)Définitif; (P)Provisoire; (E)Prévisionnel; (N/A)Inconnu

Paramètres les plus utilisés dans le secteur Vin, par campagne et par Etat Membre

Vins avec cépage sans AOP/IGP - Rubrique: Pertes - Source: DG AGRI Regl. (CE) 436/2009 - 1000 HL

	2009/2010(P)	Moyenne
BE	1,000	1,000
BG		
CZ		
DK		
DE		
EE		
IE		
EL		
ES	10,000	10,000
FR	73,000	73,000
IT		
CY		
LV	19,000	19,000
LT		
LU		
HU		
MT		
NL	6,000	6,000
AT	0,100	0,100
PL		
PT		
RO	1,600	1,600
SI		
SK	5,030	5,030
FI		
SE		
UK		
Total	115,730	115,730

* (F)Définitif; (P)Provisoire; (E)Prévisionnel; (N/A)Inconnu

Paramètres les plus utilisés dans le secteur Vin, par campagne et par Etat Membre

Vins avec cépage sans AOP/IGP - Rubrique: Stocks finaux - Source: DG AGRI Regl. (CE) 436/2009 - 1000 HL

	2009/2010(P)	Moyenne
BE	35,000	35,000
BG	675,653	675,653
CZ	59,852	59,852
DK		
DE	315,088	315,088
EE	5,302	5,302
IE		
EL		
ES	382,000	382,000
FR		
IT	216,576	216,576
CY	0,405	0,405
LV		
LT	0,500	0,500
LU		
HU		
MT		
NL		
AT	8,131	8,131
PL	0,551	0,551
PT		
RO		
SI	0,600	0,600
SK	19,934	19,934
FI	5,000	5,000
SE	100,000	100,000
UK	29,000	29,000
Total	1.853,592	1.853,592

* (F)Définitif; (P)Provisoire; (E)Prévisionnel; (N/A)Inconnu

Paramètres les plus utilisés dans le secteur Vin, par campagne et par Etat Membre

**Vins avec cépage sans AOP/IGP - Rubrique: Stocks finaux - aux producteurs -
Source: DG AGRI Regl. (CE) 436/2009 - 1000 HL**

	2009/2010(P)	Moyenne
BE	4,000	4,000
BG	587,183	587,183
CZ	44,295	44,295
DK		
DE	31,720	31,720
EE		
IE		
EL		
ES	340,000	340,000
FR		
IT	93,920	93,920
CY	0,266	0,266
LV		
LT		
LU		
HU		
MT		
NL		
AT	7,883	7,883
PL		
PT		
RO		
SI	0,600	0,600
SK	18,594	18,594
FI		
SE		
UK		
Total	1.128,461	1.128,461

* (F)Définitif; (P)Provisoire; (E)Prévisionnel; (N/A)Inconnu

Paramètres les plus utilisés dans le secteur Vin, par campagne et par Etat Membre

**Vins avec cépage sans AOP/IGP - Rubrique: Stocks finaux - au commerce -
Source: DG AGRI Regl. (CE) 436/2009 - 1000 HL**

	2009/2010(P)	Moyenne
BE	31,000	31,000
BG	88,470	88,470
CZ	15,557	15,557
DK		
DE	283,368	283,368
EE	5,302	5,302
IE		
EL		
ES	42,000	42,000
FR		
IT	122,656	122,656
CY	0,139	0,139
LV		
LT	0,500	0,500
LU		
HU		
MT		
NL		
AT	0,248	0,248
PL	0,551	0,551
PT		
RO		
SI		
SK	1,340	1,340
FI	5,000	5,000
SE	100,000	100,000
UK	29,000	29,000
Total	725,131	725,131

* (F)Définitif; (P)Provisoire; (E)Prévisionnel; (N/A)Inconnu

Paramètres les plus utilisés dans le secteur Vin, par campagne et par Etat Membre

**Vins avec cépage sans AOP/IGP - Rubrique: Variation annuel des stocks -
Source: DG AGRI Regl. (CE) 436/2009 - 1000 HL**

	2009/2010(P)	Moyenne
BE	-27,000	-27,000
BG	675,653	675,653
CZ	-58,848	-58,848
DK		
DE	315,088	315,088
EE	0,302	0,302
IE		
EL		
ES	89,400	89,400
FR		
IT	216,576	216,576
CY	0,405	0,405
LV		
LT	-0,600	-0,600
LU		
HU		
MT	-2,000	-2,000
NL		
AT	-393,087	-393,087
PL	-0,449	-0,449
PT		
RO		
SI	0,600	0,600
SK	-74,846	-74,846
FI	5,000	5,000
SE	33,000	33,000
UK	29,000	29,000
Total	808,194	808,194

* (F)Définitif; (P)Provisoire; (E)Prévisionnel; (N/A)Inconnu

Paramètres les plus utilisés dans le secteur Vin, par campagne et par Etat Membre

Autres vins Regl. (CE) 479/2008 - Rubique: Stocks initiaux - Source: DG AGRI Regl. (CE) 436/2009 - 1000 HL

	2009/2010(P)	Moyenne
BE	56,000	56,000
BG	826,000	826,000
CZ	55,700	55,700
DK		
DE	3.140,000	3.140,000
EE	15,000	15,000
IE	4,000	4,000
EL	1.454,900	1.454,900
ES	11.879,800	11.879,800
FR	5.267,200	5.267,200
IT	15.303,500	15.303,500
CY	92,100	92,100
LV	20,000	20,000
LT	58,000	58,000
LU	42,000	42,000
HU	474,500	474,500
MT	27,000	27,000
NL	176,000	176,000
AT	3,600	3,600
PL	36,000	36,000
PT	2.450,000	2.450,000
RO	735,800	735,800
SI		
SK	38,000	38,000
FI	90,000	90,000
SE	135,000	135,000
UK	534,000	534,000
Total	42.914,100	42.914,100

* (F)Définitif; (P)Provisoire; (E)Prévisionnel; (N/A)Inconnu

Paramètres les plus utilisés dans le secteur Vin, par campagne et par Etat Membre

**Autres vins Regl. (CE) 479/2008 - Rubrique: Stocks initiaux - aux producteurs -
Source: DG AGRI Regl. (CE) 436/2009 - 1000 HL**

	2009/2010(P)	Moyenne
BE		
BG	826,000	826,000
CZ	34,300	34,300
DK		
DE	209,200	209,200
EE		
IE		
EL	1.182,900	1.182,900
ES	10.588,200	10.588,200
FR	2.383,000	2.383,000
IT	9.048,780	9.048,780
CY	88,400	88,400
LV	4,000	4,000
LT		
LU	42,000	42,000
HU	94,500	94,500
MT	24,000	24,000
NL		
AT		
PL		
PT	1.098,000	1.098,000
RO	731,100	731,100
SI		
SK	38,000	38,000
FI		
SE		
UK		
Total	26.392,380	26.392,380

* (F)Définitif; (P)Provisoire; (E)Prévisionnel; (N/A)Inconnu

Paramètres les plus utilisés dans le secteur Vin, par campagne et par Etat Membre

**Autres vins Regl. (CE) 479/2008 - Rubrique: Stocks initiaux - au commerce -
Source: DG AGRI Regl. (CE) 436/2009 - 1000 HL**

	2009/2010(P)	Moyenne
BE	56,000	56,000
BG		
CZ	21,400	21,400
DK		
DE	2.930,800	2.930,800
EE	15,000	15,000
IE	4,000	4,000
EL	272,000	272,000
ES	1.291,600	1.291,600
FR	2.884,200	2.884,200
IT	6.254,720	6.254,720
CY	3,700	3,700
LV	16,000	16,000
LT	58,000	58,000
LU		
HU	380,000	380,000
MT	3,000	3,000
NL	176,000	176,000
AT	3,600	3,600
PL	36,000	36,000
PT	1.352,000	1.352,000
RO	4,700	4,700
SI		
SK		
FI	90,000	90,000
SE	135,000	135,000
UK	534,000	534,000
Total	16.521,720	16.521,720

* (F)Définitif; (P)Provisoire; (E)Prévisionnel; (N/A)Inconnu

Paramètres les plus utilisés dans le secteur Vin, par campagne et par Etat Membre

Autres vins Regl. (CE) 479/2008 - Rubrique: Production totale - Source: DG AGRI Regl. (CE) 436/2009 - 1000 HL

	2009/2010(P)	Moyenne
BE		
BG	776,000	776,000
CZ	16,000	16,000
DK		
DE	200,000	200,000
EE		
IE		
EL	1.978,000	1.978,000
ES	20.978,000	20.978,000
FR	10.569,330	10.569,330
IT	20.846,000	20.846,000
CY	95,000	95,000
LV		
LT		
LU		
HU	209,000	209,000
MT	13,000	13,000
NL		
AT	288,000	288,000
PL		
PT	1.599,000	1.599,000
RO	4.765,000	4.765,000
SI	128,000	128,000
SK		
FI		
SE		
UK		
Total	62.460,330	62.460,330

* (F)Définitif; (P)Provisoire; (E)Prévisionnel; (N/A)Inconnu

Paramètres les plus utilisés dans le secteur Vin, par campagne et par Etat Membre

Autres vins Regl. (CE) 479/2008 - Rubrique: Production utilisable - Source: DG AGRI Regl. (CE) 436/2009 - 1000 HL

	2009/2010(P)	Moyenne
BE		
BG	762,000	762,000
CZ	16,000	16,000
DK		
DE	200,000	200,000
EE		
IE		
EL	1.978,000	1.978,000
ES	17.415,000	17.415,000
FR	9.569,330	9.569,330
IT	17.946,000	17.946,000
CY	95,000	95,000
LV		
LT		
LU		
HU	209,000	209,000
MT	13,000	13,000
NL		
AT	288,000	288,000
PL		
PT	1.599,000	1.599,000
RO	4.765,000	4.765,000
SI	128,000	128,000
SK		
FI		
SE		
UK		
Total	54.983,330	54.983,330

* (F)Définitif; (P)Provisoire; (E)Prévisionnel; (N/A)Inconnu

Paramètres les plus utilisés dans le secteur Vin, par campagne et par Etat Membre

**Autres vins Regl. (CE) 479/2008 - Rubrique: Production - sauf vinification -
Source: DG AGRI Regl. (CE) 436/2009 - 1000 HL**

	2009/2010(P)	Moyenne
BE		
BG	14,000	14,000
CZ		
DK		
DE		
EE		
IE		
EL		
ES	3.563,000	3.563,000
FR	1.000,000	1.000,000
IT	2.900,000	2.900,000
CY		
LV		
LT		
LU		
HU		
MT		
NL		
AT		
PL		
PT		
RO		
SI		
SK		
FI		
SE		
UK		
Total	7.477,000	7.477,000

* (F)Définitif; (P)Provisoire; (E)Prévisionnel; (N/A)Inconnu

Paramètres les plus utilisés dans le secteur Vin, par campagne et par Etat Membre

**Autres vins Regl. (CE) 479/2008 - Rubrique: Importations - intra et extra volume (HI) -
Source: DG AGRI Regl. (CE) 436/2009 - 1000 HL**

	2009/2010(P)	Moyenne
BE	1.391,807	1.391,807
BG	24,552	24,552
CZ	515,999	515,999
DK	983,723	983,723
DE	6.615,076	6.615,076
EE	79,129	79,129
IE	373,863	373,863
EL	49,536	49,536
ES	182,569	182,569
FR	2.786,731	2.786,731
IT	934,058	934,058
CY	15,215	15,215
LV	98,059	98,059
LT	206,402	206,402
LU	176,667	176,667
HU	62,765	62,765
MT	25,639	25,639
NL	1.799,312	1.799,312
AT	295,513	295,513
PL	326,918	326,918
PT	592,903	592,903
RO	50,812	50,812
SI	22,109	22,109
SK	174,216	174,216
FI	285,881	285,881
SE	657,419	657,419
UK	7.338,179	7.338,179
Total	26.065,049	26.065,049

* (F)Définitif; (P)Provisoire; (E)Prévisionnel; (N/A)Inconnu

Paramètres les plus utilisés dans le secteur Vin, par campagne et par Etat Membre

**Autres vins Regl. (CE) 479/2008 - Rubrique: Importations - volume extra de l'UE (HI) -
Source: DG AGRI Regl. (CE) 436/2009 - 1000 HL**

	2009/2010(P)	Moyenne
BE	280,198	280,198
BG	7,767	7,767
CZ	67,879	67,879
DK	553,113	553,113
DE	1.393,392	1.393,392
EE	21,209	21,209
IE	222,797	222,797
EL	5,846	5,846
ES	13,267	13,267
FR	269,745	269,745
IT	336,569	336,569
CY	2,528	2,528
LV	12,984	12,984
LT	13,711	13,711
LU	0,561	0,561
HU	0,307	0,307
MT	3,904	3,904
NL	772,644	772,644
AT	19,558	19,558
PL	124,912	124,912
PT	1,830	1,830
RO	13,518	13,518
SI	8,716	8,716
SK	2,988	2,988
FI	174,575	174,575
SE	355,216	355,216
UK	5.326,935	5.326,935
Total	10.006,668	10.006,668

* (F)Définitif; (P)Provisoire; (E)Prévisionnel; (N/A)Inconnu

Paramètres les plus utilisés dans le secteur Vin, par campagne et par Etat Membre

**Autres vins Regl. (CE) 479/2008 - Rubique: Importations - Intra UE -
Source: DG AGRI Regl. (CE) 436/2009 - 1000 HL**

	2009/2010(P)	Moyenne
BE	1.111,609	1.111,609
BG	16,785	16,785
CZ	448,120	448,120
DK	430,610	430,610
DE	5.221,684	5.221,684
EE	57,920	57,920
IE	151,066	151,066
EL	43,691	43,691
ES	169,302	169,302
FR	2.516,986	2.516,986
IT	597,489	597,489
CY	12,687	12,687
LV	85,075	85,075
LT	192,691	192,691
LU	176,106	176,106
HU	62,458	62,458
MT	21,735	21,735
NL	1.026,669	1.026,669
AT	275,954	275,954
PL	202,006	202,006
PT	591,073	591,073
RO	37,294	37,294
SI	13,393	13,393
SK	171,228	171,228
FI	111,306	111,306
SE	302,203	302,203
UK	2.011,243	2.011,243
Total	16.058,382	16.058,382

* (F)Définitif; (P)Provisoire; (E)Prévisionnel; (N/A)Inconnu

Paramètres les plus utilisés dans le secteur Vin, par campagne et par Etat Membre

**Autres vins Regl. (CE) 479/2008 - Rubrique: Exportations - Intra et Extra en volume (hl) -
Source: DG AGRI Regl. (CE) 436/2009 - 1000 HL**

	2009/2010(P)	Moyenne
BE	78,047	78,047
BG	273,500	273,500
CZ	19,273	19,273
DK	95,462	95,462
DE	1.068,802	1.068,802
EE	16,095	16,095
IE	1,047	1,047
EL	210,945	210,945
ES	7.968,987	7.968,987
FR	1.643,376	1.643,376
IT	5.312,714	5.312,714
CY	11,931	11,931
LV	100,819	100,819
LT	103,958	103,958
LU	31,018	31,018
HU	127,742	127,742
MT	0,088	0,088
NL	48,881	48,881
AT	166,819	166,819
PL	17,490	17,490
PT	939,347	939,347
RO	21,499	21,499
SI	19,536	19,536
SK	15,147	15,147
FI	14,943	14,943
SE	11,085	11,085
UK	360,885	360,885
Total	18.679,432	18.679,432

* (F)Définitif; (P)Provisoire; (E)Prévisionnel; (N/A)Inconnu

Paramètres les plus utilisés dans le secteur Vin, par campagne et par Etat Membre

**Autres vins Regl. (CE) 479/2008 - Rubrique: Exportations - extra UE en Volume (hl) -
Source: DG AGRI Regl. (CE) 436/2009 - 1000 HL**

	2009/2010(P)	Moyenne
BE	4,177	4,177
BG	165,962	165,962
CZ	0,715	0,715
DK	10,443	10,443
DE	384,032	384,032
EE	7,860	7,860
IE	0,036	0,036
EL	11,209	11,209
ES	2.392,233	2.392,233
FR	489,232	489,232
IT	1.150,407	1.150,407
CY	1,691	1,691
LV	92,875	92,875
LT	98,768	98,768
LU	0,425	0,425
HU	6,962	6,962
MT	0,010	0,010
NL	20,637	20,637
AT	18,201	18,201
PL	1,545	1,545
PT	386,793	386,793
RO	5,387	5,387
SI	11,864	11,864
SK	0,046	0,046
FI	0,734	0,734
SE	4,015	4,015
UK	31,860	31,860
Total	5.298,117	5.298,117

* (F)Définitif; (P)Provisoire; (E)Prévisionnel; (N/A)Inconnu

Paramètres les plus utilisés dans le secteur Vin, par campagne et par Etat Membre

**Autres vins Regl. (CE) 479/2008 - Rubrique: Exportations intra UE en volume (hl) -
Source: DG AGRI Regl. (CE) 436/2009 - 1000 HL**

	2009/2010(P)	Moyenne
BE	73,871	73,871
BG	107,538	107,538
CZ	18,559	18,559
DK	85,019	85,019
DE	684,770	684,770
EE	8,235	8,235
IE	1,010	1,010
EL	199,736	199,736
ES	5.576,754	5.576,754
FR	1.154,144	1.154,144
IT	4.162,307	4.162,307
CY	10,240	10,240
LV	7,944	7,944
LT	5,190	5,190
LU	30,593	30,593
HU	120,780	120,780
MT	0,078	0,078
NL	28,244	28,244
AT	148,618	148,618
PL	15,944	15,944
PT	552,554	552,554
RO	16,112	16,112
SI	7,672	7,672
SK	15,101	15,101
FI	14,210	14,210
SE	7,070	7,070
UK	329,025	329,025
Total	13.381,316	13.381,316

* (F)Définitif; (P)Provisoire; (E)Prévisionnel; (N/A)Inconnu

Paramètres les plus utilisés dans le secteur Vin, par campagne et par Etat Membre

**Autres vins Regl. (CE) 479/2008 - Rubrique: Utilisation domestique totale -
Source: DG AGRI Regl. (CE) 436/2009 - 1000 HL**

	2009/2010(P)	Moyenne
BE	1.310,760	1.310,760
BG	1.274,394	1.274,394
CZ	493,936	493,936
DK	537,161	537,161
DE	5.333,126	5.333,126
EE	63,357	63,357
IE	372,816	372,816
EL	2.021,352	2.021,352
ES	12.484,382	12.484,382
FR	10.938,643	10.938,643
IT	15.689,364	15.689,364
CY	95,994	95,994
LV	17,240	17,240
LT	103,944	103,944
LU	144,649	144,649
HU		
MT	41,052	41,052
NL	1.702,052	1.702,052
AT	148,635	148,635
PL	312,909	312,909
PT	1.437,261	1.437,261
RO	4.909,621	4.909,621
SI	115,662	115,662
SK	86,645	86,645
FI	290,338	290,338
SE	567,334	567,334
UK	6.730,294	6.730,294
Total	67.092,369	67.092,369

* (F)Définitif; (P)Provisoire; (E)Prévisionnel; (N/A)Inconnu

Paramètres les plus utilisés dans le secteur Vin, par campagne et par Etat Membre

**Autres vins Regl. (CE) 479/2008 - Rubique: Consommation humaine -
Source: DG AGRI Regl. (CE) 436/2009 - 1000 HL**

	2009/2010(P)	Moyenne
BE	1.309,760	1.309,760
BG	1.274,394	1.274,394
CZ	488,936	488,936
DK	537,161	537,161
DE	4.733,126	4.733,126
EE	63,357	63,357
IE	372,816	372,816
EL	1.872,352	1.872,352
ES	4.444,382	4.444,382
FR	3.876,643	3.876,643
IT	9.131,254	9.131,254
CY	78,994	78,994
LV	17,240	17,240
LT	103,544	103,544
LU	144,649	144,649
HU		
MT	41,052	41,052
NL	1.702,052	1.702,052
AT	115,735	115,735
PL	253,409	253,409
PT	1.076,261	1.076,261
RO	4.710,121	4.710,121
SI	115,662	115,662
SK	86,645	86,645
FI	290,338	290,338
SE	567,334	567,334
UK	6.730,294	6.730,294
Total	43.996,359	43.996,359

* (F)Définitif; (P)Provisoire; (E)Prévisionnel; (N/A)Inconnu

Paramètres les plus utilisés dans le secteur Vin, par campagne et par Etat Membre

Autres vins Regl. (CE) 479/2008 - Rubrique: Usages industriels - Source: DG AGRI Regl. (CE) 436/2009 - 1000 HL

	2009/2010(P)	Moyenne
BE		
BG		
CZ	2,000	2,000
DK		
DE	600,000	600,000
EE		
IE		
EL	99,000	99,000
ES	7.072,000	7.072,000
FR	7.003,000	7.003,000
IT	4.358,110	4.358,110
CY	12,000	12,000
LV		
LT		
LU		
HU	10,600	10,600
MT		
NL		
AT	28,300	28,300
PL		
PT	357,000	357,000
RO	199,500	199,500
SI		
SK		
FI		
SE		
UK		
Total	19.741,510	19.741,510

* (F)Définitif; (P)Provisoire; (E)Prévisionnel; (N/A)Inconnu

Paramètres les plus utilisés dans le secteur Vin, par campagne et par Etat Membre

Autres vins Regl. (CE) 479/2008 - Rubrique: Usages industriels - distillations - alcool - Source: DG AGRI Regl. (CE) 436/2009 - 1000 HL

	2009/2010(P)	Moyenne
BE		
BG		
CZ		
DK		
DE	600,000	600,000
EE		
IE		
EL		
ES	6.352,000	6.352,000
FR	7.003,000	7.003,000
IT	3.758,110	3.758,110
CY		
LV		
LT		
LU		
HU	10,600	10,600
MT		
NL		
AT	13,000	13,000
PL		
PT	334,000	334,000
RO		
SI		
SK		
FI		
SE		
UK		
Total	18.070,710	18.070,710

* (F)Définitif; (P)Provisoire; (E)Prévisionnel; (N/A)Inconnu

Paramètres les plus utilisés dans le secteur Vin, par campagne et par Etat Membre

Autres vins Regl. (CE) 479/2008 - Rubrique: Usages industriels - distillations - alcool - eaux de vie d'appellation - Source: DG AGRI Regl. (CE) 436/2009 - 1000 HL

	2009/2010(P)	Moyenne
BE		
BG		
CZ		
DK		
DE		
EE		
IE		
EL		
ES		
FR	6.169,000	6.169,000
IT		
CY		
LV		
LT		
LU		
HU		
MT		
NL		
AT		
PL		
PT		
RO		
SI		
SK		
FI		
SE		
UK		
Total	6.169,000	6.169,000

* (F)Définitif; (P)Provisoire; (E)Prévisionnel; (N/A)Inconnu

Paramètres les plus utilisés dans le secteur Vin, par campagne et par Etat Membre

Autres vins Regl. (CE) 479/2008 - Rubrique: Utilisation industrielle - distillations - alcool - réglementation UE - Source: DG AGRI Regl. (CE) 436/2009 - 1000 HL

	2009/2010(P)	Moyenne
BE		
BG		
CZ		
DK		
DE	600,000	600,000
EE		
IE		
EL		
ES	6.352,000	6.352,000
FR	834,000	834,000
IT	3.758,110	3.758,110
CY		
LV		
LT		
LU		
HU	10,600	10,600
MT		
NL		
AT	13,000	13,000
PL		
PT	334,000	334,000
RO		
SI		
SK		
FI		
SE		
UK		
Total	11.901,710	11.901,710

* (F)Définitif; (P)Provisoire; (E)Prévisionnel; (N/A)Inconnu

Paramètres les plus utilisés dans le secteur Vin, par campagne et par Etat Membre

**Autres vins Regl. (CE) 479/2008 - Rubrique: Usages industriels - production de vinaigre -
Source: DG AGRI Regl. (CE) 436/2009 - 1000 HL**

	2009/2010(P)	Moyenne
BE		
BG		
CZ	2,000	2,000
DK		
DE		
EE		
IE		
EL	99,000	99,000
ES	720,000	720,000
FR		
IT	600,000	600,000
CY	12,000	12,000
LV		
LT		
LU		
HU		
MT		
NL		
AT	15,300	15,300
PL		
PT	23,000	23,000
RO	199,500	199,500
SI		
SK		
FI		
SE		
UK		
Total	1.670,800	1.670,800

* (F)Définitif; (P)Provisoire; (E)Prévisionnel; (N/A)Inconnu

Paramètres les plus utilisés dans le secteur Vin, par campagne et par Etat Membre

Autres vins Regl. (CE) 479/2008 - Rubrique: Transformations - Source: DG AGRI Regl. (CE) 436/2009 - 1000 HL

	2009/2010(P)	Moyenne
BE		
BG		
CZ		
DK		
DE		
EE		
IE		
EL	50,000	50,000
ES	800,000	800,000
FR		
IT	2.000,000	2.000,000
CY	5,000	5,000
LV		
LT		
LU		
HU		
MT		
NL		
AT	1,800	1,800
PL	21,500	21,500
PT		
RO		
SI		
SK		
FI		
SE		
UK		
Total	2.878,300	2.878,300

* (F)Définitif; (P)Provisoire; (E)Prévisionnel; (N/A)Inconnu

Paramètres les plus utilisés dans le secteur Vin, par campagne et par Etat Membre

Autres vins Regl. (CE) 479/2008 - Rubrique: Pertes - Source: DG AGRI Regl. (CE) 436/2009 - 1000 HL

	2009/2010(P)	Moyenne
BE	1,000	1,000
BG		
CZ	3,000	3,000
DK		
DE		
EE		
IE		
EL		
ES	168,000	168,000
FR	59,000	59,000
IT	200,000	200,000
CY		
LV		
LT	0,400	0,400
LU		
HU		
MT		
NL		
AT	2,800	2,800
PL	38,000	38,000
PT	4,000	4,000
RO		
SI		
SK		
FI		
SE		
UK		
Total	476,200	476,200

* (F)Définitif; (P)Provisoire; (E)Prévisionnel; (N/A)Inconnu

Paramètres les plus utilisés dans le secteur Vin, par campagne et par Etat Membre

Autres vins Regl. (CE) 479/2008 - Rubrique: Stocks finaux - Source: DG AGRI Regl. (CE) 436/2009 - 1000 HL

	2009/2010(P)	Moyenne
BE	59,000	59,000
BG	64,658	64,658
CZ	74,489	74,489
DK	351,100	351,100
DE	3.553,148	3.553,148
EE	14,677	14,677
IE	4,000	4,000
EL	1.250,140	1.250,140
ES	9.024,000	9.024,000
FR	5.041,242	5.041,242
IT	13.181,480	13.181,480
CY	94,390	94,390
LV		
LT	56,500	56,500
LU	43,000	43,000
HU	749,073	749,073
MT	24,500	24,500
NL	224,379	224,379
AT	271,658	271,658
PL	32,520	32,520
PT	2.265,295	2.265,295
RO	620,492	620,492
SI	14,912	14,912
SK	110,425	110,425
FI	70,600	70,600
SE	214,000	214,000
UK	781,000	781,000
Total	38.190,678	38.190,678

* (F)Définitif; (P)Provisoire; (E)Prévisionnel; (N/A)Inconnu

Paramètres les plus utilisés dans le secteur Vin, par campagne et par Etat Membre

**Autres vins Regl. (CE) 479/2008 - Rubrique: Stocks finaux - aux producteurs -
Source: DG AGRI Regl. (CE) 436/2009 - 1000 HL**

	2009/2010(P)	Moyenne
BE		
BG	48,127	48,127
CZ	50,587	50,587
DK		
DE	261,441	261,441
EE		
IE		
EL	1.122,764	1.122,764
ES	8.081,000	8.081,000
FR	1.978,952	1.978,952
IT	6.750,931	6.750,931
CY	85,984	85,984
LV		
LT		
LU	43,000	43,000
HU	149,183	149,183
MT	22,500	22,500
NL		
AT	171,651	171,651
PL	0,326	0,326
PT	1.157,695	1.157,695
RO	612,799	612,799
SI	13,059	13,059
SK	86,858	86,858
FI		
SE		
UK		
Total	20.636,857	20.636,857

* (F)Définitif; (P)Provisoire; (E)Prévisionnel; (N/A)Inconnu

Paramètres les plus utilisés dans le secteur Vin, par campagne et par Etat Membre

**Autres vins Regl. (CE) 479/2008 - Rubique: Stocks finaux - au commerce -
Source: DG AGRI Regl. (CE) 436/2009 - 1000 HL**

	2009/2010(P)	Moyenne
BE	59,000	59,000
BG	16,531	16,531
CZ	23,902	23,902
DK	351,100	351,100
DE	3.291,707	3.291,707
EE	14,677	14,677
IE	4,000	4,000
EL	127,376	127,376
ES	943,000	943,000
FR	3.062,290	3.062,290
IT	6.430,549	6.430,549
CY	8,406	8,406
LV		
LT	56,500	56,500
LU		
HU	599,890	599,890
MT	2,000	2,000
NL	224,379	224,379
AT	100,007	100,007
PL	32,194	32,194
PT	1.107,600	1.107,600
RO	7,693	7,693
SI	1,853	1,853
SK	23,567	23,567
FI	70,600	70,600
SE	214,000	214,000
UK	781,000	781,000
Total	17.553,821	17.553,821

* (F)Définitif; (P)Provisoire; (E)Prévisionnel; (N/A)Inconnu

Paramètres les plus utilisés dans le secteur Vin, par campagne et par Etat Membre

**Autres vins Regl. (CE) 479/2008 - Rubrique: Variation annuel des stocks -
Source: DG AGRI Regl. (CE) 436/2009 - 1000 HL**

	2009/2010(P)	Moyenne
BE	3,000	3,000
BG	-761,342	-761,342
CZ	18,789	18,789
DK	351,100	351,100
DE	413,148	413,148
EE	-0,323	-0,323
IE		
EL	-204,760	-204,760
ES	-2.855,800	-2.855,800
FR	-225,958	-225,958
IT	-2.122,020	-2.122,020
CY	2,290	2,290
LV	-20,000	-20,000
LT	-1,500	-1,500
LU	1,000	1,000
HU	274,573	274,573
MT	-2,500	-2,500
NL	48,379	48,379
AT	268,058	268,058
PL	-3,480	-3,480
PT	-184,705	-184,705
RO	-115,308	-115,308
SI	14,912	14,912
SK	72,425	72,425
FI	-19,400	-19,400
SE	79,000	79,000
UK	247,000	247,000
Total	-4.723,422	-4.723,422

* (F)Définitif; (P)Provisoire; (E)Prévisionnel; (N/A)Inconnu

Paramètres les plus utilisés dans le secteur Vin, par campagne et par Etat Membre

Vins de table - Rubrique: Stocks initiaux - Source: DG AGRI Regl. (CE) 436/2009 - 1000 HL

	2000/2001(F)	2001/2002(F)	2002/2003(F)	2003/2004(F)	2004/2005(F)	2005/2006(F)	2006/2007(F)	2007/2008(F)	2008/2009(P)	Moyenne
BE	129,000	105,000	95,000	128,000	134,000	120,000	95,000	115,000	111,000	114,667
BG								1.256,000	1.301,000	1.278,500
CZ					70,300	333,000	357,900	112,000	277,961	230,232
DK	114,000	112,000	118,000	118,000	131,000	149,033	149,000	149,000	193,000	137,004
DE	4.524,000	4.297,000	3.882,000	3.566,000	3.325,000	3.433,000	3.321,000	3.500,000	3.449,000	3.699,667
EE					4,675	10,430	7,000	9,000	9,000	8,021
IE	22,000	22,000	22,000	57,000	29,573	31,000	31,000	32,000	36,000	31,397
EL	1.194,000	1.577,000	1.524,000	1.658,000	1.918,633	2.315,000	1.785,713	1.595,000	1.295,233	1.651,398
ES	9.190,000	12.592,000	9.894,000	9.901,000	12.367,000	14.991,000	11.579,000	11.891,000	10.845,000	11.472,222
FR	15.551,000	17.701,000	13.824,000	12.178,000	12.384,000	17.097,955	17.579,986	15.009,557	14.707,000	15.114,722
IT	22.142,000	24.381,990	22.028,000	20.601,000	24.547,945	28.344,000	26.425,284	25.191,000	25.559,745	24.357,885
CY					160,329	234,000	186,678	151,000	135,040	173,409
LV					6,300	4,000	14,900	9,500	11,000	9,140
LT					94,110	65,856	36,300	53,500	67,034	63,360
LU	37,234	33,000	30,000	67,000	51,000	51,000	37,000	63,000	60,000	47,693
HU					908,000	2.064,000	1.423,000	815,500	773,000	1.196,700
MT					18,700	18,700	51,300	46,200	35,000	33,980
NL	88,000	84,000	80,000	76,000	141,000	217,000	240,481	208,000	165,000	144,387
AT	603,000	587,400	769,300	681,900	628,961	713,000	598,499	519,000	540,016	626,786
PL								42,000	57,000	19,800
PT	4.039,000	4.771,000	5.045,000	4.190,000	4.053,266	4.394,028	4.546,552	4.481,000	3.964,257	4.387,123
RO								45,000	968,848	506,924
SI					51,357	111,000	98,000	79,000	84,354	84,742
SK					71,410	153,710	141,000	123,000	132,901	124,404
FI	14,100	13,000	22,600	21,300	20,000	22,340	21,800	18,000	15,600	18,749
SE	140,000	78,000	83,000	99,000	124,000	162,000	149,600	103,000	68,000	111,844
UK	408,000	203,000	302,000	448,000	236,000	87,000	87,000	129,000	129,000	225,444
Total	58.195,334	66.557,390	57.718,900	53.790,200	61.476,559	75.122,052	68.962,993	65.745,257	64.989,989	63.617,630

* (F)Définitif; (P)Provisoire; (E)Prévisionnel; (N/A)Inconnu

Paramètres les plus utilisés dans le secteur Vin, par campagne et par Etat Membre

Vins de table - Rubrique: Stocks initiaux - aux producteurs - Source: DG AGRI Regl. (CE) 436/2009 - 1000 HL

	2000/2001(F)	2001/2002(F)	2002/2003(F)	2003/2004(F)	2004/2005(F)	2005/2006(F)	2006/2007(F)	2007/2008(F)	2008/2009(P)	Moyenne
BE						25,000		23,000	23,000	7,889
BG								1.256,000	1.301,000	1.278,500
CZ					25,500	195,000	158,900	39,000	62,296	96,139
DK						0,033				0,004
DE	724,000	628,000	515,000	414,000	308,000	362,000	341,000	280,000	317,000	432,111
EE										
IE										
EL	1.077,000	1.403,000	1.314,000	1.392,000	1.624,633	2.063,000	1.608,512	1.417,000	1.186,890	1.454,004
ES	9.190,000	10.354,000	7.741,000	7.702,000	10.002,000	12.957,000	9.640,000	10.160,000	9.241,000	9.665,222
FR	10.581,000	12.639,000	8.520,000	7.000,000	6.818,000	11.250,955	11.856,897	10.302,058	9.297,000	9.807,212
IT	18.796,000	17.940,420	15.245,000	13.670,000	14.864,921	19.407,697	17.162,906	15.529,000	15.256,330	16.430,253
CY					156,866	234,000	186,678	151,000	135,040	172,717
LV					0,300				11,000	2,260
LT										
LU	16,686	10,000	9,000	13,000	6,000	6,000	9,000	6,000	60,000	15,076
HU					908,000	2.064,000	1.423,000	326,000	233,000	990,800
MT					18,500	18,500	45,400	41,000	30,000	30,680
NL										
AT	392,000	343,600	417,000	462,725	426,707	428,000	378,056	314,000	357,354	391,049
PL								8,000		1,600
PT	1.814,000	2.387,000	2.710,000	2.087,000	2.002,365	2.568,022	2.487,936	2.756,000	2.385,451	2.355,308
RO								45,000	949,444	497,222
SI					48,215	111,000	95,000	76,000	81,354	82,314
SK					66,980	98,810	141,000	109,000	88,139	100,786
FI										
SE	2,000			3,000			0,600	4,000		1,067
UK	359,000	31,000	289,000	16,000	8,000			28,000	28,000	84,333
Total	42.951,686	45.736,020	36.760,000	32.759,725	37.284,987	51.789,017	45.534,885	42.870,058	41.043,298	41.858,853

* (F)Définitif; (P)Provisoire; (E)Prévisionnel; (N/A)Inconnu

Paramètres les plus utilisés dans le secteur Vin, par campagne et par Etat Membre

Vins de table - Rubrique: Stocks initiaux - au commerce - Source: DG AGRI Regl. (CE) 436/2009 - 1000 HL

	2000/2001(F)	2001/2002(F)	2002/2003(F)	2003/2004(F)	2004/2005(F)	2005/2006(F)	2006/2007(F)	2007/2008(F)	2008/2009(P)	Moyenne
BE	129,000	105,000	95,000	128,000	134,000	95,000	95,000	92,000	88,000	106,778
BG										
CZ					44,800	138,000	199,000	73,000	215,665	134,093
DK	114,000	112,000	118,000	118,000	131,000	149,000	149,000	149,000	193,000	137,000
DE	3.800,000	3.669,000	3.367,000	3.152,000	3.017,000	3.071,000	2.980,000	3.220,000	3.132,000	3.267,556
EE					4,675	10,430	7,000	9,000	9,000	8,021
IE	22,000	22,000	22,000	57,000	29,573	31,000	31,000	32,000	36,000	31,397
EL	117,000	174,000	210,000	266,000	294,000	252,000	177,200	178,000	108,343	197,394
ES		2.238,000	2.153,000	2.199,000	2.365,000	2.034,000	1.939,000	1.731,000	1.604,000	1.807,000
FR	4.970,000	5.062,000	5.304,000	5.178,000	5.566,000	5.847,000	5.723,089	4.707,499	5.410,000	5.307,510
IT	3.346,000	6.441,570	6.783,000	6.931,000	9.683,024	8.936,303	9.262,378	9.662,000	10.303,415	7.927,632
CY					3,463					0,693
LV					6,000	4,000	14,900	9,500		6,880
LT					94,110	65,856	36,300	53,500	67,034	63,360
LU	20,548	23,000	21,000	54,000	45,000	45,000	28,000	57,000		32,616
HU								489,500	540,000	205,900
MT					0,200	0,200	5,900	5,200	5,000	3,300
NL	88,000	84,000	80,000	76,000	141,000	217,000	240,481	208,000	165,000	144,387
AT	211,000	243,800	352,300	219,175	202,254	285,000	220,443	205,000	182,662	235,737
PL								34,000	57,000	18,200
PT	2.225,000	2.384,000	2.335,000	2.103,000	2.050,901	1.826,006	2.058,616	1.725,000	1.578,806	2.031,814
RO									19,404	9,702
SI					3,142		3,000	3,000	3,000	2,428
SK					4,430	54,900		14,000	44,762	23,618
FI	14,100	13,000	22,600	21,300	20,000	22,340	21,800	18,000	15,600	18,749
SE	138,000	78,000	83,000	96,000	124,000	162,000	149,000	99,000	68,000	110,778
UK	49,000	172,000	13,000	432,000	228,000	87,000	87,000	101,000	101,000	141,111
Total	15.243,648	20.821,370	20.958,900	21.030,475	24.191,572	23.333,035	23.428,107	22.875,199	23.946,691	21.758,778

* (F)Définitif; (P)Provisoire; (E)Prévisionnel; (N/A)Inconnu

Paramètres les plus utilisés dans le secteur Vin, par campagne et par Etat Membre

Vins de table - Rubrique: Production totale - Source: DG AGRI Regl. (CE) 436/2009 - 1000 HL

	2000/2001(F)	2001/2002(F)	2002/2003(F)	2003/2004(F)	2004/2005(F)	2005/2006(F)	2006/2007(F)	2007/2008(F)	2008/2009(P)	Moyenne
BE	2,000	1,000	1,000	2,000	2,000	2,000	1,000	1,000	2,000	1,556
BG								1.726,000	1.551,000	1.638,500
CZ					135,000	130,000	129,000	173,000	47,600	122,920
DK										
DE	785,000	388,000	629,000	275,620	593,000	310,000	355,000	571,000	602,663	501,031
EE										
IE										
EL	3.266,000	3.137,000	2.849,000	3.420,000	3.894,000	3.693,000	3.561,000	3.202,000	3.529,048	3.394,561
ES	26.779,000	18.884,000	22.247,000	36.220,000	30.295,000	28.158,000	24.803,000	22.860,000	27.810,000	26.450,667
FR	24.739,000	21.356,000	19.801,000	19.306,000	20.844,000	18.839,000	18.802,000	16.420,000	14.479,000	19.398,444
IT	41.205,000	39.615,000	32.456,000	30.404,000	38.017,000	38.042,000	39.709,000	34.529,000	37.644,779	36.846,864
CY					272,000	236,000	141,500	141,500	128,000	183,800
LV										
LT										
LU		10,000	15,000		3,000					3,111
HU					3.091,300	1.381,000	1.305,000	1.208,000	1.365,000	1.670,060
MT					70,000	60,000	48,000	30,000	55,000	52,600
NL						1,000			1,000	0,222
AT	246,000	465,200	414,500	338,814	464,000	217,000	204,000	290,000	566,660	356,242
PL										
PT	3.440,138	3.642,000	3.743,000	4.134,948	4.194,000	3.894,000	4.221,000	3.213,000	2.705,000	3.687,454
RO								4.804,000	5.841,000	5.322,500
SI					49,000	177,000	241,000	217,000	226,000	182,000
SK					101,430	44,000	51,000	48,000	44,977	57,881
FI										
SE										
UK	12,000	14,000	8,300	7,752	6,517	20,000	15,000	6,000	6,000	10,619
Total	100.474,138	87.512,200	82.163,800	94.109,134	102.031,247	95.204,000	93.586,500	89.439,500	96.604,727	93.458,361

* (F)Définitif; (P)Provisoire; (E)Prévisionnel; (N/A)Inconnu

Paramètres les plus utilisés dans le secteur Vin, par campagne et par Etat Membre

Vins de table - Rubrique: Production utilisable - Source: DG AGRI Regl. (CE) 436/2009 - 1000 HL

	2000/2001(F)	2001/2002(F)	2002/2003(F)	2003/2004(F)	2004/2005(F)	2005/2006(F)	2006/2007(F)	2007/2008(F)	2008/2009(P)	Moyenne
BE	2,000	1,000	1,000	2,000	2,000	2,000	1,000	1,000	2,000	1,556
BG								1.726,000	1.551,000	1.638,500
CZ					110,000	130,000	129,000	173,000	47,600	117,920
DK										
DE	785,000	388,000	629,000	250,682	593,000	310,000	355,000	571,000	602,663	498,261
EE										
IE										
EL	3.266,000	3.137,000	2.849,000	3.420,000	3.881,000	3.655,000	3.522,000	3.028,000	3.529,048	3.365,228
ES	26.779,000	18.884,000	22.247,000	29.443,000	30.295,000	23.197,000	24.803,000	22.860,000	22.140,000	24.516,444
FR	23.939,000	20.606,000	19.387,000	18.246,000	20.079,000	18.391,000	18.543,000	16.191,000	14.374,000	18.861,778
IT	41.205,000	39.615,000	30.860,000	30.404,000	38.017,000	35.442,000	37.740,000	33.429,000	36.144,779	35.872,975
CY					272,000	233,000	141,000	141,000	128,000	183,000
LV										
LT										
LU		10,000	15,000		3,000					3,111
HU					3.091,300	1.381,000	1.305,000	1.208,000	1.365,000	1.670,060
MT					70,000	60,000	48,000	30,000	55,000	52,600
NL						1,000			1,000	0,222
AT	244,000	465,200	414,500	302,837	464,000	217,000	204,000	290,000	566,660	352,022
PL										
PT	3.440,138	3.642,000	3.743,000	4.134,948	4.194,000	3.894,000	4.221,000	3.213,000	2.705,000	3.687,454
RO								4.804,000	5.841,000	5.322,500
SI					49,000	173,000	241,000	217,000	226,000	181,200
SK					101,430	44,000	51,000	48,000	44,977	57,881
FI										
SE										
UK	12,000	14,000	8,300	7,752	6,517	20,000	15,000	6,000	6,000	10,619
Total	99.672,138	86.762,200	80.153,800	86.211,219	101.228,247	87.150,000	91.319,000	87.936,000	89.329,727	89.973,592

* (F)Définitif; (P)Provisoire; (E)Prévisionnel; (N/A)Inconnu

Paramètres les plus utilisés dans le secteur Vin, par campagne et par Etat Membre

Vins de table - Rubrique: Production - sauf vinification - Source: DG AGRI Regl. (CE) 436/2009 - 1000 HL

	2000/2001(F)	2001/2002(F)	2002/2003(F)	2003/2004(F)	2004/2005(F)	2005/2006(F)	2006/2007(F)	2007/2008(F)	2008/2009(P)	Moyenne
BE										
BG										
CZ					25,000					5,000
DK										
DE				24,938						2,771
EE										
IE										
EL					13,000	38,000	39,000	174,000		29,333
ES				6.777,000		4.961,000			5.670,000	1.934,222
FR	800,000	750,000	414,000	1.060,000	765,000	448,000	259,000	229,000	105,000	536,667
IT			1.596,000			2.600,000	1.969,000	1.100,000	1.500,000	973,889
CY						3,000	0,500	0,500		0,800
LV										
LT										
LU										
HU										
MT										
NL										
AT	2,000			35,977						4,220
PL										
PT										
RO										
SI						4,000				0,800
SK										
FI										
SE										
UK										
Total	802,000	750,000	2.010,000	7.897,915	803,000	8.054,000	2.267,500	1.503,500	7.275,000	3.484,768

* (F)Définitif; (P)Provisoire; (E)Prévisionnel; (N/A)Inconnu

Paramètres les plus utilisés dans le secteur Vin, par campagne et par Etat Membre

Vins de table - Rubrique: Importations - intra et extra volume (HI) - Source: DG AGRI Regl. (CE) 436/2009 - 1000 HL

	2000/2001(F)	2001/2002(F)	2002/2003(F)	2003/2004(F)	2004/2005(F)	2005/2006(F)	2006/2007(F)	2007/2008(F)	2008/2009(P)	Moyenne
BE	560,000	790,000	803,000	863,000	866,000	965,000	951,000	1.010,000	1.014,000	869,111
BG								33,000	54,000	43,500
CZ					1.090,000	1.123,000	1.215,000	1.286,000	1.215,000	1.185,800
DK	471,000	640,000	535,000	547,000	538,000	563,000	575,000	567,000	612,000	560,889
DE	5.128,000	5.879,000	5.300,628	7.128,000	7.681,000	7.638,000	8.744,000	7.962,000	8.203,000	7.073,736
EE					46,000	48,000	77,000	78,000	82,000	66,200
IE		119,200	134,666	191,000	270,000	280,000	275,000	269,000	268,000	200,763
EL	47,000	108,000	330,540	221,000	171,000	212,000	129,000	212,000	119,000	172,171
ES	256,000	98,000	1.070,451	178,000	227,762	399,000	600,000	614,000	315,000	417,579
FR	4.174,000	4.591,000	4.061,857	4.231,000	4.347,000	4.047,000	4.131,000	4.153,000	4.321,000	4.228,540
IT	430,000	1.344,000	2.432,870	1.431,000	1.355,000	1.098,000	910,000	1.245,000	740,000	1.220,652
CY					17,000	20,000	24,000	34,000	28,000	24,600
LV					131,000	150,000	176,000	186,000	150,000	158,600
LT					72,000	96,000	171,000	208,000	239,000	157,200
LU	78,000	92,000	72,593	81,000	89,000	91,000	80,000	78,000	85,000	82,955
HU					62,000	179,000	409,000	353,000	133,000	227,200
MT					23,000	27,000	25,000	40,000	39,000	30,800
NL	728,000	796,400	909,702	1.370,000	1.404,000	1.474,000	1.535,000	1.637,000	1.717,000	1.285,678
AT	157,000	314,000	242,803	346,000	383,000	418,000	444,000	364,000	309,000	330,867
PL					294,000	322,000	503,000	560,000	521,000	440,000
PT	1.586,704	1.471,700	1.379,064	1.626,000	1.453,000	1.265,000	843,000	1.330,000	1.805,000	1.417,719
RO								272,000	144,000	208,000
SI					25,000	37,000	46,000	38,000	42,000	37,600
SK					239,000	284,000	350,000	579,000	383,000	367,000
FI	64,000	111,100	155,793	142,000	179,000	188,000	209,000	186,000	198,000	159,210
SE	454,000	858,000	787,302	722,000	713,000	710,000	862,000	932,000	915,000	772,589
UK	2.280,000	2.563,000	2.711,352	3.146,000	3.679,000	3.860,000	4.197,000	4.179,000	4.228,000	3.427,039
Total	16.413,704	19.775,400	20.927,621	22.223,000	25.354,762	25.494,000	27.481,000	28.405,000	27.879,000	23.772,610

* (F)Définitif; (P)Provisoire; (E)Prévisionnel; (N/A)Inconnu

Paramètres les plus utilisés dans le secteur Vin, par campagne et par Etat Membre

Vins de table - Rubique: Importations - volume extra de l'UE (HI) - Source: DG AGRI Regl. (CE) 436/2009 - 1000 HL

	2000/2001(F)	2001/2002(F)	2002/2003(F)	2003/2004(F)	2004/2005(F)	2005/2006(F)	2006/2007(F)	2007/2008(F)	2008/2009(P)	Moyenne
BE										
BG										
CZ										
DK										
DE										
EE										
IE										
EL										
ES										
FR	576,000									64,000
IT										
CY										
LV										
LT										
LU										
HU										
MT										
NL										
AT										
PL										
PT										
RO										
SI										
SK										
FI										
SE										
UK										
Total	576,000									64,000

* (F)Définitif; (P)Provisoire; (E)Prévisionnel; (N/A)Inconnu

Paramètres les plus utilisés dans le secteur Vin, par campagne et par Etat Membre

Vins de table - Rubrique: Importations - Intra UE - Source: DG AGRI Regl. (CE) 436/2009 - 1000 HL

	2000/2001(F)	2001/2002(F)	2002/2003(F)	2003/2004(F)	2004/2005(F)	2005/2006(F)	2006/2007(F)	2007/2008(F)	2008/2009(P)	Moyenne
BE	560,000	790,000	803,000	863,000	866,000	965,000	951,000	1.010,000	1.014,000	869,111
BG								33,000	54,000	43,500
CZ					1.090,000	1.123,000	1.215,000	1.286,000	1.215,000	1.185,800
DK	471,000	640,000	535,000	547,000	538,000	563,000	575,000	567,000	612,000	560,889
DE	5.128,000	5.879,000	5.300,628	7.128,000	7.681,000	7.638,000	8.744,000	7.962,000	8.203,000	7.073,736
EE					46,000	48,000	77,000	78,000	82,000	66,200
IE		119,200	134,666	191,000	270,000	280,000	275,000	269,000	268,000	200,763
EL	47,000	108,000	330,540	221,000	171,000	212,000	129,000	212,000	119,000	172,171
ES	256,000	98,000	1.070,451	178,000	227,762	399,000	600,000	614,000	315,000	417,579
FR	3.598,000	4.591,000	4.061,857	4.231,000	4.347,000	4.047,000	4.131,000	4.153,000	4.321,000	4.164,540
IT	430,000	1.344,000	2.432,870	1.431,000	1.355,000	1.098,000	910,000	1.245,000	740,000	1.220,652
CY					17,000	20,000	24,000	34,000	28,000	24,600
LV					131,000	150,000	176,000	186,000	150,000	158,600
LT					72,000	96,000	171,000	208,000	239,000	157,200
LU	78,000	92,000	72,593	81,000	89,000	91,000	80,000	78,000	85,000	82,955
HU					62,000	179,000	409,000	353,000	133,000	227,200
MT					23,000	27,000	25,000	40,000	39,000	30,800
NL	728,000	796,400	909,702	1.370,000	1.404,000	1.474,000	1.535,000	1.637,000	1.717,000	1.285,678
AT	157,000	314,000	242,803	346,000	383,000	418,000	444,000	364,000	309,000	330,867
PL					294,000	322,000	503,000	560,000	521,000	440,000
PT	1.586,704	1.471,700	1.379,064	1.626,000	1.453,000	1.265,000	843,000	1.330,000	1.805,000	1.417,719
RO								272,000	144,000	208,000
SI					25,000	37,000	46,000	38,000	42,000	37,600
SK					239,000	284,000	350,000	579,000	383,000	367,000
FI	64,000	111,100	155,793	142,000	179,000	188,000	209,000	186,000	198,000	159,210
SE	454,000	858,000	787,302	722,000	713,000	710,000	862,000	932,000	915,000	772,589
UK	2.280,000	2.563,000	2.711,352	3.146,000	3.679,000	3.860,000	4.197,000	4.179,000	4.228,000	3.427,039
Total	15.837,704	19.775,400	20.927,621	22.223,000	25.354,762	25.494,000	27.481,000	28.405,000	27.879,000	23.708,610

* (F)Définitif; (P)Provisoire; (E)Prévisionnel; (N/A)Inconnu

Paramètres les plus utilisés dans le secteur Vin, par campagne et par Etat Membre

Vins de table - Rubrique: Exportations - Intra et Extra en volume (hl) - Source: DG AGRI Regl. (CE) 436/2009 - 1000 HL

	2000/2001(F)	2001/2002(F)	2002/2003(F)	2003/2004(F)	2004/2005(F)	2005/2006(F)	2006/2007(F)	2007/2008(F)	2008/2009(P)	Moyenne
BE	125,000	105,500	99,528	82,000	100,000	143,000	315,000	315,000	296,000	175,670
BG								782,000	600,000	691,000
CZ					28,000	49,000	72,000	111,000	178,000	87,600
DK	115,000	167,000	219,815	284,000	346,000	302,000	307,000	307,000	358,000	267,313
DE	696,000	752,000	838,402	1.084,000	1.222,000	1.327,000	1.685,000	1.841,000	1.998,000	1.271,489
EE					5,000	12,000	34,000	22,000	23,000	19,200
IE		1,500	3,700	4,000	5,000	8,000	14,000	9,000	8,000	5,911
EL	630,000	276,000	228,740	215,000	190,000	192,000	213,000	186,000	145,000	252,860
ES	5.056,000	5.670,000	6.986,485	8.753,000	9.375,000	9.152,000	10.157,000	11.499,000	7.697,000	8.260,609
FR	7.592,000	7.421,000	7.534,272	7.301,000	6.966,000	7.163,000	7.726,000	7.014,000	6.490,000	7.245,252
IT	11.547,000	10.525,000	8.794,991	8.527,000	9.468,000	11.734,000	13.308,000	11.799,000	12.914,000	10.957,443
CY					121,000	48,000	56,000	49,000	29,000	60,600
LV					2,000	94,000	104,000	74,000	92,000	73,200
LT					3,623	13,000	120,000	149,000	144,000	85,925
LU	15,000	53,000	20,447	20,000	24,000	22,000	22,000	25,000	34,000	26,161
HU					603,000	607,000	590,000	564,000	536,000	580,000
MT								1,000	1,000	0,400
NL	220,000	293,700	304,124	276,000	352,000	320,000	220,000	223,000	193,000	266,869
AT	169,000	454,000	691,959	527,000	731,000	341,000	296,000	302,000	387,000	433,218
PL					2,000	4,000	14,000	8,000	6,000	6,800
PT	552,605	709,800	1.834,009	2.150,000	1.773,000	1.472,000	2.271,000	2.052,000	1.409,000	1.580,379
RO								110,000	115,000	112,500
SI					5,000	8,000	15,000	39,000	14,000	16,200
SK					95,000	131,000	144,000	179,000	159,000	141,600
FI	1,100	1,000		4,000	6,000	7,000	15,000	20,000	21,000	8,344
SE	5,000	6,000	14,900	28,000	14,000	32,000	22,000	23,000	91,000	26,211
UK	131,000	130,000	184,278	133,000	405,000	397,000	452,000	415,000	489,000	304,031
Total	26.854,705	26.565,500	27.755,649	29.388,000	31.841,623	33.578,000	38.172,000	38.118,000	34.427,000	31.855,609

* (F)Définitif; (P)Provisoire; (E)Prévisionnel; (N/A)Inconnu

Paramètres les plus utilisés dans le secteur Vin, par campagne et par Etat Membre

**Vins de table - Rubrique: Exportations - Intra et Extra en volume (hl)
par rapport à la production vinifiée - Source: DG AGRI Regl. (CE) 436/2009 - en %**

	2000/2001(F)	2001/2002(F)	2002/2003(F)	2003/2004(F)	2004/2005(F)	2005/2006(F)	2006/2007(F)	2007/2008(F)	2008/2009(P)	Moyenne
BE	-	-	-	-	-	-	-	-	-	-
BG	-	-	-	-	-	-	-	45%	39%	42%
CZ	-	-	-	-	25%	38%	56%	64%	374%	74%
DK	-	-	-	-	-	-	-	-	-	-
DE	89%	194%	133%	432%	206%	428%	475%	322%	332%	255%
EE	-	-	-	-	-	-	-	-	-	-
IE	-	-	-	-	-	-	-	-	-	-
EL	19%	9%	8%	6%	5%	5%	6%	6%	4%	8%
ES	19%	30%	31%	30%	31%	39%	41%	50%	35%	34%
FR	32%	36%	39%	40%	35%	39%	42%	43%	45%	38%
IT	28%	27%	28%	28%	25%	33%	35%	35%	36%	31%
CY	-	-	-	-	44%	21%	40%	35%	23%	33%
LV	-	-	-	-	-	-	-	-	-	-
LT	-	-	-	-	-	-	-	-	-	-
LU	-	-	-	-	-	-	-	-	-	-
HU	-	-	-	-	20%	44%	45%	47%	39%	35%
MT	-	-	-	-	-	-	-	3%	2%	1%
NL	-	-	-	-	-	-	-	-	-	-
AT	69%	98%	167%	174%	158%	157%	145%	104%	68%	123%
PL	-	-	-	-	-	-	-	-	-	-
PT	16%	19%	49%	52%	42%	38%	54%	64%	52%	43%
RO	-	-	-	-	-	-	-	2%	2%	2%
SI	-	-	-	-	10%	5%	6%	18%	6%	9%
SK	-	-	-	-	94%	298%	282%	373%	354%	245%
FI	-	-	-	-	-	-	-	-	-	-
SE	-	-	-	-	-	-	-	-	-	-
UK	-	-	-	-	-	-	-	-	-	-
Total	27%	31%	35%	34%	31%	39%	42%	43%	39%	35%

* (F)Définitif; (P)Provisoire; (E)Prévisionnel; (N/A)Inconnu

Paramètres les plus utilisés dans le secteur Vin, par campagne et par Etat Membre

Vins de table - Rubrique: Exportations - extra UE en Volume (hl) - Source: DG AGRI Regl. (CE) 436/2009 - 1000 HL

	2000/2001(F)	2001/2002(F)	2002/2003(F)	2003/2004(F)	2004/2005(F)	2005/2006(F)	2006/2007(F)	2007/2008(F)	2008/2009(P)	Moyenne
BE	6,000	6,500	4,595	2,000	4,000	12,000	19,000	31,000	20,000	11,677
BG								481,000	307,000	394,000
CZ						1,000		1,000	1,000	0,600
DK	7,000	10,000	8,698	12,000	7,000	6,000	13,000	18,000	20,000	11,300
DE	109,000	140,000	147,486	198,000	99,000	144,000	241,000	246,000	239,000	173,721
EE						3,000	22,000	7,000	4,000	7,200
IE		1,400	1,300	1,000		1,000				0,522
EL	72,000	40,000	45,340	44,000	9,000	23,000	35,000	35,000	26,000	36,593
ES	1.444,000	1.788,000	1.732,263	1.775,000	1.990,000	2.747,000	4.123,000	3.574,000	2.591,000	2.418,251
FR	2.081,000	1.861,000	1.882,271	1.879,000	1.561,000	1.919,000	2.349,000	1.554,000	1.537,000	1.847,030
IT	2.120,500	2.399,000	2.224,274	2.351,000	1.739,000	2.206,000	2.374,000	2.340,000	2.628,000	2.264,642
CY					23,000	14,000	11,000	11,000	9,000	13,600
LV						89,000	95,000	65,000	88,000	67,400
LT					1,000	9,000	118,000	146,000	141,000	83,000
LU			0,426					1,000		0,158
HU					42,000	72,000	90,000	64,000	52,000	64,000
MT										
NL	18,000	7,700	7,706	8,000		7,000	20,000	27,000	11,000	11,823
AT	73,000	194,000	225,904	247,000	245,000	23,000	21,000	27,000	31,000	120,767
PL					1,000	2,000	3,000	2,000	2,000	2,000
PT	262,000	328,300	508,442	609,000	729,000	761,000	1.121,000	1.002,000	798,000	679,860
RO								27,000	17,000	22,000
SI					1,000	1,000	3,000	28,000	6,000	7,800
SK					5,000	3,000	1,000			1,800
FI	1,100	0,600		4,000		1,000	1,000	1,000	1,000	1,078
SE	3,000	4,000	7,900	16,000		16,000	5,000	6,000	4,000	6,878
UK	26,000	12,100	31,221	19,000	31,000	21,000	26,000	22,000	19,000	23,036
Total	6.222,600	6.792,600	6.827,825	7.165,000	6.487,000	8.081,000	10.691,000	9.716,000	8.552,000	7.837,225

* (F)Définitif; (P)Provisoire; (E)Prévisionnel; (N/A)Inconnu

Paramètres les plus utilisés dans le secteur Vin, par campagne et par Etat Membre

Vins de table - Rubrique: Exportations intra UE en volume (hl) - Source: DG AGRI Regl. (CE) 436/2009 - 1000 HL

	2000/2001(F)	2001/2002(F)	2002/2003(F)	2003/2004(F)	2004/2005(F)	2005/2006(F)	2006/2007(F)	2007/2008(F)	2008/2009(P)	Moyenne
BE	119,000	99,000	94,934	80,000	96,000	131,000	296,000	284,000	276,000	163,993
BG								301,000	293,000	297,000
CZ					28,000	48,000	72,000	110,000	177,000	87,000
DK	108,000	157,000	211,117	272,000	339,000	296,000	294,000	289,000	338,000	256,013
DE	587,000	612,000	690,917	886,000	1.123,000	1.183,000	1.444,000	1.595,000	1.759,000	1.097,769
EE					5,000	9,000	12,000	15,000	19,000	12,000
IE		0,100	2,400	3,000	5,000	7,000	14,000	9,000	8,000	5,389
EL	558,000	236,000	183,401	171,000	181,000	169,000	178,000	151,000	119,000	216,267
ES	3.612,000	3.882,000	5.254,221	6.978,000	7.385,000	6.405,000	6.034,000	7.925,000	5.106,000	5.842,358
FR	5.511,000	5.560,000	5.652,002	5.422,000	5.405,000	5.244,000	5.377,000	5.460,000	4.953,000	5.398,222
IT	9.426,500	8.126,000	6.570,717	6.176,000	7.729,000	9.528,000	10.934,000	9.459,000	10.286,000	8.692,802
CY					98,000	34,000	45,000	38,000	20,000	47,000
LV					2,000	5,000	9,000	9,000	4,000	5,800
LT					2,623	4,000	2,000	3,000	3,000	2,925
LU	15,000	53,000	20,020	20,000	24,000	22,000	22,000	24,000	34,000	26,002
HU					561,000	535,000	500,000	500,000	484,000	516,000
MT								1,000	1,000	0,400
NL	202,000	286,000	296,417	268,000	352,000	313,000	200,000	196,000	182,000	255,046
AT	96,000	260,000	466,055	280,000	486,000	318,000	275,000	275,000	356,000	312,451
PL					1,000	2,000	11,000	6,000	4,000	4,800
PT	290,605	381,500	1.325,567	1.541,000	1.044,000	711,000	1.150,000	1.050,000	611,000	900,519
RO								83,000	98,000	90,500
SI					4,000	7,000	12,000	11,000	8,000	8,400
SK					90,000	128,000	143,000	179,000	159,000	139,800
FI		0,400			6,000	6,000	14,000	19,000	20,000	7,267
SE	2,000	2,000	7,000	12,000	14,000	16,000	17,000	17,000	87,000	19,333
UK	105,000	117,900	153,057	114,000	374,000	376,000	426,000	393,000	470,000	280,995
Total	20.632,105	19.772,900	20.927,824	22.223,000	25.354,623	25.497,000	27.481,000	28.402,000	25.875,000	24.018,384

* (F)Définitif; (P)Provisoire; (E)Prévisionnel; (N/A)Inconnu

Paramètres les plus utilisés dans le secteur Vin, par campagne et par Etat Membre

Vins de table - Rubrique: Utilisation domestique totale - Source: DG AGRI Regl. (CE) 436/2009 - 1000 HL

	2000/2001(F)	2001/2002(F)	2002/2003(F)	2003/2004(F)	2004/2005(F)	2005/2006(F)	2006/2007(F)	2007/2008(F)	2008/2009(P)	Moyenne
BE	430,000	695,500	671,472	777,000	782,000	833,000	617,000	700,000	732,000	693,108
BG								953,347	1.019,000	986,174
CZ					909,300	1.179,000	1.517,900	1.182,039	1.157,426	1.189,133
DK	354,000	473,000	315,185	251,000	173,967	261,033	268,000	216,000	254,000	285,132
DE	5.444,000	5.930,000	5.407,225	6.535,682	6.944,000	6.733,000	7.235,000	6.743,000	6.096,924	6.340,981
EE					35,245	40,430	41,000	56,000	59,066	46,348
IE		117,000	95,966	214,427	263,573	272,000	260,000	256,000	279,000	195,330
EL	2.837,000	3.022,000	2.816,800	3.165,367	3.465,633	4.204,000	3.628,713	3.353,767	2.945,918	3.271,022
ES	18.551,000	16.010,000	16.323,966	18.402,000	18.523,762	18.218,000	14.934,000	13.021,000	11.912,091	16.210,647
FR	18.371,000	21.653,000	17.560,585	14.970,000	12.746,045	15.264,955	17.787,986	13.632,557	14.492,967	16.275,455
IT	27.848,000	32.788,000	25.924,879	19.361,055	26.107,945	26.725,000	26.576,284	22.506,000	21.255,524	25.454,743
CY					94,329	257,000	144,678	141,960	120,009	151,595
LV					131,300	45,000	77,400	110,500	61,000	85,040
LT					96,631	112,856	33,800	45,466	107,121	79,175
LU	40,000	52,000	30,147	77,000	68,000	83,000	32,000	56,000	41,700	53,316
HU					1.394,300	1.804,000	1.731,900	1.039,500	786,000	1.351,140
MT					93,600	51,700	78,100	80,200	101,000	80,920
NL	524,000	511,560	609,579	1.029,040	975,960	1.132,000	1.347,481	1.457,000	1.594,000	1.020,069
AT	281,552	216,700	52,744	174,776	31,961	409,000	431,499	330,984	347,586	252,978
PL					292,000	318,000	447,000	537,000	536,000	426,000
PT	3.737,000	4.145,340	4.143,055	3.747,682	3.533,238	3.534,028	2.858,552	3.007,743	3.227,582	3.548,247
RO								4.042,152	5.635,998	4.839,075
SI					9,357	215,000	291,000	210,646	257,448	196,690
SK					163,130	209,710	275,000	438,099	298,878	276,963
FI	61,000	100,500	157,093	139,300	170,660	182,340	197,800	168,400	177,600	150,521
SE	511,000	847,000	756,402	669,000	660,620	691,000	886,600	944,000	762,000	747,514
UK	2.368,000	2.348,000	2.389,374	3.232,752	3.429,097	3.483,000	3.718,000	3.790,000	3.677,000	3.159,469
Total	81.357,552	88.909,600	77.254,472	72.746,081	81.095,654	86.258,052	85.416,693	79.019,360	77.934,838	81.110,256

* (F)Définitif; (P)Provisoire; (E)Prévisionnel; (N/A)Inconnu

Paramètres les plus utilisés dans le secteur Vin, par campagne et par Etat Membre

Vins de table - Rubique: Consommation humaine - Source: DG AGRI Regl. (CE) 436/2009 - 1000 HL

	2000/2001(F)	2001/2002(F)	2002/2003(F)	2003/2004(F)	2004/2005(F)	2005/2006(F)	2006/2007(F)	2007/2008(F)	2008/2009(P)	Moyenne
BE	421,000	686,500	662,472	777,000	773,000	824,000	608,000	691,000	722,895	685,096
BG								953,347	1.019,000	986,174
CZ					909,300	1.171,000	1.495,900	1.394,039	1.156,426	1.225,333
DK	354,000	473,000	315,185	251,000	173,967	261,033	268,000	216,000	254,000	285,132
DE	5.003,000	5.430,000	5.062,225	6.345,882	6.703,000	6.478,000	6.963,000	6.607,000	5.966,924	6.062,115
EE					35,245	40,430	41,000	56,000	59,066	46,348
IE		117,000	95,966	214,427	263,573	272,000	260,000	256,000	279,000	195,330
EL	2.537,000	2.656,000	2.399,800	2.897,367	2.993,633	3.392,000	3.305,013	3.188,767	2.799,918	2.907,722
ES	7.024,000	6.984,000	7.160,966	7.944,000	7.138,762	6.843,000	5.645,000	5.246,000	3.242,091	6.358,647
FR	15.313,000	16.858,000	16.282,585	13.766,000	11.409,045	12.981,955	13.532,986	12.373,557	13.569,967	14.009,677
IT	19.769,000	20.869,000	21.488,879	14.514,055	19.451,945	15.355,000	17.690,284	17.732,000	14.906,524	17.975,187
CY					22,419	245,000	144,678	106,960	89,006	121,613
LV					130,800	45,000	77,400	110,500	61,000	84,940
LT					95,131	110,856	32,200	43,466	106,121	77,555
LU	40,000	52,000	30,147	77,000	68,000	83,000	32,000	56,000	41,700	53,316
HU					1.168,300	1.545,000	1.645,700	990,500	716,026	1.213,105
MT					92,500	51,700	78,100	80,200	99,075	80,315
NL	512,000	511,560	601,579	1.029,040	966,960	1.124,000	1.339,481	1.448,000	1.585,000	1.013,069
AT	249,552	186,700	42,344	162,776	19,961	398,800	422,799	317,984	331,586	236,945
PL					235,000	318,000	447,000	537,000	536,000	414,600
PT	3.032,000	3.136,340	3.087,055	3.000,959	2.825,238	2.566,028	1.948,552	2.596,743	2.808,582	2.777,944
RO								3.917,152	4.399,998	4.158,575
SI					9,357	209,000	286,000	206,646	253,728	192,946
SK					47,680	201,710	275,000	425,099	276,878	245,273
FI	61,000	100,500	157,093	139,300	170,660	182,340	197,800	168,400	177,600	150,521
SE	511,000	847,000	756,402	669,000	660,620	691,000	886,600	944,000	762,000	747,514
UK	2.368,000	2.348,000	2.389,374	3.232,752	3.429,097	3.483,000	3.718,000	3.790,000	3.676,790	3.159,446
Total	57.194,552	61.255,600	60.532,072	55.020,558	59.793,194	58.872,852	61.340,493	64.452,360	59.896,901	59.817,620

* (F)Définitif; (P)Provisoire; (E)Prévisionnel; (N/A)Inconnu

Paramètres les plus utilisés dans le secteur Vin, par campagne et par Etat Membre

Vins de table - Rubrique: Usages industriels - Source: DG AGRI Regl. (CE) 436/2009 - 1000 HL

	2000/2001(F)	2001/2002(F)	2002/2003(F)	2003/2004(F)	2004/2005(F)	2005/2006(F)	2006/2007(F)	2007/2008(F)	2008/2009(P)	Moyenne
BE	6,000	6,000	6,000		6,000	6,000	6,000	6,000	6,105	5,345
BG										
CZ						4,000	2,000			1,200
DK										
DE	441,000	500,000	345,000	189,800	241,000	255,000	272,000	136,000	130,000	278,867
EE										
IE										
EL	200,000	266,000	317,000	168,000	372,000	712,000	223,700	155,000	61,000	274,967
ES	10.687,000	8.211,000	8.265,000	9.458,000	10.529,000	10.781,000	8.627,000	7.141,000	7.725,000	9.047,111
FR	2.786,000	4.467,000	938,000	884,000	1.031,000	2.029,000	3.978,000	1.004,000	645,000	1.973,556
IT	6.579,000	9.769,000	2.936,000	3.347,000	5.156,000	9.870,000	7.386,000	3.624,000	5.299,000	5.996,222
CY					50,910	8,000		30,000	26,003	22,983
LV										
LT										
LU										
HU					127,200	190,000	49,200	25,000	50,974	88,475
MT									1,925	0,385
NL										
AT	7,000	23,000	5,000			6,500	5,600	9,000	9,000	7,233
PL										
PT	595,000	999,000	1.046,000	736,723	698,000	958,000	900,000	402,000	411,000	749,525
RO								96,000	445,000	270,500
SI										
SK										
FI										
SE										
UK									0,210	0,023
Total	21.301,000	24.241,000	13.858,000	14.783,523	18.211,110	24.819,500	21.449,500	12.628,000	14.810,217	18.455,761

* (F)Définitif; (P)Provisoire; (E)Prévisionnel; (N/A)Inconnu

Paramètres les plus utilisés dans le secteur Vin, par campagne et par Etat Membre

Vins de table - Rubrique: Usages industriels - distillations - alcool - Source: DG AGRI Regl. (CE) 436/2009 - 1000 HL

	2000/2001(F)	2001/2002(F)	2002/2003(F)	2003/2004(F)	2004/2005(F)	2005/2006(F)	2006/2007(F)	2007/2008(F)	2008/2009(P)	Moyenne
BE									0,105	0,012
BG										
CZ						3,000	1,000			0,800
DK										
DE	441,000	380,000	215,000	189,800	111,000	125,000	142,000	123,000		191,867
EE										
IE										
EL	150,000	216,000	267,000	118,000	300,000	640,000	162,700	94,000		216,411
ES	10.107,000	7.643,000	7.691,000	8.887,000	9.859,000	10.093,000	7.952,000	6.497,000	7.090,000	8.424,333
FR	2.536,000	4.262,000	720,000	669,000	814,000	1.867,000	3.827,000	946,000	480,000	1.791,222
IT	6.129,000	9.319,000	2.486,000	2.897,000	4.706,000	9.420,000	6.936,000	1.689,000	3.386,000	5.218,667
CY					49,910	3,000		18,000	14,003	16,983
LV										
LT										
LU										
HU					124,000	188,000	49,200	25,000	50,974	87,435
MT									1,925	0,385
NL										
AT		23,000								2,556
PL										
PT	505,000	939,000	971,000	666,723	635,000	859,000	819,000	329,000	386,000	678,858
RO								9,000	210,000	109,500
SI										
SK										
FI										
SE										
UK									0,210	0,023
Total	19.868,000	22.782,000	12.350,000	13.427,523	16.598,910	23.198,000	19.888,900	9.730,000	11.619,217	16.606,950

* (F)Définitif; (P)Provisoire; (E)Prévisionnel; (N/A)Inconnu

Paramètres les plus utilisés dans le secteur Vin, par campagne et par Etat Membre

Vins de table - Rubrique: Usages industriels - distillations -
alcool - eaux de vie d'appellation - Source: DG AGRI Regl. (CE) 436/2009 - 1000 HL

	2000/2001(F)	2001/2002(F)	2002/2003(F)	2003/2004(F)	2004/2005(F)	2005/2006(F)	2006/2007(F)	2007/2008(F)	2008/2009(P)	Moyenne
BE										
BG										
CZ						3,000				0,600
DK										
DE										
EE										
IE										
EL										
ES										
FR										
IT						3.176,000				352,889
CY										
LV										
LT										
LU										
HU						134,000				26,800
MT										
NL										
AT										
PL										
PT						243,000				27,000
RO										
SI										
SK										
FI										
SE										
UK										
Total						3.556,000				395,111

* (F)Définitif; (P)Provisoire; (E)Prévisionnel; (N/A)Inconnu

Paramètres les plus utilisés dans le secteur Vin, par campagne et par Etat Membre

**Vins de table - Rubrique: Utilisation industrielle - distillations -
alcool - réglementation UE - Source: DG AGRI Regl. (CE) 436/2009 - 1000 HL**

	2000/2001(F)	2001/2002(F)	2002/2003(F)	2003/2004(F)	2004/2005(F)	2005/2006(F)	2006/2007(F)	2007/2008(F)	2008/2009(P)	Moyenne
BE									0,105	0,012
BG										
CZ										
DK										
DE	441,000	380,000	215,000	9,800	111,000	125,000	120,000	91,000		165,867
EE										
IE										
EL	150,000	216,000	267,000	118,000	300,000	303,000	162,700	94,000		178,967
ES	10.107,000	7.643,000	7.691,000	8.887,000	9.859,000	10.093,000	7.952,000	6.497,000	7.090,000	8.424,333
FR	2.536,000	4.262,000	720,000	669,000	814,000	1.867,000	3.827,000	946,000	480,000	1.791,222
IT	6.129,000	9.319,000	2.486,000	2.897,000	4.706,000	6.244,000	6.936,000	1.689,000	3.386,000	4.865,778
CY					49,910	3,000		18,000	14,003	16,983
LV										
LT										
LU										
HU					124,000	33,000	28,000	25,000	25,974	47,195
MT									1,925	0,385
NL										
AT		23,000								2,556
PL										
PT	505,000	939,000	971,000	666,723	635,000	496,000	819,000	329,000	300,000	628,969
RO									210,000	105,000
SI										
SK										
FI										
SE										
UK									0,210	0,023
Total	19.868,000	22.782,000	12.350,000	13.247,523	16.598,910	19.164,000	19.844,700	9.689,000	11.508,217	16.116,928

* (F)Définitif; (P)Provisoire; (E)Prévisionnel; (N/A)Inconnu

Paramètres les plus utilisés dans le secteur Vin, par campagne et par Etat Membre

**Vins de table - Rubrique: Utilisation industrielle - distillations -
alcool - réglementation EM - Source: DG AGRI Regl. (CE) 436/2009 - 1000 HL**

	2000/2001(F)	2001/2002(F)	2002/2003(F)	2003/2004(F)	2004/2005(F)	2005/2006(F)	2006/2007(F)	2007/2008(F)	2008/2009(P)	Moyenne
BE										
BG										
CZ							1,000			0,200
DK										
DE				180,000			22,000	32,000		26,000
EE										
IE										
EL						337,000				37,444
ES										
FR										
IT										
CY										
LV										
LT										
LU										
HU						21,000	21,200		25,000	13,440
MT										
NL										
AT										
PL										
PT						120,000			86,000	22,889
RO								9,000		4,500
SI										
SK										
FI										
SE										
UK										
Total				180,000		478,000	44,200	41,000	111,000	94,911

* (F)Définitif; (P)Provisoire; (E)Prévisionnel; (N/A)Inconnu

Paramètres les plus utilisés dans le secteur Vin, par campagne et par Etat Membre

Vins de table - Rubrique: Usages industriels - production de vinaigre -
Source: DG AGRI Regl. (CE) 436/2009 - 1000 HL

	2000/2001(F)	2001/2002(F)	2002/2003(F)	2003/2004(F)	2004/2005(F)	2005/2006(F)	2006/2007(F)	2007/2008(F)	2008/2009(P)	Moyenne
BE	6,000	6,000	6,000		6,000	6,000	6,000	6,000	6,000	5,333
BG										
CZ						1,000	1,000			0,400
DK										
DE		120,000	130,000		130,000	130,000	130,000	13,000	130,000	87,000
EE										
IE										
EL	50,000	50,000	50,000	50,000	72,000	72,000	61,000	61,000	61,000	58,556
ES	580,000	568,000	574,000	571,000	670,000	688,000	675,000	644,000	635,000	622,778
FR	250,000	205,000	218,000	215,000	217,000	162,000	151,000	58,000	165,000	182,333
IT	450,000	450,000	450,000	450,000	450,000	450,000	450,000	1.935,000	1.913,000	777,556
CY					1,000	5,000		12,000	12,000	6,000
LV										
LT										
LU										
HU					3,200	2,000				1,040
MT										
NL										
AT	7,000		5,000			6,500	5,600	9,000	9,000	4,678
PL										
PT	90,000	60,000	75,000	70,000	63,000	99,000	81,000	73,000	25,000	70,667
RO								87,000	235,000	161,000
SI										
SK										
FI										
SE										
UK										
Total	1.433,000	1.459,000	1.508,000	1.356,000	1.612,200	1.621,500	1.560,600	2.898,000	3.191,000	1.848,811

* (F)Définitif; (P)Provisoire; (E)Prévisionnel; (N/A)Inconnu

Paramètres les plus utilisés dans le secteur Vin, par campagne et par Etat Membre

Vins de table - Rubrique: Transformations - Source: DG AGRI Regl. (CE) 436/2009 - 1000 HL

	2000/2001(F)	2001/2002(F)	2002/2003(F)	2003/2004(F)	2004/2005(F)	2005/2006(F)	2006/2007(F)	2007/2008(F)	2008/2009(P)	Moyenne
BE										
BG										
CZ						4,000	20,000	18,000		8,400
DK										
DE										
EE										
IE										
EL	50,000	50,000	50,000	50,000	50,000	50,000	50,000	5,000	50,000	45,000
ES	572,000	626,000	676,000	695,000	553,000	361,000	414,000	418,000	411,000	525,111
FR	215,000	228,000	250,000	221,000	207,000	169,000	166,000	166,000	193,000	201,667
IT	1.300,000	1.950,000	1.300,000	1.300,000	1.300,000	1.300,000	1.300,000	950,000	850,000	1.283,333
CY					20,000	4,000		5,000	5,000	6,800
LV										
LT										
LU										
HU					57,000	41,000	16,000	7,000	2,000	24,600
MT										
NL										
AT			1,300			1,500	1,000	1,000	1,000	0,644
PL					38,000					7,600
PT	70,000									7,778
RO								26,000	491,000	258,500
SI										
SK					71,230	6,000				15,446
FI										
SE										
UK										
Total	2.207,000	2.854,000	2.277,300	2.266,000	2.296,230	1.936,500	1.967,000	1.596,000	2.003,000	2.155,892

* (F)Définitif; (P)Provisoire; (E)Prévisionnel; (N/A)Inconnu

Paramètres les plus utilisés dans le secteur Vin, par campagne et par Etat Membre

Vins de table - Rubrique: Pertes - Source: DG AGRI Regl. (CE) 436/2009 - 1000 HL

	2000/2001(F)	2001/2002(F)	2002/2003(F)	2003/2004(F)	2004/2005(F)	2005/2006(F)	2006/2007(F)	2007/2008(F)	2008/2009(P)	Moyenne
BE	3,000	3,000	3,000		3,000	3,000	3,000	3,000	3,000	2,667
BG										
CZ								-230,000		-46,000
DK										
DE										
EE										
IE										
EL	50,000	50,000	50,000	50,000	50,000	50,000	50,000	5,000	35,000	43,333
ES	268,000	189,000	222,000	305,000	303,000	233,000	248,000	216,000	534,000	279,778
FR	57,000	100,000	90,000	99,000	99,000	85,000	111,000	89,000	85,000	90,556
IT	200,000	200,000	200,000	200,000	200,000	200,000	200,000	200,000	200,000	200,000
CY					1,000					0,200
LV					0,500					0,100
LT					1,500	2,000	1,600	2,000	1,000	1,620
LU										
HU					41,500	28,000	21,000	17,000	17,000	24,900
MT					1,100					0,220
NL	12,000		8,000		9,000	8,000	8,000	9,000	9,000	7,000
AT	25,000	7,000	4,100	12,000	12,000	2,200	2,100	3,000	6,000	8,156
PL					19,000					3,800
PT	40,000	10,000	10,000	10,000	10,000	10,000	10,000	9,000	8,000	13,000
RO								3,000	300,000	151,500
SI						6,000	5,000	4,000	3,720	3,744
SK					44,220	2,000		13,000	22,000	16,244
FI										
SE										
UK										
Total	655,000	559,000	587,100	676,000	794,820	629,200	659,700	343,000	1.223,720	680,838

* (F)Définitif; (P)Provisoire; (E)Prévisionnel; (N/A)Inconnu

Paramètres les plus utilisés dans le secteur Vin, par campagne et par Etat Membre

Vins de table - Rubrique: Stocks finaux - Source: DG AGRI Regl. (CE) 436/2009 - 1000 HL

	2000/2001(F)	2001/2002(F)	2002/2003(F)	2003/2004(F)	2004/2005(F)	2005/2006(F)	2006/2007(F)	2007/2008(F)	2008/2009(P)	Moyenne
BE	136,000	95,000	128,000	134,000	120,000	111,000	115,000	111,000	100,000	116,667
BG								1.279,653	1.287,000	1.283,327
CZ					333,000	358,000	112,000	277,961	205,135	257,219
DK	116,000	112,000	118,000	130,000	149,033	149,000	149,000	193,000	193,000	145,448
DE	4.297,000	3.882,000	3.566,000	3.325,000	3.433,000	3.321,000	3.500,000	3.449,000	4.159,739	3.659,193
EE					10,430	6,000	9,000	9,000	8,934	8,673
IE	23,000	22,000	57,000	29,573	31,000	31,000	32,000	36,000	17,000	30,953
EL	1.040,000	1.524,000	1.658,000	1.918,633	2.315,000	1.786,000	1.595,000	1.295,233	1.852,363	1.664,914
ES	12.618,000	9.894,000	9.901,000	12.367,000	14.991,000	11.217,000	11.891,000	10.845,000	13.690,909	11.934,990
FR	17.701,000	13.823,990	12.178,000	12.384,000	17.097,955	17.108,000	14.740,000	14.707,000	12.419,033	14.684,331
IT	24.382,000	22.028,000	20.601,000	24.547,945	28.344,000	26.425,000	25.191,000	25.559,000	28.275,000	25.039,216
CY					234,000	182,000	151,000	135,040	142,031	168,814
LV					4,000	15,000	9,500	11,000	8,000	9,500
LT					65,856	36,000	53,500	67,034	54,913	55,461
LU	60,000	30,000	67,000	51,000	51,000	37,000	63,000	60,000	69,300	54,256
HU					2.064,000	1.213,000	815,500	773,000	949,000	1.162,900
MT					18,700	54,000	46,200	35,000	27,000	36,180
NL	84,000	75,130	76,000	140,960	217,000	240,000	208,000	165,000	95,000	144,566
AT	553,448	695,900	681,900	628,961	713,000	598,000	519,000	540,016	681,090	623,479
PL							42,000	57,000	36,000	27,000
PT	4.776,000	5.029,550	4.190,000	4.053,266	4.394,028	4.547,000	4.481,000	3.964,257	3.837,675	4.363,642
RO								968,848	1.202,850	1.085,849
SI					111,000	98,000	79,000	84,354	80,906	90,652
SK					153,710	141,000	123,000	132,901	103,000	130,722
FI	16,100	22,600	21,300	20,000	22,340	21,000	18,000	15,600	15,000	19,104
SE	78,000	83,000	99,000	124,000	162,380	149,000	103,000	68,000	130,000	110,709
UK	201,000	302,000	448,000	236,000	87,420	87,000	129,000	109,000	197,000	199,602
Total	66.081,548	57.619,170	53.790,200	60.090,338	75.122,852	67.930,000	64.174,700	64.947,897	69.836,878	64.399,287

* (F)Définitif; (P)Provisoire; (E)Prévisionnel; (N/A)Inconnu

Paramètres les plus utilisés dans le secteur Vin, par campagne et par Etat Membre

Vins de table - Rubrique: Stocks finaux - aux producteurs - Source: DG AGRI Regl. (CE) 436/2009 - 1000 HL

	2000/2001(F)	2001/2002(F)	2002/2003(F)	2003/2004(F)	2004/2005(F)	2005/2006(F)	2006/2007(F)	2007/2008(F)	2008/2009(P)	Moyenne
BE		17,000			25,000	22,000	23,000	23,000	23,000	14,778
BG								1.279,653	1.287,000	1.283,327
CZ					195,000	159,000	39,000	62,296	188,718	128,803
DK	4,000			0,084	0,033					0,457
DE	628,000	515,000	414,000	308,000	362,000	341,000	280,000	317,000	414,400	397,711
EE										
IE										
EL	936,000	1.314,000	1.392,000	1.624,633	2.063,000	1.609,000	1.417,000	1.186,890	1.646,762	1.465,476
ES	10.354,000	7.741,000	7.702,000	10.002,000	12.957,000	9.399,000	10.160,000	9.241,000	12.210,940	9.974,104
FR	12.639,000	8.387,130	7.000,000	6.818,000	11.250,955	11.802,000	10.252,000	9.297,000	7.638,033	9.453,791
IT	17.940,421	15.245,000	13.670,000	14.864,921	19.407,697	17.163,000	15.529,000	15.256,000	16.757,000	16.203,671
CY					234,000	182,000	151,000	135,040	135,694	167,547
LV								11,000		2,200
LT										
LU	30,000		13,000	6,000	6,000	9,000	6,000	60,000	69,300	22,144
HU					2.064,000	449,000	326,000	233,000	189,000	652,200
MT					18,500	48,000	41,000	30,000	23,000	32,100
NL										
AT	342,946	343,500	462,725	426,707	428,000	378,000	314,000	357,354	433,630	387,429
PL							8,000			1,600
PT	2.000,000	2.676,960	2.087,000	2.002,365	2.568,022	2.488,000	2.756,000	2.385,451	2.147,111	2.345,657
RO								949,444	1.195,824	1.072,634
SI					111,000	95,000	76,000	81,354	77,906	88,252
SK					98,810	83,000	109,000	88,139	103,000	96,390
FI										
SE			3,000				4,000			0,778
UK		13,000	432,000	8,000			28,000	28,000		56,556
Total	44.874,367	36.252,590	33.175,725	36.060,710	51.789,017	44.227,000	41.519,000	41.021,621	44.540,318	41.495,594

* (F)Définitif; (P)Provisoire; (E)Prévisionnel; (N/A)Inconnu

Paramètres les plus utilisés dans le secteur Vin, par campagne et par Etat Membre

Vins de table - Rubrique: Stocks finaux - au commerce - Source: DG AGRI Regl. (CE) 436/2009 - 1000 HL

	2000/2001(F)	2001/2002(F)	2002/2003(F)	2003/2004(F)	2004/2005(F)	2005/2006(F)	2006/2007(F)	2007/2008(F)	2008/2009(P)	Moyenne
BE	136,000	78,000	128,000	134,000	95,000	89,000	92,000	88,000	77,000	101,889
BG										
CZ					138,000	199,000	73,000	215,665	16,417	128,416
DK	112,000	112,000	118,000	129,916	149,000	149,000	149,000	193,000	193,000	144,991
DE	3.669,000	3.367,000	3.152,000	3.017,000	3.071,000	2.980,000	3.220,000	3.132,000	3.745,339	3.261,482
EE					10,430	6,000	9,000	9,000	8,934	8,673
IE	23,000	22,000	57,000	29,573	31,000	31,000	32,000	36,000	17,000	30,953
EL	104,000	210,000	266,000	294,000	252,000	177,000	178,000	108,343	205,601	199,438
ES	2.264,000	2.153,000	2.199,000	2.365,000	2.034,000	1.818,000	1.731,000	1.604,000	1.479,969	1.960,885
FR	5.062,000	5.436,860	5.178,000	5.566,000	5.847,000	5.306,000	4.488,000	5.410,000	4.781,000	5.230,540
IT	6.441,579	6.783,000	6.931,000	9.683,024	8.936,303	9.262,000	9.662,000	10.303,000	11.518,000	8.835,545
CY									6,337	1,267
LV					4,000	15,000	9,500		8,000	7,300
LT					65,856	36,000	53,500	67,034	54,913	55,461
LU	30,000	30,000	54,000	45,000	45,000	28,000	57,000			32,111
HU						764,000	489,500	540,000	760,000	510,700
MT					0,200	6,000	5,200	5,000	4,000	4,080
NL	84,000	75,130	76,000	140,960	217,000	240,000	208,000	165,000	95,000	144,566
AT	210,502	352,400	219,175	202,254	285,000	220,000	205,000	182,662	247,460	236,050
PL							34,000	57,000	36,000	25,400
PT	2.776,000	2.352,590	2.103,000	2.050,901	1.826,006	2.059,000	1.725,000	1.578,806	1.690,564	2.017,985
RO								19,404	7,026	13,215
SI						3,000	3,000	3,000	3,000	2,400
SK					54,900	58,000	14,000	44,762		34,332
FI	16,100	22,600	21,300	20,000	22,340	21,000	18,000	15,600	15,000	19,104
SE	78,000	83,000	96,000	124,000	162,380	149,000	99,000	68,000	130,000	109,931
UK	201,000	289,000	16,000	228,000	87,420	87,000	101,000	81,000	197,000	143,047
Total	21.207,181	21.366,580	20.614,475	24.029,628	23.333,835	23.703,000	22.655,700	23.926,276	25.296,560	22.903,693

* (F)Définitif; (P)Provisoire; (E)Prévisionnel; (N/A)Inconnu

Paramètres les plus utilisés dans le secteur Vin, par campagne et par Etat Membre

Vins de table - Rubrique: Variation annuel des stocks - Source: DG AGRI Regl. (CE) 436/2009 - 1000 HL

	2000/2001(F)	2001/2002(F)	2002/2003(F)	2003/2004(F)	2004/2005(F)	2005/2006(F)	2006/2007(F)	2007/2008(F)	2008/2009(P)	Moyenne
BE	7,000	-10,000	33,000	6,000	-14,000	-9,000	20,000	-4,000	-11,000	2,000
BG								23,653	-14,000	4,827
CZ					262,700	25,000	-245,900	165,961	-72,826	26,987
DK	2,000			12,000	18,033	-0,033		44,000		8,444
DE	-227,000	-415,000	-316,000	-241,000	108,000	-112,000	179,000	-51,000	710,739	-40,473
EE					5,755	-4,430	2,000		-0,066	0,652
IE	1,000		35,000	-27,427	1,427		1,000	4,000	-19,000	-0,444
EL	-154,000	-53,000	134,000	260,633	396,367	-529,000	-190,713	-299,767	557,130	13,517
ES	3.428,000	-2.698,000	7,000	2.466,000	2.624,000	-3.774,000	312,000	-1.046,000	2.845,909	462,768
FR	2.150,000	-3.877,000	-1.646,000	206,000	4.713,955	10,045	-2.839,986	-302,557	-2.287,967	-430,390
IT	2.240,000	-2.354,000	-1.427,000	3.946,945	3.796,055	-1.919,000	-1.234,284	369,000	2.715,255	681,441
CY					73,671	-52,000	-35,678	-15,960	6,991	-4,595
LV					-2,300	11,000	-5,400	1,500	-3,000	0,360
LT					-28,254	-29,856	17,200	13,534	-12,121	-7,899
LU	23,000	-3,000	37,000	-16,000		-14,000	26,000	-3,000	9,300	6,589
HU					1.156,000	-851,000	-607,900	-42,500	176,000	-33,880
MT					-0,600	35,300	-5,100	-11,200	-8,000	2,080
NL	-4,000	-8,860	-4,000	64,960	76,040	23,000	-32,481	-43,000	-70,000	0,184
AT	-49,552	108,500	-87,400	-52,939	84,039	-115,000	-79,499	21,016	141,074	-3,307
PL							42,000	15,000	-21,000	7,200
PT	737,237	258,560	-855,000	-136,734	340,762	152,972	-65,552	-516,743	-126,582	-23,453
RO								923,848	234,002	578,925
SI					59,643	-13,000	-19,000	5,354	-3,448	5,910
SK					82,300	-12,710	-18,000	9,901	-29,901	6,318
FI	2,000	9,600	-1,300	-1,300	2,340	-1,340	-3,800	-2,400	-0,600	0,356
SE	-62,000	5,000	16,000	25,000	38,380	-13,000	-46,600	-35,000	62,000	-1,136
UK	-207,000	99,000	146,000	-212,000	-148,580		42,000	-20,000	68,000	-25,842
Total	7.886,685	-8.938,200	-3.928,700	6.300,138	13.645,733	-7.192,052	-4.788,693	-796,360	4.846,889	781,716

* (F)Définitif; (P)Provisoire; (E)Prévisionnel; (N/A)Inconnu

Paramètres les plus utilisés dans le secteur Vin, par campagne et par Etat Membre

Autres vins Regl. (CE) 1492/99 - Rubrique: Stocks initiaux - Source: DG AGRI Regl. (CE) 436/2009 - 1000 HL

	2000/2001(F)	2001/2002(F)	2002/2003(F)	2003/2004(F)	2004/2005(F)	2005/2006(F)	2006/2007(F)	2007/2008(F)	2008/2009(P)	Moyenne
BE	34,000	34,000	30,000	45,000	47,000	52,000	48,000	55,000	54,000	44,333
BG								18,000		9,000
CZ					173,800	26,600	29,100	18,000	46,438	58,788
DK	4,000	5,000								1,000
DE	156,000	287,000	260,000	239,000	158,000	165,000	132,000	162,000	187,000	194,000
EE					8,475	16,778	14,000	14,000	14,000	13,451
IE	50,000	50,000	69,000	46,000	52,000	92,000	92,000	6,000	6,000	51,444
EL										
ES	234,000	393,000	538,000	420,000	395,000	410,000	402,000	404,000	199,000	377,222
FR	126,000	153,000	133,000	168,425	260,000	233,553	260,213	266,000	299,000	211,021
IT	166,000	146,000	135,000	193,412	185,476	184,476	210,805	173,000	188,565	175,859
CY					3,811		0,005			0,763
LV					8,000	3,000	18,400	19,000	19,000	13,480
LT					8,688	8,366	9,700	10,000	9,738	9,298
LU	69,925	60,000	1,000	1,000	1,000	1,000	1,000			14,992
HU										
MT					1,100	1,100	2,000	2,000	2,000	1,640
NL	73,000	69,000	66,000	63,000	108,000	110,000	148,438	192,000	189,000	113,160
AT	95,000	8,900	7,500	7,035	4,454	6,000	8,874	8,000	9,700	17,274
PL					53,000	53,000	45,000	1,000	1,000	30,600
PT									1,489	0,165
RO									99,603	49,802
SI					22,009					4,402
SK					36,240	82,530	28,000	36,000	2,681	37,090
FI	23,500	21,000	33,200	36,600	40,000	54,400	49,700	61,000	58,000	41,933
SE	75,000	45,000	58,000	50,000	83,000	76,000	156,000	90,000	97,000	81,111
UK	517,000	344,000	677,000	1.309,000	399,000	500,000	500,000	506,000	506,000	584,222
Total	1.623,425	1.615,900	2.007,700	2.578,472	2.048,053	2.075,803	2.155,235	2.041,000	1.989,214	2.014,978

* (F)Définitif; (P)Provisoire; (E)Prévisionnel; (N/A)Inconnu

Paramètres les plus utilisés dans le secteur Vin, par campagne et par Etat Membre

Autres vins Regl. (CE) 1492/99 - Rubrique: Stocks initiaux - aux producteurs -
Source: DG AGRI Regl. (CE) 436/2009 - 1000 HL

	2000/2001(F)	2001/2002(F)	2002/2003(F)	2003/2004(F)	2004/2005(F)	2005/2006(F)	2006/2007(F)	2007/2008(F)	2008/2009(P)	Moyenne
BE										
BG								18,000		9,000
CZ								1,000		0,200
DK										
DE	14,000	40,000	33,000	33,000	38,000	40,000	37,000	32,000	47,000	34,889
EE										
IE										
EL										
ES	234,000	177,000	207,000	215,000	388,000	404,000	155,000	160,000	156,000	232,889
FR	8,000	106,000								12,667
IT	125,000	146,000	67,000	112,457						50,051
CY					3,811					0,762
LV					4,900	1,000	2,000	2,000	16,000	5,180
LT										
LU	22,960									2,551
HU										
MT					0,900	0,900	0,800	1,000	1,000	0,920
NL										
AT	20,000									2,222
PL					26,000	26,000	22,000			14,800
PT										
RO									99,603	49,802
SI										
SK					32,060		28,000	28,000		17,612
FI										
SE										
UK	517,000		677,000							132,667
Total	940,960	469,000	984,000	360,457	493,671	471,900	244,800	242,000	319,603	502,932

* (F)Définitif; (P)Provisoire; (E)Prévisionnel; (N/A)Inconnu

Paramètres les plus utilisés dans le secteur Vin, par campagne et par Etat Membre

**Autres vins Regl. (CE) 1492/99 - Rubrique: Stocks initiaux - au commerce -
Source: DG AGRI Regl. (CE) 436/2009 - 1000 HL**

	2000/2001(F)	2001/2002(F)	2002/2003(F)	2003/2004(F)	2004/2005(F)	2005/2006(F)	2006/2007(F)	2007/2008(F)	2008/2009(P)	Moyenne
BE	34,000	34,000	30,000	45,000	47,000	52,000	48,000	55,000	54,000	44,333
BG										
CZ					173,800	26,600	29,100	17,000	46,438	58,588
DK	4,000	5,000								1,000
DE	142,000	247,000	227,000	206,000	120,000	125,000	95,000	130,000	140,000	159,111
EE					8,475	16,778	14,000	14,000	14,000	13,451
IE	50,000	50,000	69,000	46,000	52,000	92,000	92,000	6,000	6,000	51,444
EL										
ES		216,000	331,000	205,000	7,000	6,000	247,000	244,000	43,000	144,333
FR	118,000	47,000	133,000	168,425	260,000	233,553	260,213	266,000	299,000	198,355
IT	41,000		68,000	80,955	185,476	184,476	210,805	173,000	188,565	125,809
CY							0,005			0,001
LV					3,100	2,000	16,400	17,000	3,000	8,300
LT					8,688	8,366	9,700	10,000	9,738	9,298
LU	46,965	60,000	1,000	1,000	1,000	1,000	1,000			12,441
HU										
MT					0,200	0,200	1,200	1,000	1,000	0,720
NL	73,000	69,000	66,000	63,000	108,000	110,000	148,438	192,000	189,000	113,160
AT	75,000	8,900	7,500	7,035	4,454	6,000	8,874	8,000	9,700	15,051
PL					27,000	27,000	23,000	1,000	1,000	15,800
PT									1,489	0,165
RO										
SI					22,009					4,402
SK					4,180	82,530		8,000	2,681	19,478
FI	23,500	21,000	33,200	36,600	40,000	54,400	49,700	61,000	58,000	41,933
SE	75,000	45,000	58,000	50,000	83,000	76,000	156,000	90,000	97,000	81,111
UK		344,000		1.309,000	399,000	500,000	500,000	506,000	506,000	451,556
Total	682,465	1.146,900	1.023,700	2.218,015	1.554,382	1.603,903	1.910,435	1.799,000	1.669,611	1.512,046

* (F)Définitif; (P)Provisoire; (E)Prévisionnel; (N/A)Inconnu

Paramètres les plus utilisés dans le secteur Vin, par campagne et par Etat Membre

Autres vins Regl. (CE) 1492/99 - Rubrique: Production totale - Source: DG AGRI Regl. (CE) 436/2009 - 1000 HL

	2000/2001(F)	2001/2002(F)	2002/2003(F)	2003/2004(F)	2004/2005(F)	2005/2006(F)	2006/2007(F)	2007/2008(F)	2008/2009(P)	Moyenne
BE									2,000	0,222
BG										
CZ										
DK										
DE										
EE										
IE										
EL										
ES	4.044,000	3.678,000	6.015,000	85,000	6.907,000	231,000	5.422,000	5.320,000	230,000	3.548,000
FR	7.232,000	7.151,000	7.000,000	5.832,000	10.094,000	9.438,000	9.412,000	6.445,000	6.816,000	7.713,333
IT	184,000	149,000	144,000	83,000	118,000		97,000			86,111
CY					4,000					0,800
LV								14,000		2,800
LT										
LU	13,000									1,444
HU										
MT										
NL									1,000	0,111
AT	25,000	38,000	45,000	31,002	48,800		43,000	50,000	50,500	36,811
PL										
PT										
RO										
SI										
SK					13,510		7,000	17,000	18,000	11,102
FI										
SE										
UK			1,000							0,111
Total	11.498,000	11.016,000	13.205,000	6.031,002	17.185,310	9.669,000	14.981,000	11.846,000	7.117,500	11.394,312

Paramètres les plus utilisés dans le secteur Vin, par campagne et par Etat Membre

* (F)Définitif; (P)Provisoire; (E)Prévisionnel; (N/A)Inconnu

Autres vins Regl. (CE) 1492/99 - Rubrique: Production utilisable - Source: DG AGRI Regl. (CE) 436/2009 - 1000 HL

	2000/2001(F)	2001/2002(F)	2002/2003(F)	2003/2004(F)	2004/2005(F)	2005/2006(F)	2006/2007(F)	2007/2008(F)	2008/2009(P)	Moyenne
BE									2,000	0,222
BG										
CZ										
DK										
DE										
EE										
IE										
EL										
ES	164,000	288,000	174,000	85,000	13,000	231,000	36,000	30,000	230,000	139,000
FR	5.832,000	5.951,000	5.800,000	5.733,000	9.400,000	8.677,000	8.773,000	5.799,000	6.769,000	6.970,444
IT	184,000	149,000	144,000	83,000	118,000		97,000			86,111
CY										
LV								14,000		2,800
LT										
LU	13,000									1,444
HU										
MT										
NL									1,000	0,111
AT	25,000		11,900	31,002	0,100				50,500	13,167
PL										
PT										
RO										
SI										
SK					13,510		7,000	17,000	18,000	11,102
FI										
SE										
UK			1,000							0,111
Total	6.218,000	6.388,000	6.130,900	5.932,002	9.544,610	8.908,000	8.913,000	5.860,000	7.070,500	7.218,335

* (F)Définitif; (P)Provisoire; (E)Prévisionnel; (N/A)Inconnu

Paramètres les plus utilisés dans le secteur Vin, par campagne et par Etat Membre

**Autres vins Regl. (CE) 1492/99 - Rubrique: Production - sauf vinification -
Source: DG AGRI Regl. (CE) 436/2009 - 1000 HL**

	2000/2001(F)	2001/2002(F)	2002/2003(F)	2003/2004(F)	2004/2005(F)	2005/2006(F)	2006/2007(F)	2007/2008(F)	2008/2009(P)	Moyenne
BE										
BG										
CZ										
DK										
DE										
EE										
IE										
EL										
ES	3.880,000	3.390,000	5.841,000		6.894,000		5.386,000	5.290,000		3.409,000
FR	1.400,000	1.200,000	1.200,000	99,000	694,000	761,000	639,000	646,000	47,000	742,889
IT										
CY					4,000					0,800
LV										
LT										
LU										
HU										
MT										
NL										
AT		38,000	33,100		48,700		43,000	50,000		23,644
PL										
PT										
RO										
SI										
SK										
FI										
SE										
UK										
Total	5.280,000	4.628,000	7.074,100	99,000	7.640,700	761,000	6.068,000	5.986,000	47,000	4.175,978

* (F)Définitif; (P)Provisoire; (E)Prévisionnel; (N/A)Inconnu

Paramètres les plus utilisés dans le secteur Vin, par campagne et par Etat Membre

**Autres vins Regl. (CE) 1492/99 - Rubrique: Importations - intra et extra volume (HI) -
Source: DG AGRI Regl. (CE) 436/2009 - 1000 HL**

	2000/2001(F)	2001/2002(F)	2002/2003(F)	2003/2004(F)	2004/2005(F)	2005/2006(F)	2006/2007(F)	2007/2008(F)	2008/2009(P)	Moyenne
BE	131,000	184,000	204,000	236,000	269,000	295,000	337,000	324,000	358,000	259,778
BG								21,000	18,000	19,500
CZ					91,000	98,000	97,000	114,000	111,000	102,200
DK	374,000	455,000	613,209	697,000	760,000	761,000	784,000	854,000	808,000	678,468
DE	2.609,000	2.656,000	2.592,013	2.101,000	1.986,000	2.053,000	2.306,000	2.366,000	2.499,000	2.352,001
EE					40,000	41,000	25,000	30,000	30,000	33,200
IE		246,000	268,288	281,000	339,000	206,000	331,000	216,000	259,000	238,476
EL		6,000	3,414	26,000		3,000	9,000	43,000	44,000	14,935
ES	166,000	39,000	14,633	20,000	20,000	26,000	26,000	30,000	58,000	44,404
FR	362,000	545,000	532,264	681,000	594,000	611,000	616,000	678,000	610,000	581,029
IT	57,000	143,000	57,545	92,000	395,000	594,000	731,000	599,000	707,000	375,061
CY					3,000	2,000	2,000	3,000	3,000	2,600
LV						28,000	25,000	23,000	18,000	18,800
LT					28,200	27,000	12,000	14,000	17,000	19,640
LU	54,000	9,000	1,036	1,000		1,000	5,000	1,000	1,000	8,115
HU					2,000	2,000	15,000	7,000	2,000	5,600
MT						24,000	25,000	28,000	30,000	21,400
NL	825,000	875,800	959,861	1.105,000	1.196,000	1.192,000	935,000	977,000	860,000	991,740
AT	34,000	30,200	31,304	34,000	29,000	26,000	26,000	29,000	19,000	28,723
PL					300,000	277,000	96,000	124,000	124,000	184,200
PT			77,577		3,000	2,000	20,000	23,000	25,000	16,731
RO								18,000	49,000	33,500
SI						11,000	15,000	16,000	8,000	10,000
SK					0,050	6,000	9,000	6,000	7,000	5,610
FI	181,000	128,000	168,655	203,000		217,000	257,000	273,000	309,000	192,962
SE	324,000	277,000	318,030	429,000	437,000	487,000	496,000	534,000	626,000	436,448
UK	4.780,000	4.177,000	4.473,327	5.093,000	5.364,000	4.872,000	4.976,000	5.136,000	5.693,000	4.951,592
Total	9.897,000	9.771,000	10.315,155	10.999,000	11.856,250	11.862,000	12.176,000	12.487,000	13.293,000	11.406,267

* (F)Définitif; (P)Provisoire; (E)Prévisionnel; (N/A)Inconnu

Paramètres les plus utilisés dans le secteur Vin, par campagne et par Etat Membre

**Autres vins Regl. (CE) 1492/99 - Rubrique: Importations - volume extra de l'UE (HI) -
Source: DG AGRI Regl. (CE) 436/2009 - 1000 HL**

	2000/2001(F)	2001/2002(F)	2002/2003(F)	2003/2004(F)	2004/2005(F)	2005/2006(F)	2006/2007(F)	2007/2008(F)	2008/2009(P)	Moyenne
BE	131,000	184,000	204,000	236,000	269,000	295,000	327,000	323,000	357,000	258,444
BG								18,000	15,000	16,500
CZ					91,000	98,000	94,000	112,000	109,000	100,800
DK	367,000	455,000	602,209	697,000	760,000	761,000	781,000	854,000	808,000	676,134
DE	1.903,000	1.924,000	1.892,013	2.101,000	1.986,000	2.053,000	2.233,000	2.288,000	2.421,000	2.089,001
EE					40,000	41,000	25,000	30,000	30,000	33,200
IE		246,000	268,288	281,000	339,000	206,000	328,000	214,000	257,000	237,699
EL		6,000	3,414	26,000		3,000	3,000	4,000	5,000	5,602
ES	139,000	12,000	14,633	19,000	20,000	26,000	23,000	30,000	58,000	37,959
FR	1,000	545,000	532,264	599,000	594,000	611,000	581,000	609,000	541,000	512,585
IT	57,000	143,000	57,545	91,000	395,000	594,000	669,000	592,000	700,000	366,505
CY					3,000	2,000	2,000	3,000	3,000	2,600
LV						28,000	25,000	23,000	18,000	18,800
LT					28,200	27,000	12,000	14,000	17,000	19,640
LU	2,000	9,000	1,036	1,000		1,000		1,000	1,000	1,782
HU					2,000	2,000	6,000	7,000	2,000	3,800
MT						24,000	19,000	3,000	5,000	10,200
NL	825,000	875,800	959,861	1.105,000	1.196,000	1.192,000	928,000	971,000	854,000	989,629
AT	34,000	30,200	31,304	34,000	29,000	26,000	24,000	29,000	19,000	28,500
PL					300,000	277,000	96,000	124,000	124,000	184,200
PT			1,577		3,000	2,000	1,000	1,000	3,000	1,286
RO								9,000	40,000	24,500
SI						11,000	15,000	15,000	7,000	9,600
SK					0,050	6,000	2,000	2,000	3,000	2,610
FI	130,000	128,000	168,655	203,000		217,000	257,000	273,000	309,000	187,295
SE	324,000	277,000	318,030	429,000	437,000	487,000	496,000	534,000	626,000	436,448
UK	4.302,000	4.177,000	4.473,327	5.093,000	5.364,000	4.872,000	4.907,000	5.115,000	5.672,000	4.886,147
Total	8.215,000	9.012,000	9.528,155	10.915,000	11.856,250	11.862,000	11.854,000	12.198,000	13.004,000	10.938,267

* (F)Définitif; (P)Provisoire; (E)Prévisionnel; (N/A)Inconnu

Paramètres les plus utilisés dans le secteur Vin, par campagne et par Etat Membre

Autres vins Regl. (CE) 1492/99 - Rubrique: Importations - Intra UE - Source: DG AGRI Regl. (CE) 436/2009 - 1000 HL

	2000/2001(F)	2001/2002(F)	2002/2003(F)	2003/2004(F)	2004/2005(F)	2005/2006(F)	2006/2007(F)	2007/2008(F)	2008/2009(P)	Moyenne
BE							10,000	1,000	1,000	1,333
BG								3,000	3,000	3,000
CZ							3,000	2,000	2,000	1,400
DK	7,000		11,000				3,000			2,333
DE	706,000	732,000	700,000				73,000	78,000	78,000	263,000
EE										
IE							3,000	2,000	2,000	0,778
EL							6,000	39,000	39,000	9,333
ES	27,000	27,000		1,000			3,000			6,444
FR	361,000			82,000			35,000	69,000	69,000	68,444
IT				1,000			62,000	7,000	7,000	8,556
CY										
LV										
LT										
LU	52,000						5,000			6,333
HU							9,000			1,800
MT							6,000	25,000	25,000	11,200
NL							7,000	6,000	6,000	2,111
AT							2,000			0,222
PL										
PT			76,000				19,000	22,000	22,000	15,444
RO								9,000	9,000	9,000
SI								1,000	1,000	0,400
SK							7,000	4,000	4,000	3,000
FI	51,000									5,667
SE										
UK	478,000						69,000	21,000	21,000	65,444
Total	1.682,000	759,000	787,000	84,000			322,000	289,000	289,000	468,000

* (F)Définitif; (P)Provisoire; (E)Prévisionnel; (N/A)Inconnu

Paramètres les plus utilisés dans le secteur Vin, par campagne et par Etat Membre

**Autres vins Regl. (CE) 1492/99 - Rubrique: Exportations - Intra et Extra en volume (hl) -
Source: DG AGRI Regl. (CE) 436/2009 - 1000 HL**

	2000/2001(F)	2001/2002(F)	2002/2003(F)	2003/2004(F)	2004/2005(F)	2005/2006(F)	2006/2007(F)	2007/2008(F)	2008/2009(P)	Moyenne
BE							9,000	8,000	8,000	2,778
BG								2,000	5,000	3,500
CZ										
DK	1,000				1,000			1,000	1,000	0,444
DE	104,000	122,000	174,000				8,000	1,000	1,000	45,556
EE										
IE										
EL							9,000			1,000
ES	91,000	136,000	272,000	59,000			60,000	119,000	165,000	100,222
FR	131,000	179,000	351,000	38,000			12,000	4,000	4,000	79,889
IT					9,000	20,000	248,000	181,000	199,000	73,000
CY								3,000	3,000	1,200
LV										
LT							1,000			0,200
LU	38,000							1,000	1,000	4,444
HU							2,000	5,000	5,000	2,400
MT										
NL										
AT			12,000				1,000	1,000	1,000	1,667
PL										
PT			34,000		6,000		2,000		1,000	4,778
RO								1,000	1,000	1,000
SI										
SK							2,000			0,400
FI			1,000							0,111
SE						1,000				0,111
UK	10,000		13,000	12,000	7,000		3,000	2,000	1,000	5,333
Total	375,000	437,000	857,000	109,000	23,000	21,000	357,000	329,000	396,000	322,667

* (F)Définitif; (P)Provisoire; (E)Prévisionnel; (N/A)Inconnu

Paramètres les plus utilisés dans le secteur Vin, par campagne et par Etat Membre

**Autres vins Regl. (CE) 1492/99 - Rubrique: Exportations - extra UE en Volume (hl) -
Source: DG AGRI Regl. (CE) 436/2009 - 1000 HL**

	2000/2001(F)	2001/2002(F)	2002/2003(F)	2003/2004(F)	2004/2005(F)	2005/2006(F)	2006/2007(F)	2007/2008(F)	2008/2009(P)	Moyenne
BE										
BG								1,000	4,000	2,500
CZ										
DK	1,000				1,000			1,000	1,000	0,444
DE	14,000	16,000	24,000							6,000
EE										
IE										
EL										
ES	12,000	5,000	15,000	11,000				1,000	47,000	10,111
FR	17,000	19,000	22,000	8,000			1,000	1,000	1,000	7,667
IT					9,000	20,000	31,000	32,000	50,000	15,778
CY										
LV										
LT							1,000			0,200
LU										
HU										
MT										
NL										
AT										
PL										
PT			3,000		6,000				1,000	1,111
RO										
SI										
SK							2,000			0,400
FI			1,000							0,111
SE						1,000				0,111
UK	5,000		5,000	6,000	7,000			1,000		2,667
Total	49,000	40,000	70,000	25,000	23,000	21,000	35,000	37,000	104,000	44,889

* (F)Définitif; (P)Provisoire; (E)Prévisionnel; (N/A)Inconnu

Paramètres les plus utilisés dans le secteur Vin, par campagne et par Etat Membre

**Autres vins Regl. (CE) 1492/99 - Rubrique: Exportations intra UE en volume (hl) -
Source: DG AGRI Regl. (CE) 436/2009 - 1000 HL**

	2000/2001(F)	2001/2002(F)	2002/2003(F)	2003/2004(F)	2004/2005(F)	2005/2006(F)	2006/2007(F)	2007/2008(F)	2008/2009(P)	Moyenne
BE							9,000	8,000	8,000	2,778
BG								1,000	1,000	1,000
CZ										
DK										
DE	90,000	106,000	150,000				8,000	1,000	1,000	39,556
EE										
IE										
EL							9,000			1,000
ES	79,000	131,000	257,000	48,000			60,000	118,000	118,000	90,111
FR	114,000	160,000	329,000	30,000			11,000	3,000	3,000	72,222
IT							217,000	149,000	149,000	57,222
CY								3,000	3,000	1,200
LV										
LT										
LU	38,000							1,000	1,000	4,444
HU							2,000	5,000	5,000	2,400
MT										
NL										
AT			12,000				1,000	1,000	1,000	1,667
PL										
PT			31,000				2,000			3,667
RO								1,000	1,000	1,000
SI										
SK										
FI										
SE										
UK	5,000		8,000	6,000			3,000	1,000	1,000	2,667
Total	326,000	397,000	787,000	84,000			322,000	292,000	292,000	277,778

* (F)Définitif; (P)Provisoire; (E)Prévisionnel; (N/A)Inconnu

Paramètres les plus utilisés dans le secteur Vin, par campagne et par Etat Membre

**Autres vins Regl. (CE) 1492/99 - Rubique: Utilisation domestique totale -
Source: DG AGRI Regl. (CE) 436/2009 - 1000 HL**

	2000/2001(F)	2001/2002(F)	2002/2003(F)	2003/2004(F)	2004/2005(F)	2005/2006(F)	2006/2007(F)	2007/2008(F)	2008/2009(P)	Moyenne
BE	128,000	188,000	189,000	234,000	264,000	289,000	321,000	317,000	348,000	253,111
BG								37,000	13,000	25,000
CZ					238,200	95,600	108,100	85,562	130,925	131,677
DK	374,000	455,000	613,209	697,000	759,000	761,000	784,000	853,000	807,000	678,134
DE	2.374,000	2.561,000	2.439,013	2.182,000	1.979,000	2.086,000	2.268,000	2.340,000	2.673,673	2.322,521
EE					31,697	43,778	25,000	30,000	29,133	31,922
IE		246,000	291,288	275,000	299,000	206,000	417,000	216,000	259,000	245,476
EL		6,000	3,414	26,000		3,000		43,000	40,030	13,494
ES	83,000	46,000	34,633	71,000	18,000	146,000		146,000	-216,555	36,453
FR	6.036,000	6.337,000	5.945,839	6.284,425	10.020,447	9.261,553	9.371,213	6.440,000	7.419,590	7.457,341
IT	261,000	304,000	142,588	182,936	505,000	547,476	617,805	402,000	661,565	402,708
CY					6,811	2,000	2,005		-1,239	1,915
LV					5,000	13,000	24,400	37,000	25,000	20,880
LT					28,522	25,366	10,700	14,262	17,000	19,170
LU	40,000	9,000	1,036	1,000		1,000	6,000			6,448
HU					2,000	2,000	13,000	2,000	-3,000	3,200
MT						23,100	25,000	28,000	30,000	21,220
NL	711,000	862,110	962,861	1.060,325	1.193,675	1.153,000	891,438	980,000	873,000	965,268
AT	144,556	30,600	31,669	67,583	27,774	23,000	25,874	26,300	74,585	50,216
PL					300,000	285,000	140,000	124,000	125,000	194,800
PT			44,000		-3,000	2,000	18,000	21,511	23,132	11,738
RO								17,000	48,000	32,500
SI					22,009	11,000	15,000	16,000	8,000	14,402
SK					-32,730	59,530	6,000	56,319	-10,319	15,760
FI	184,000	107,800	164,255	199,600	-14,400	223,400	245,700	276,000	292,500	186,539
SE	354,000	264,000	326,030	396,000	443,600	406,000	562,000	527,000	588,000	429,626
UK	4.947,000	3.844,000	3.829,327	5.991,000	5.256,000	4.872,000	4.967,000	5.192,000	5.664,000	4.951,370
Total	15.636,556	15.260,510	15.018,161	17.667,869	21.349,605	20.540,803	20.864,235	18.226,954	19.919,020	18.275,968

* (F)Définitif; (P)Provisoire; (E)Prévisionnel; (N/A)Inconnu

Paramètres les plus utilisés dans le secteur Vin, par campagne et par Etat Membre

**Autres vins Regl. (CE) 1492/99 - Rubrique: Consommation humaine -
Source: DG AGRI Regl. (CE) 436/2009 - 1000 HL**

	2000/2001(F)	2001/2002(F)	2002/2003(F)	2003/2004(F)	2004/2005(F)	2005/2006(F)	2006/2007(F)	2007/2008(F)	2008/2009(P)	Moyenne
BE	127,000	187,000	188,000	234,000	263,000	288,000	320,000	316,000	347,000	252,222
BG								37,000	13,000	25,000
CZ					238,200	91,600	103,100	79,562	128,925	128,277
DK	374,000	455,000	613,209	697,000	759,000	761,000	784,000	853,000	807,000	678,134
DE	2.254,000	2.461,000	2.339,013	2.082,000	1.679,000	1.786,000	1.968,000	2.040,000	2.673,673	2.142,521
EE					31,697	43,778	25,000	30,000	29,133	31,922
IE		246,000	291,288	275,000	299,000	206,000	417,000	216,000	259,000	245,476
EL		6,000	3,414	26,000		3,000		43,000	40,030	13,494
ES	78,000	43,000	33,633	70,000	18,000	144,000		146,000	-216,555	35,120
FR	400,000	614,000	444,839	875,425	2.206,447	1.786,553	1.718,213	2.079,000	368,590	1.165,896
IT	255,000	300,000	138,588	180,536	501,000	544,476	614,805	401,000	659,565	399,441
CY					6,811	2,000	2,005		-1,239	1,915
LV					4,900	13,000	24,400	37,000	6,000	17,060
LT					27,622	25,366	10,300	13,862	16,600	18,750
LU	40,000	9,000	1,036	1,000		1,000	6,000			6,448
HU					2,000	2,000	13,000	2,000	-3,000	3,200
MT						23,100	25,000	28,000	30,000	21,220
NL	706,000	862,110	955,861	1.060,325	1.186,675	1.146,000	885,438	974,000	867,000	960,379
AT	144,556	30,600	31,169	67,583	27,774	22,600	25,474	25,300	74,285	49,927
PL					300,000	227,000	140,000	124,000	125,000	183,200
PT			44,000		-3,000	2,000	18,000	21,511	23,132	11,738
RO								14,000	48,000	31,000
SI					22,009	11,000	15,000	16,000	8,000	14,402
SK					-48,370	26,530	6,000	51,319	-14,319	4,232
FI	184,000	107,800	164,255	199,600	-14,400	223,400	245,700	276,000	292,500	186,539
SE	354,000	264,000	326,030	396,000	443,600	406,000	562,000	527,000	588,000	429,626
UK	4.947,000	3.844,000	3.829,327	5.991,000	5.256,000	4.872,000	4.967,000	5.192,000	5.664,000	4.951,370
Total	9.863,556	9.429,510	9.403,661	12.155,469	13.206,965	12.657,403	12.895,435	13.542,554	12.833,320	11.776,430

* (F)Définitif; (P)Provisoire; (E)Prévisionnel; (N/A)Inconnu

Paramètres les plus utilisés dans le secteur Vin, par campagne et par Etat Membre

Autres vins Regl. (CE) 1492/99 - Rubique: Usages industriels - Source: DG AGRI Regl. (CE) 436/2009 - 1000 HL

	2000/2001(F)	2001/2002(F)	2002/2003(F)	2003/2004(F)	2004/2005(F)	2005/2006(F)	2006/2007(F)	2007/2008(F)	2008/2009(P)	Moyenne
BE										
BG										
CZ								1,000	2,000	0,600
DK										
DE	120,000	100,000	100,000	100,000	300,000	300,000	300,000	300,000	300,000	180,000
EE										
IE										
EL										
ES	4,000	1,000								0,556
FR	5.510,000	5.663,000	5.441,000	5.331,000	7.736,000	7.405,000	7.563,000	4.282,000	6.981,000	6.212,444
IT	6,000	4,000	4,000	2,400	4,000	3,000	3,000	2,000	2,000	3,378
CY										
LV										
LT										
LU										
HU										
MT										
NL										
AT										
PL										
PT										
RO										
SI										
SK										
FI										
SE										
UK										
Total	5.640,000	5.768,000	5.545,000	5.433,400	8.040,000	7.708,000	7.866,000	4.585,000	6.985,000	6.396,711

* (F)Définitif; (P)Provisoire; (E)Prévisionnel; (N/A)Inconnu

Paramètres les plus utilisés dans le secteur Vin, par campagne et par Etat Membre

**Autres vins Regl. (CE) 1492/99 - Rubrique: Usages industriels - distillations - alcool -
Source: DG AGRI Regl. (CE) 436/2009 - 1000 HL**

	2000/2001(F)	2001/2002(F)	2002/2003(F)	2003/2004(F)	2004/2005(F)	2005/2006(F)	2006/2007(F)	2007/2008(F)	2008/2009(P)	Moyenne
BE										
BG										
CZ										
DK										
DE		100,000	100,000	100,000	300,000	300,000	300,000	300,000		166,667
EE										
IE										
EL										
ES	4,000	1,000								0,556
FR	5.510,000	5.663,000	5.441,000	5.331,000	7.736,000	7.405,000	7.563,000	4.282,000	6.981,000	6.212,444
IT	6,000	4,000	4,000	2,400	4,000	3,000	3,000	2,000	2,000	3,378
CY										
LV										
LT										
LU										
HU										
MT										
NL										
AT										
PL										
PT										
RO										
SI										
SK										
FI										
SE										
UK										
Total	5.520,000	5.768,000	5.545,000	5.433,400	8.040,000	7.708,000	7.866,000	4.584,000	6.983,000	6.383,044

* (F)Définitif; (P)Provisoire; (E)Prévisionnel; (N/A)Inconnu

Paramètres les plus utilisés dans le secteur Vin, par campagne et par Etat Membre

**Autres vins Regl. (CE) 1492/99 - Rubrique: Usages industriels - distillations -
alcool - eaux de vie d'appellation - Source: DG AGRI Regl. (CE) 436/2009 - 1000 HL**

	2000/2001(F)	2001/2002(F)	2002/2003(F)	2003/2004(F)	2004/2005(F)	2005/2006(F)	2006/2007(F)	2007/2008(F)	2008/2009(P)	Moyenne
BE										
BG										
CZ										
DK										
DE										
EE										
IE										
EL										
ES										
FR	4.100,000	4.280,000	4.245,000	4.389,000	5.757,000	5.774,000	6.263,000	3.818,000	6.806,000	5.048,000
IT						3,000				0,333
CY										
LV										
LT										
LU										
HU										
MT										
NL										
AT										
PL										
PT										
RO										
SI										
SK										
FI										
SE										
UK										
Total	4.100,000	4.280,000	4.245,000	4.389,000	5.757,000	5.777,000	6.263,000	3.818,000	6.806,000	5.048,333

* (F)Définitif; (P)Provisoire; (E)Prévisionnel; (N/A)Inconnu

Paramètres les plus utilisés dans le secteur Vin, par campagne et par Etat Membre

Autres vins Regl. (CE) 1492/99 - Rubrique: Utilisation industrielle - distillations - alcool - réglementation UE - Source: DG AGRI Regl. (CE) 436/2009 - 1000 HL

	2000/2001(F)	2001/2002(F)	2002/2003(F)	2003/2004(F)	2004/2005(F)	2005/2006(F)	2006/2007(F)	2007/2008(F)	2008/2009(P)	Moyenne
BE										
BG										
CZ										
DK										
DE		100,000	100,000		300,000	300,000	300,000	300,000		155,556
EE										
IE										
EL										
ES	4,000	1,000								0,556
FR	1.410,000	1.383,000	1.196,000	942,000	1.979,000	1.631,000	1.300,000	449,000	175,000	1.162,778
IT	6,000	4,000	4,000	2,400	4,000		3,000	2,000	2,000	3,044
CY										
LV										
LT										
LU										
HU										
MT										
NL										
AT										
PL										
PT										
RO										
SI										
SK										
FI										
SE										
UK										
Total	1.420,000	1.488,000	1.300,000	944,400	2.283,000	1.931,000	1.603,000	751,000	177,000	1.321,933

* (F)Définitif; (P)Provisoire; (E)Prévisionnel; (N/A)Inconnu

Paramètres les plus utilisés dans le secteur Vin, par campagne et par Etat Membre

Autres vins Regl. (CE) 1492/99 - Rubrique: Utilisation industrielle - distillations - alcool - réglementation EM - Source: DG AGRI Regl. (CE) 436/2009 - 1000 HL

	2000/2001(F)	2001/2002(F)	2002/2003(F)	2003/2004(F)	2004/2005(F)	2005/2006(F)	2006/2007(F)	2007/2008(F)	2008/2009(P)	Moyenne
BE										
BG										
CZ										
DK										
DE				100,000						11,111
EE										
IE										
EL										
ES										
FR								15,000		1,667
IT										
CY										
LV										
LT										
LU										
HU										
MT										
NL										
AT										
PL										
PT										
RO										
SI										
SK										
FI										
SE										
UK										
Total				100,000				15,000		12,778

* (F)Définitif; (P)Provisoire; (E)Prévisionnel; (N/A)Inconnu

Paramètres les plus utilisés dans le secteur Vin, par campagne et par Etat Membre

**Autres vins Regl. (CE) 1492/99 - Rubrique: Usages industriels - production de vinaigre -
Source: DG AGRI Regl. (CE) 436/2009 - 1000 HL**

	2000/2001(F)	2001/2002(F)	2002/2003(F)	2003/2004(F)	2004/2005(F)	2005/2006(F)	2006/2007(F)	2007/2008(F)	2008/2009(P)	Moyenne
BE										
BG										
CZ								1,000	2,000	0,600
DK										
DE	120,000									13,333
EE										
IE										
EL										
ES										
FR										
IT										
CY										
LV										
LT										
LU										
HU										
MT										
NL										
AT										
PL										
PT										
RO										
SI										
SK										
FI										
SE										
UK										
Total	120,000							1,000	2,000	13,667

* (F)Définitif; (P)Provisoire; (E)Prévisionnel; (N/A)Inconnu

Paramètres les plus utilisés dans le secteur Vin, par campagne et par Etat Membre

Autres vins Regl. (CE) 1492/99 - Rubrique: Transformations - Source: DG AGRI Regl. (CE) 436/2009 - 1000 HL

	2000/2001(F)	2001/2002(F)	2002/2003(F)	2003/2004(F)	2004/2005(F)	2005/2006(F)	2006/2007(F)	2007/2008(F)	2008/2009(P)	Moyenne
BE										
BG										
CZ						4,000	5,000	5,000		2,800
DK										
DE										
EE										
IE										
EL										
ES										
FR										
IT										
CY										
LV										
LT										
LU										
HU										
MT										
NL										
AT										
PL						35,000				7,000
PT										
RO										
SI										
SK					12,170	24,000				7,234
FI										
SE										
UK										
Total					12,170	63,000	5,000	5,000		9,463

* (F)Définitif; (P)Provisoire; (E)Prévisionnel; (N/A)Inconnu

Paramètres les plus utilisés dans le secteur Vin, par campagne et par Etat Membre

Autres vins Regl. (CE) 1492/99 - Rubique: Pertes - Source: DG AGRI Regl. (CE) 436/2009 - 1000 HL

	2000/2001(F)	2001/2002(F)	2002/2003(F)	2003/2004(F)	2004/2005(F)	2005/2006(F)	2006/2007(F)	2007/2008(F)	2008/2009(P)	Moyenne
BE	1,000	1,000	1,000		1,000	1,000	1,000	1,000	1,000	0,889
BG										
CZ										
DK										
DE										
EE										
IE										
EL										
ES	1,000	2,000	1,000	1,000		2,000				0,778
FR	126,000	60,000	60,000	78,000	78,000	70,000	90,000	79,000	70,000	79,000
IT										
CY										
LV					0,100				19,000	3,820
LT					0,900		0,400	0,400	0,400	0,420
LU										
HU										
MT										
NL	5,000		7,000		7,000	7,000	6,000	6,000	6,000	4,889
AT		2,000	0,500			0,400	0,400	1,000	0,300	0,511
PL						23,000				4,600
PT										
RO								3,000		1,500
SI										
SK					3,470	9,000		5,000	4,000	4,294
FI										
SE										
UK										
Total	133,000	65,000	69,500	79,000	90,470	112,400	97,800	95,400	100,700	93,697

* (F)Définitif; (P)Provisoire; (E)Prévisionnel; (N/A)Inconnu

Paramètres les plus utilisés dans le secteur Vin, par campagne et par Etat Membre

Autres vins Regl. (CE) 1492/99 - Rubrique: Stocks finaux - Source: DG AGRI Regl. (CE) 436/2009 - 1000 HL

	2000/2001(F)	2001/2002(F)	2002/2003(F)	2003/2004(F)	2004/2005(F)	2005/2006(F)	2006/2007(F)	2007/2008(F)	2008/2009(P)	Moyenne
BE	37,000	30,000	45,000	47,000	52,000	58,000	55,000	54,000	56,000	48,222
BG										
CZ					26,600	29,000	18,000	46,438	26,513	29,310
DK	3,000	5,000								0,889
DE	287,000	260,000	239,000	158,000	165,000	132,000	162,000	187,000	11,327	177,925
EE					16,778	14,000	14,000	14,000	14,867	14,729
IE	52,000		46,000	52,000	92,000	92,000	6,000	6,000	6,000	39,111
EL									3,970	0,441
ES	390,000	538,000	420,000	395,000	410,000	521,000	404,000	199,000	538,555	423,951
FR	153,000	133,000	168,425	260,000	233,553	260,000	266,000	299,000	254,410	225,265
IT	146,000	134,000	193,412	185,476	184,476	211,000	173,000	189,000	35,000	161,263
CY									1,239	0,248
LV					3,000	18,000	19,000	19,000	12,000	14,200
LT					8,366	10,000	10,000	9,738	9,738	9,568
LU	59,000	60,000	1,000	1,000	1,000	1,000				13,667
HU										
MT					1,100	2,000	2,000	2,000	2,000	1,820
NL	192,000	82,680	63,000	107,675	110,000	149,000	192,000	189,000	176,000	140,151
AT	9,444	6,500	7,035	4,454	6,000	9,000	8,000	9,700	3,615	7,083
PL					53,000	45,000	1,000	1,000		20,000
PT								1,489	2,357	0,427
RO									99,603	49,802
SI										
SK					82,530	29,000	36,000	2,681	38,000	37,642
FI	20,500	33,200	36,600	40,000	54,400	48,000	61,000	58,000	74,500	47,356
SE	45,000	58,000	50,000	83,000	76,400	156,000	90,000	97,000	135,000	87,822
UK	340,000	677,000	1.309,000	399,000	500,000	500,000	506,000	448,000	534,000	579,222
Total	1.733,944	2.017,380	2.578,472	1.732,605	2.076,203	2.284,000	2.023,000	1.832,046	2.034,694	2.034,705

* (F)Définitif; (P)Provisoire; (E)Prévisionnel; (N/A)Inconnu

Paramètres les plus utilisés dans le secteur Vin, par campagne et par Etat Membre

**Autres vins Regl. (CE) 1492/99 - Rubrique: Stocks finaux - aux producteurs -
Source: DG AGRI Regl. (CE) 436/2009 - 1000 HL**

	2000/2001(F)	2001/2002(F)	2002/2003(F)	2003/2004(F)	2004/2005(F)	2005/2006(F)	2006/2007(F)	2007/2008(F)	2008/2009(P)	Moyenne
BE										
BG										
CZ							1,000		7,049	1,610
DK				0,084						0,009
DE	40,000	33,000	33,000	38,000	40,000	37,000	32,000	47,000	0,353	33,373
EE										
IE										
EL									1,138	0,126
ES	177,000	207,000	215,000	388,000	404,000	117,000	160,000	156,000	457,071	253,452
FR	106,000	133,000								26,556
IT	71,533	66,000	112,457							27,777
CY										
LV					1,000	2,000	2,000	16,000	4,000	5,000
LT										
LU	19,000									2,111
HU										
MT					0,900	1,000	1,000	1,000	1,000	0,980
NL										
AT	1,822									0,202
PL					26,000	22,000				9,600
PT										
RO									99,603	49,802
SI										
SK						23,000	28,000		38,000	17,800
FI										
SE										
UK			1.309,000							145,444
Total	415,355	439,000	1.669,457	426,084	471,900	202,000	224,000	220,000	608,214	519,557

* (F)Définitif; (P)Provisoire; (E)Prévisionnel; (N/A)Inconnu

Paramètres les plus utilisés dans le secteur Vin, par campagne et par Etat Membre

**Autres vins Regl. (CE) 1492/99 - Rubrique: Stocks finaux - au commerce -
Source: DG AGRI Regl. (CE) 436/2009 - 1000 HL**

	2000/2001(F)	2001/2002(F)	2002/2003(F)	2003/2004(F)	2004/2005(F)	2005/2006(F)	2006/2007(F)	2007/2008(F)	2008/2009(P)	Moyenne
BE	37,000	30,000	45,000	47,000	52,000	58,000	55,000	54,000	56,000	48,222
BG										
CZ					26,600	29,000	17,000	46,438	19,464	27,700
DK	3,000	5,000		-0,084						0,880
DE	247,000	227,000	206,000	120,000	125,000	95,000	130,000	140,000	10,974	144,553
EE					16,778	14,000	14,000	14,000	14,867	14,729
IE	52,000		46,000	52,000	92,000	92,000	6,000	6,000	6,000	39,111
EL									2,832	0,315
ES	213,000	331,000	205,000	7,000	6,000	404,000	244,000	43,000	81,484	170,498
FR	47,000		168,425	260,000	233,553	260,000	266,000	299,000	254,410	198,710
IT	74,467	68,000	80,955	185,476	184,476	211,000	173,000	189,000	35,000	133,486
CY									1,239	0,248
LV					2,000	16,000	17,000	3,000	8,000	9,200
LT					8,366	10,000	10,000	9,738	9,738	9,568
LU	40,000	60,000	1,000	1,000	1,000	1,000				11,556
HU										
MT					0,200	1,000	1,000	1,000	1,000	0,840
NL	192,000	82,680	63,000	107,675	110,000	149,000	192,000	189,000	176,000	140,151
AT	7,622	6,500	7,035	4,454	6,000	9,000	8,000	9,700	3,615	6,881
PL					27,000	23,000	1,000	1,000		10,400
PT								1,489	2,357	0,427
RO										
SI										
SK					82,530	6,000	8,000	2,681		19,842
FI	20,500	33,200	36,600	40,000	54,400	48,000	61,000	58,000	74,500	47,356
SE	45,000	58,000	50,000	83,000	76,400	156,000	90,000	97,000	135,000	87,822
UK	340,000	677,000		399,000	500,000	500,000	506,000	448,000	534,000	433,778
Total	1.318,589	1.578,380	909,015	1.306,521	1.604,303	2.082,000	1.799,000	1.612,046	1.426,480	1.515,148

* (F)Définitif; (P)Provisoire; (E)Prévisionnel; (N/A)Inconnu

Paramètres les plus utilisés dans le secteur Vin, par campagne et par Etat Membre

**Autres vins Regl. (CE) 1492/99 - Rubrique: Variation annuel des stocks -
Source: DG AGRI Regl. (CE) 436/2009 - 1000 HL**

	2000/2001(F)	2001/2002(F)	2002/2003(F)	2003/2004(F)	2004/2005(F)	2005/2006(F)	2006/2007(F)	2007/2008(F)	2008/2009(P)	Moyenne
BE	3,000	-4,000	15,000	2,000	5,000	6,000	7,000	-1,000	2,000	3,889
BG								-18,000		-9,000
CZ					-147,200	2,400	-11,100	28,438	-19,925	-29,477
DK	-1,000									-0,111
DE	131,000	-27,000	-21,000	-81,000	7,000	-33,000	30,000	25,000	-175,673	-16,075
EE					8,303	-2,778			0,867	1,278
IE	2,000		-23,000	6,000	40,000		-86,000			-6,778
EL									3,970	0,441
ES	156,000	145,000	-118,000	-25,000	15,000	111,000	2,000	-205,000	339,555	46,728
FR	27,000	-20,000	35,425	91,575	-26,447	26,447	5,787	33,000	-44,590	14,244
IT	-20,000	-12,000	58,412	-7,936	-1,000	26,524	-37,805	16,000	-153,565	-14,597
CY					-3,811		-0,005		1,239	-0,515
LV					-5,000	15,000	0,600		-7,000	0,720
LT					-0,322	1,634	0,300	-0,262	0,000	0,270
LU	-11,000						-1,000			-1,333
HU										
MT						0,900				0,180
NL	119,000	13,680	-3,000	44,675	2,325	39,000	43,562	-3,000	-13,000	27,027
AT	-85,556	-2,400	-0,465	-2,581	1,326	3,000	-0,874	1,700	-6,085	-10,215
PL						-8,000	-44,000		-1,000	-10,600
PT								1,489	0,868	0,262
RO										
SI					-22,009					-4,402
SK					46,290	-53,530	8,000	-33,319	35,319	0,552
FI	-3,000	33,200	3,400	3,400	14,400	-6,400	11,300	-3,000	16,500	7,756
SE	-30,000	13,000	-8,000	33,000	-6,600	80,000	-66,000	7,000	38,000	6,711
UK	-177,000	333,000	632,000	-910,000	101,000		6,000	-58,000	28,000	-5,000
Total	110,444	472,480	570,772	-845,867	28,255	208,197	-132,235	-208,954	45,480	27,619

* (F)Définitif; (P)Provisoire; (E)Prévisionnel; (N/A)Inconnu

Paramètres les plus utilisés dans le secteur Vin, par campagne et par Etat Membre

INDEX Bilans

Campagnes	2009-10	2008-09	2007-08	2006-07	2005-06	2004-05	2003-04	2002-03	2001-02	2000-01
Bilans	3	4	5	6	7	8	9	10	11	12

INDEX rubriques

en 1000 HI	TOUS	Graphs	VQPRD	AOP	IGP	VAR	OTH	TABLE	OTHR
Stock initiaux	13	14	51	52	105	128	153	178	205
Stock initiaux - Prod	15		53	54	106	129	154	179	206
Stock initiaux - Comm	16		55	56	107	130	155	180	207
Prod Totale	17		57	58	108	131	156	181	208
Prod non-Vinifiée	18		59	60			158	183	210
Prod Vinifiée	19	20	61	62	109	132	157	182	209
Imports	21		63	64	110	133	159	184	211
Imports extra EU	22		65	66	111	134	160	185	212
Imports intra Eu	23		67	68	112	135	161	186	213
Exports	25	26	69	70	113	136	162	187	214
Exports versus Prod	27	28	71	72	114	137		188	
Exports extra EU	29		73	74	115	138	163	189	215
Exports intra EU	30		75	76	116	139	164	190	216
Total uses	31		77	78	117	140	165	191	217
Human Consumption	33	34	79	80	118	141	166	192	218
Imports versus HC	35								
Imports Extra versus HC	36								
Industr. Uses	37		81	82	119	142	167	193	219
Industr. Uses - Distill	38		83	84	120	143	168	194	220
Industr. Uses - Distill EU	40	41	85	86	121	144	170	196	222
Industr. Uses - Distill EdV	39		87	88			169	195	221
Industr. Uses - Distill MS	42		89	90		145		198	223
Industr. Uses - Vinaigre	43		91	92		146	171	197	224
Transformation	44		93	94	122	147	172	199	225
Pertes	45		95	96	123	148	173	200	226
Stocks finaux	46	47	97	98	124	149	174	201	227
Stocks finaux - Prod	48		99	100	125	150	175	202	228
Stocks finaux - Comm	49		101	102	126	151	176	203	229
Stock Variation	50		103	104	127	152	177	204	230