

# Response statistics for 'SME PANEL SPECIFIC ACTION - New legislative framework for the marketing of products: proposal to align 10 product harmonisation directives to Decision 768/2008 '

▶ Current search:

## Query definition

All data requested

## Result pages

▶ There are 603 responses matching your criteria of a total of 603 records in the current set of data.

▶ Expand all - Collapse all

Sorted answers  Original order

## Identification of the Enterprise Europe Network partner

### Identification of the company

1.) What is your sector of activity? -single choice reply- (compulsory)


	Number of requested records	Requested records (603)	% of total number records (603)
electrical and electronic products,	336	(55.7%)	(55.7%)
lifts,	63	(10.4%)	(10.4%)
pressure equipment,	78	(12.9%)	(12.9%)
measuring instruments,	68	(11.3%)	(11.3%)
civil explosives,	8	(1.3%)	(1.3%)
pyrotechnic articles,	25	(4.1%)	(4.1%)
equipment and protective systems for use in potentially explosive atmospheres	25	(4.1%)	(4.1%)

2.) What is your primary activity in relation to the sector selected above? -single choice reply- (compulsory)

	Number of requested records	Requested records (603)	% of total number records (603)
Manufacturer	312	(51.7%)	(51.7%)
Importer	36	(6%)	(6%)
Distributor	97	(16.1%)	(16.1%)
Lift installer	39	(6.5%)	(6.5%)
<input type="checkbox"/> other	119	(19.7%)	(19.7%)

3.) In which country is your company located? -single choice reply- (compulsory)

	Number of requested records	Requested records (603)	% of total number records (603)	% of total number records (601)
--	-----------------------------	-------------------------	---------------------------------	---------------------------------

Austria	0	(0%)	(0%)	(0%)
Belgium	0	(0%)	(0%)	(0%)
Bulgaria	55	(9.1%)	(9.1%)	(9.2%)
Cyprus	0	(0%)	(0%)	(0%)
Czech Republic	31	(5.1%)	(5.1%)	(5.2%)
Denmark	0	(0%)	(0%)	(0%)
Estonia	0	(0%)	(0%)	(0%)
Finland	0	(0%)	(0%)	(0%)
France	0	(0%)	(0%)	(0%)
Germany	71	(11.8%)	(11.8%)	(11.8%)
Greece	79	(13.1%)	(13.1%)	(13.1%)
Hungary	0	(0%)	(0%)	(0%)
Ireland	5	(0.8%)	(0.8%)	(0.8%)
Italy	134	(22.2%)	(22.2%)	(22.3%)
Latvia	0	(0%)	(0%)	(0%)
Lithuania	20	(3.3%)	(3.3%)	(3.3%)
Luxembourg	0	(0%)	(0%)	(0%)
Malta	0	(0%)	(0%)	(0%)
Netherlands	0	(0%)	(0%)	(0%)
Poland	0	(0%)	(0%)	(0%)
Portugal	0	(0%)	(0%)	(0%)
Romania	83	(13.8%)	(13.8%)	(13.8%)
Slovakia	18	(3%)	(3%)	(3%)
Slovenia	9	(1.5%)	(1.5%)	(1.5%)
Spain	96	(15.9%)	(15.9%)	(16%)
Sweden	0	(0%)	(0%)	(0%)
United Kingdom	0	(0%)	(0%)	(0%)
 Other	0	(0%)	(0%)	(0%)
N/A	2	(0.3%)	(0.3%)	-

#### 4.) How many employees do you have? -single choice reply- (compulsory)

	Number of requested records	Requested records (603)	% of total number records (603)
Less than 10	251	(41.6%)	(41.6%)
From 10 to 49	208	(34.5%)	(34.5%)
From 50 to 249	144	(23.9%)	(23.9%)

## I. Addressing the problem of non-compliance with existing product requirements

#### 5.) Do you think that in your sector of activity there are products that do not comply (i.e. are not in line) with the requirements of the applicable directives (i.e. one or more of the 10 directives concerned by the consultation)? -single choice reply- (optional)





	Number of requested records	Requested records (603)	% of total number records (603)	% of total number records (595)
Yes, many	61	(10.1%)	(10.1%)	(10.3%)
Yes, some	230	(38.1%)	(38.1%)	(38.7%)

No	177	(29.4%)	(29.4%)	(29.7%)
Do not know	127	(21.1%)	(21.1%)	(21.3%)
N/A	8	(1.3%)	(1.3%)	-

7.) Do you think that your business is exposed to unfair competition by non-compliant products? - single choice reply- (optional)

	Number of requested records	Requested records (603)	% of total number records (603)	% of total number records (552)
Yes, to a significant extent	107	(17.7%)	(17.7%)	(19.4%)
Yes, to a moderate extent	217	(36%)	(36%)	(39.3%)
No	130	(21.6%)	(21.6%)	(23.6%)
Do not know	98	(16.3%)	(16.3%)	(17.8%)
N/A	51	(8.5%)	(8.5%)	-

8.) Are your sales or your market share affected by this type of unfair competition and, if so, by how much? [please specify product category]: -multiple choices reply- (optional)

	Number of requested records	Requested records (603)	% of total number records (603)	% of total number records (374)
 Product category 1	320	(53.1%)	(53.1%)	(85.6%)
 Product category 2	38	(6.3%)	(6.3%)	(10.2%)
 Product category 3	8	(1.3%)	(1.3%)	(2.1%)
 Product category 4	8	(1.3%)	(1.3%)	(2.1%)
N/A	229	(38%)	(38%)	-

## Unfair competition's effect on sales

Product category 1 -single choice reply- (optional)

	Number of requested records	Requested records (603)	% of total number records (603)	% of total number records (360)
Between 0 and 5% of the turnover	60	(10%)	(10%)	(16.7%)
Between 6 and 10% of the turnover	66	(10.9%)	(10.9%)	(18.3%)
Between 11 and 15% of the turnover	29	(4.8%)	(4.8%)	(8.1%)
Between 16 and 20% of the turnover	27	(4.5%)	(4.5%)	(7.5%)
Between 21 and 30% of the turnover	26	(4.3%)	(4.3%)	(7.2%)
Greater than 30% of the turnover	20	(3.3%)	(3.3%)	(5.6%)
Unable to provide indicative estimates	132	(21.9%)	(21.9%)	(36.7%)
N/A	243	(40.3%)	(40.3%)	-

Product category 2 -single choice reply- (optional)

	Number of requested records	Requested records (603)	% of total number records (603)	% of total number records (54)
Between 0 and 5% of the turnover	6	(1%)	(1%)	(11.1%)
Between 6 and 10% of the turnover	14	(2.3%)	(2.3%)	(25.9%)
Between 11 and 15% of the turnover	4	(0.7%)	(0.7%)	(7.4%)
Between 16 and 20% of the turnover	4	(0.7%)	(0.7%)	(7.4%)
Between 21 and 30% of the turnover	3	(0.5%)	(0.5%)	(5.6%)
Greater than 30% of the turnover	5	(0.8%)	(0.8%)	(9.3%)
Unable to provide indicative estimates	18	(3%)	(3%)	(33.3%)
N/A	549	(91%)	(91%)	-

Product category 3 -single choice reply- (optional)

	Number of requested records	Requested records (603)	% of total number records (603)	% of total number records (22)
Between 0 and 5% of the turnover	2	(0.3%)	(0.3%)	(9.1%)
Between 6 and 10% of the turnover	3	(0.5%)	(0.5%)	(13.6%)
Between 11 and 15% of the turnover	0	(0%)	(0%)	(0%)
Between 16 and 20% of the turnover	0	(0%)	(0%)	(0%)
Between 21 and 30% of the turnover	2	(0.3%)	(0.3%)	(9.1%)
Greater than 30% of the turnover	2	(0.3%)	(0.3%)	(9.1%)
Unable to provide indicative estimates	13	(2.2%)	(2.2%)	(59.1%)
N/A	581	(96.4%)	(96.4%)	-

Product category 4 -single choice reply- (optional)

	Number of requested records	Requested records (603)	% of total number records (603)	% of total number records (25)
Between 0 and 5% of the turnover	0	(0%)	(0%)	(0%)
Between 6 and 10% of the turnover	2	(0.3%)	(0.3%)	(8%)
Between 11 and 15% of the turnover	2	(0.3%)	(0.3%)	(8%)
Between 16 and 20% of the turnover	0	(0%)	(0%)	(0%)
Between 21 and 30% of the turnover	1	(0.2%)	(0.2%)	(4%)
Greater than 30% of the turnover	2	(0.3%)	(0.3%)	(8%)
Unable to provide indicative estimates	18	(3%)	(3%)	(72%)
N/A	578	(95.9%)	(95.9%)	-

## 9.) Do you think that the following elements of "Action 1" will give you any help in defending the competitiveness of your business against the unfair competition of non-compliant products?

Obligations for importers/distributors -single choice reply- (optional)

	Number of requested records	Requested records (603)	% of total number records (603)	% of total number records (558)
no or no significant help	45	(7.5%)	(7.5%)	(8.1%)
some help	159	(26.4%)	(26.4%)	(28.5%)
significant help	304	(50.4%)	(50.4%)	(54.5%)
unable to evaluate impact	50	(8.3%)	(8.3%)	(9%)
N/A	45	(7.5%)	(7.5%)	-

Traceability obligations -single choice reply- (optional)

	Number of requested records	Requested records (603)	% of total number records (603)	% of total number records (549)
no or no significant help	71	(11.8%)	(11.8%)	(12.9%)
some help	153	(25.4%)	(25.4%)	(27.9%)
significant help	264	(43.8%)	(43.8%)	(48.1%)
unable to evaluate impact	61	(10.1%)	(10.1%)	(11.1%)
N/A	54	(9%)	(9%)	-

Post marketing obligations on manufacturers -single choice reply- (optional)

	Number of requested records	Requested records (603)	% of total number records (603)	% of total number records (552)
no or no significant help	81	(13.4%)	(13.4%)	(14.7%)
some help	145	(24%)	(24%)	(26.3%)
significant help	268	(44.4%)	(44.4%)	(48.6%)
unable to evaluate impact	58	(9.6%)	(9.6%)	(10.5%)
N/A	51	(8.5%)	(8.5%)	-

Common safeguard (market surveillance) procedures across the EU to deal with products presenting a risk -single choice reply- (optional)

	Number of requested records	Requested records (603)	% of total number records (603)	% of total number records (552)
no or no significant help	42	(7%)	(7%)	(7.6%)
some help	120	(19.9%)	(19.9%)	(21.7%)
significant help	301	(49.9%)	(49.9%)	(54.5%)
unable to evaluate impact	89	(14.8%)	(14.8%)	(16.1%)
N/A	51	(8.5%)	(8.5%)	-

## 10.) What effects do you think that the following elements of Action 1 will have on operating costs and/or administrative burdens for your enterprise?

Obligations for importers/distributors -single choice reply- (optional)

	Number of requested records	Requested records (603)	% of total number records (603)	% of total number records (556)
reduction of operating costs and/or administrative burden	35	(5.8%)	(5.8%)	(6.3%)
no or no significant increase in operating costs and/or administrative burden	162	(26.9%)	(26.9%)	(29.1%)
moderate increase in operating costs and/or administrative burden	197	(32.7%)	(32.7%)	(35.4%)
significant increase in operating costs and/or adm. burden	75	(12.4%)	(12.4%)	(13.5%)
unable to evaluate impact	87	(14.4%)	(14.4%)	(15.6%)
N/A	47	(7.8%)	(7.8%)	-

Traceability obligations -single choice reply- (optional)

	Number of requested records	Requested records (603)	% of total number records (603)	% of total number records (550)
reduction of operating costs and/or administrative burden	25	(4.1%)	(4.1%)	(4.5%)
no or no significant increase in operating costs and/or administrative burden	165	(27.4%)	(27.4%)	(30%)
moderate increase in operating costs and/or administrative burden	183	(30.3%)	(30.3%)	(33.3%)
significant increase in operating costs and/or adm. burden	91	(15.1%)	(15.1%)	(16.5%)
unable to evaluate impact	86	(14.3%)	(14.3%)	(15.6%)
N/A	53	(8.8%)	(8.8%)	-

Post marketing obligations on manufacturers -single choice reply- (optional)


	Number of requested records	Requested records (603)	% of total number records (603)	% of total number records (547)
reduction of operating costs and/or administrative burden	25	(4.1%)	(4.1%)	(4.6%)
no or no significant increase in operating costs and/or administrative burden	142	(23.5%)	(23.5%)	(26%)
moderate increase in operating costs and/or administrative burden	181	(30%)	(30%)	(33.1%)
significant increase in operating costs and/or adm. burden	106	(17.6%)	(17.6%)	(19.4%)
unable to evaluate impact	93	(15.4%)	(15.4%)	(17%)
N/A	56	(9.3%)	(9.3%)	-

Common safeguard (market surveillance) procedures across the EU to deal with products presenting a risk -single choice reply- (optional)

	Number of requested records	Requested records (603)	% of total number records (603)	% of total number records (544)
reduction of operating costs and/or administrative burden	37	(6.1%)	(6.1%)	(6.8%)
no or no significant increase in operating costs and/or administrative burden	127	(21.1%)	(21.1%)	(23.3%)
moderate increase in operating costs and/or administrative burden	141	(23.4%)	(23.4%)	(25.9%)
significant increase in operating costs and/or adm. burden	72	(11.9%)	(11.9%)	(13.2%)
unable to evaluate impact	167	(27.7%)	(27.7%)	(30.7%)
N/A	59	(9.8%)	(9.8%)	-

## 11.) If you answered that one or more of the elements of Action 1 may give rise to a significant increase in operating costs and/or administrative burden, please:

11a.) explain why (multiple choices possible): -multiple choices reply- (optional)

	Number of requested records	Requested records (603)	% of total number records (603)	% of total number records (582)
It will increase the cost of inputs (raw materials, semi-finished products, components)	98	(16.3%)	(16.3%)	(16.8%)
It will increase costs of testing and physical inspection of products	200	(33.2%)	(33.2%)	(34.4%)
It will increase costs of paperwork (e.g. checks of documentation accompanying the products, filing and storing of information on products)	235	(39%)	(39%)	(40.4%)
 Other (please explain)	15	(2.5%)	(2.5%)	(2.6%)
Unable to specify	34	(5.6%)	(5.6%)	(5.8%)
N/A	21	(3.5%)	(3.5%)	-

11b.) provide an indicative estimate of the increase you expect either as a percentage of current operating costs or in terms additional time spent (hours/month) -multiple choices reply- (optional)

	Number of requested records	Requested records (603)	% of total number records (603)	% of total number records (387)
 Increase of current operating costs(%):	145	(24%)	(24%)	(37.5%)
 Time spent:	60	(10%)	(10%)	(15.5%)



Unable to provide answer	182	(30.2%)	(30.2%)	(47%)
N/A	216	(35.8%)	(35.8%)	-

## 12.) If you answered that one or more of the elements of Action 1 may give rise to reduction in operating costs and/or administrative burden, please:

12a.) explain why (multiple choices possible): -single choice reply- (optional)

	Number of requested records	Requested records (603)	% of total number records (603)	% of total number records (143)
It will reduce the cost of inputs (raw materials, semi-finished products, components)	12	(2%)	(2%)	(8.4%)
It will reduce the costs of testing and physical inspection of products	24	(4%)	(4%)	(16.8%)
It will reduce costs of paperwork (e.g. costs to gather information on reliability of products supplied to me by importers or distributors)	22	(3.6%)	(3.6%)	(15.4%)
Reduction in costs of insurance to cover the risk due non-compliant products	17	(2.8%)	(2.8%)	(11.9%)
Other (please specify)	5	(0.8%)	(0.8%)	(3.5%)
Unable to specify	63	(10.4%)	(10.4%)	(44.1%)
N/A	460	(76.3%)	(76.3%)	-

12b.) provide an indicative estimate of the reduction you expect either as a percentage of costs / in terms of time saved (hours/month) -multiple choices reply- (optional)

	Number of requested records	Requested records (603)	% of total number records (603)	% of total number records (154)
 Reduction in operating costs: (%)	31	(5.1%)	(5.1%)	(20.1%)
 Time saved:	15	(2.5%)	(2.5%)	(9.7%)
Unable to provide answer	108	(17.9%)	(17.9%)	(70.1%)
N/A	449	(74.5%)	(74.5%)	-

## II. Addressing problems with the performance of certain Notified Bodies


13.) Do you make use of services provided by Notified Bodies? -single choice reply- (optional)


	Number of requested records	Requested records (603)	% of total number records (603)	% of total number records (555)
Yes	376	(62.4%)	(62.4%)	(67.7%)
No	179	(29.7%)	(29.7%)	(32.3%)
N/A	48	(8%)	(8%)	-

14.) If yes, are you aware of problems with the quality of services provided by Notified Bodies in your sector of activity? -single choice reply- (optional)

	Number of requested records	Requested records (603)	% of total number records (603)	% of total number records (442)
 Yes	140	(23.2%)	(23.2%)	(31.7%)
No	197	(32.7%)	(32.7%)	(44.6%)

Do not know	105	(17.4%)	(17.4%)	(23.8%)
N/A	161	(26.7%)	(26.7%)	-

 14a.) If so, please explain what the problems are (multiple choices possible): -multiple choices reply- (optional)

	Number of requested records	Requested records (140)	% of total number records (603)	% of total number records (278)
Lack of competence of Notified Bodies	50	(35.7%)	(8.3%)	(18%)
Mistakes in assessment carried out by Notified Bodies	51	(36.4%)	(8.5%)	(18.3%)
Professional secrecy not respected	26	(18.6%)	(4.3%)	(9.4%)
Notified Bodies did not apply generally agreed guidelines by notified bodies groups	24	(17.1%)	(4%)	(8.6%)
Notified Bodies had conflict of interest	47	(33.6%)	(7.8%)	(16.9%)
Lower quality of service performed by subcontractor or subsidiary of Notified Bodies	46	(32.9%)	(7.6%)	(16.5%)
 Other (please specify):	34	(24.3%)	(5.6%)	(12.2%)
N/A	325	(53.9%)	(53.9%)	-

## 15.) Do you think that the following elements of "Action 2" will help improving the level of quality of services provided by Notified Bodies in this sector?

Reinforcement of notification requirements for Notified Bodies -single choice reply- (optional)

	Number of requested records	Requested records (603)	% of total number records (603)	% of total number records (504)
No or no significant improvement	81	(13.4%)	(13.4%)	(16.1%)
Moderate improvement	152	(25.2%)	(25.2%)	(30.2%)
Significant improvement	158	(26.2%)	(26.2%)	(31.3%)
Unable to evaluate impact	113	(18.7%)	(18.7%)	(22.4%)
N/A	99	(16.4%)	(16.4%)	-

Revised procedures for notification -single choice reply- (optional)

	Number of requested records	Requested records (603)	% of total number records (603)	% of total number records (492)
No or no significant improvement	79	(13.1%)	(13.1%)	(16.1%)
Moderate improvement	154	(25.5%)	(25.5%)	(31.3%)
Significant improvement	122	(20.2%)	(20.2%)	(24.8%)
Unable to evaluate impact	137	(22.7%)	(22.7%)	(27.8%)
N/A	111	(18.4%)	(18.4%)	-

Information obligation on Notified Bodies -single choice reply- (optional)

	Number of requested records	Requested records (603)	% of total number records (603)	% of total number records (491)
No or no significant improvement	75	(12.4%)	(12.4%)	(15.3%)
Moderate improvement	134	(22.2%)	(22.2%)	(27.3%)
Significant improvement	162	(26.9%)	(26.9%)	(33%)
Unable to evaluate impact	120	(19.9%)	(19.9%)	(24.4%)



N/A	112	(18.6%)	(18.6%)	-
-----	-----	---------	---------	---

### III. Addressing inconsistencies on specific issues in current legislation

16.) Does more than one directive apply to your product(s) ? -single choice reply- (optional)

	Number of requested records	Requested records (603)	% of total number records (603)	% of total number records (580)
Yes	404	(67%)	(67%)	(69.7%)
No	176	(29.2%)	(29.2%)	(30.3%)
N/A	23	(3.8%)	(3.8%)	-

16.a) If yes, please indicate, which ones (at least two choices should be given): -multiple choices reply- (optional)

	Number of requested records	Requested records (404)	% of total number records (603)
Low Voltage Directive: Directive 2006/95/EEC on the harmonisation of the laws of Member States relating to electrical equipment designed for use within certain voltage limits	311	(77%)	(51.6%)
Simple Pressure Vessels Directive: Council Directive 2009/105/EC on the harmonisation of the laws of the Member States relating to simple pressure vessels	68	(16.8%)	(11.3%)
Non-automatic Weighing Instruments Directive: Council Directive 90/384/EEC on the harmonisation of the laws of the Member States relating to non-automatic weighing instruments	26	(6.4%)	(4.3%)
Civil Explosives Directive: Council Directive 93/15/EEC on the harmonisation of the provisions relating to the placing on the market and supervision of explosives for civil use	11	(2.7%)	(1.8%)
ATEX Directive: Directive 94/9/EC of the European Parliament and the Council on the approximation of the laws of the Member States concerning equipment and protective systems intended for use in potentially explosive atmospheres	87	(21.5%)	(14.4%)
Lifts Directive European Parliament and Council Directive 95/16/EC of 29 June 1995 on the approximation of the laws of the Member States relating to lifts	58	(14.4%)	(9.6%)
Pressure Equipment Directive: Directive 97/23/EC of the European Parliament and of the Council on the approximation of the laws of the Member States concerning pressure equipment	92	(22.8%)	(15.3%)
Measuring Instruments Directive: Directive 2004/22/EC of the European Parliament and of the Council on measuring instruments	124	(30.7%)	(20.6%)
Electromagnetic Compatibility Directive: Directive 2004/108/EC on the approximation of the laws of the Member States relating to electromagnetic compatibility and repealing Directive 89/336/EEC	300	(74.3%)	(49.8%)
Pyrotechnic articles Directive 2007/23/EC on the placing on the market of pyrotechnic articles	14	(3.5%)	(2.3%)

17.) Do you have to apply different conformity assessment procedures to one and the same product due to the simultaneous applicability of directives? -single choice reply- (optional)

Number of requested records	Requested records (603)	% of total number records (603)	% of total number records (546)
-----------------------------	-------------------------	---------------------------------	---------------------------------

Yes	239	(39.6%)	(39.6%)	(43.8%)
No	307	(50.9%)	(50.9%)	(56.2%)
N/A	57	(9.5%)	(9.5%)	-

18.) If so, does this lead to additional costs or administrative burden ? -single choice reply- (optional)

	Number of requested records	Requested records (603)	% of total number records (603)	% of total number records (277)
Yes, significant costs/burden	110	(18.2%)	(18.2%)	(39.7%)
Yes, insignificant extra costs/burden	80	(13.3%)	(13.3%)	(28.9%)
No extra costs/burden	38	(6.3%)	(6.3%)	(13.7%)
I do not know	49	(8.1%)	(8.1%)	(17.7%)
N/A	326	(54.1%)	(54.1%)	-